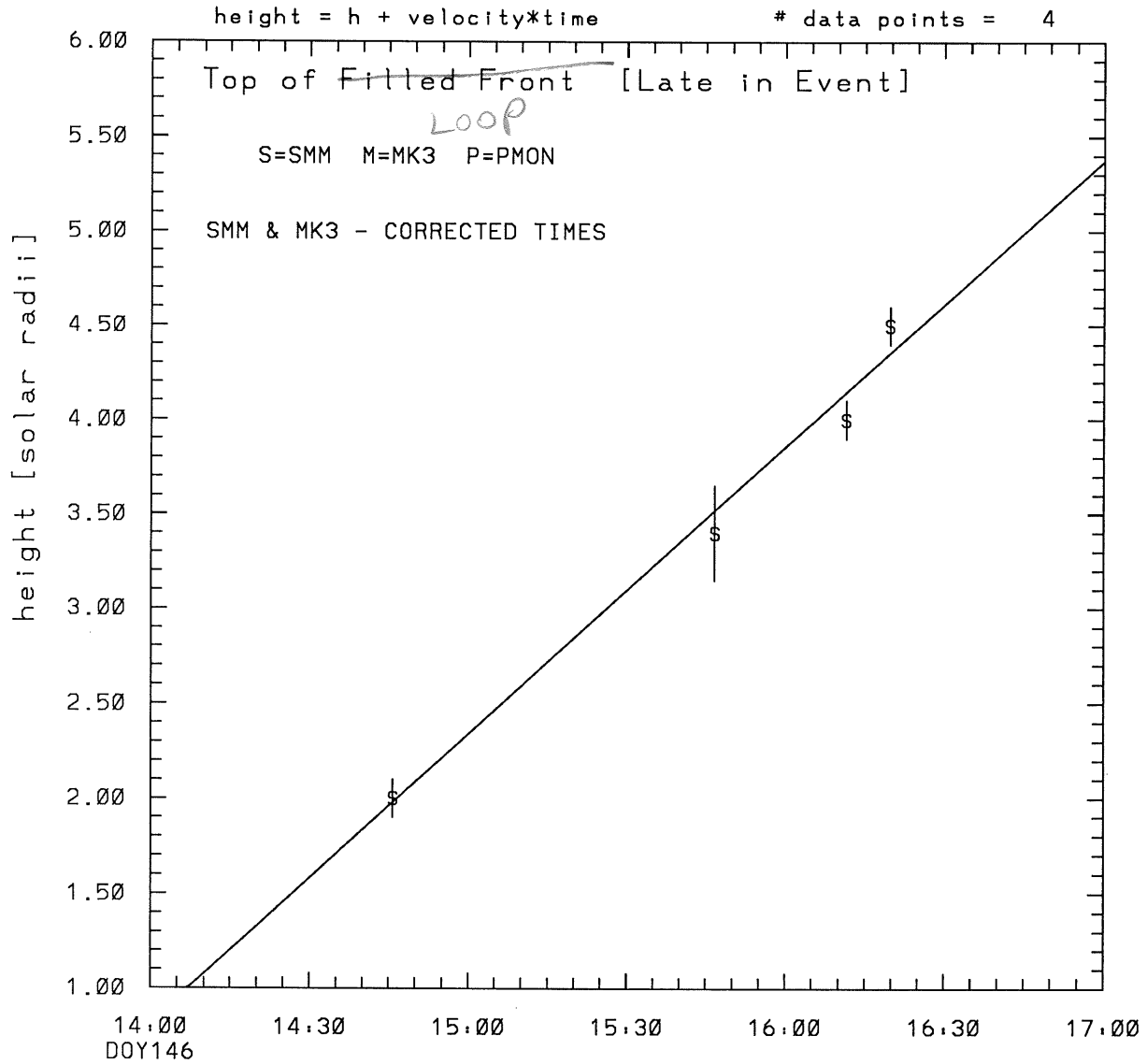
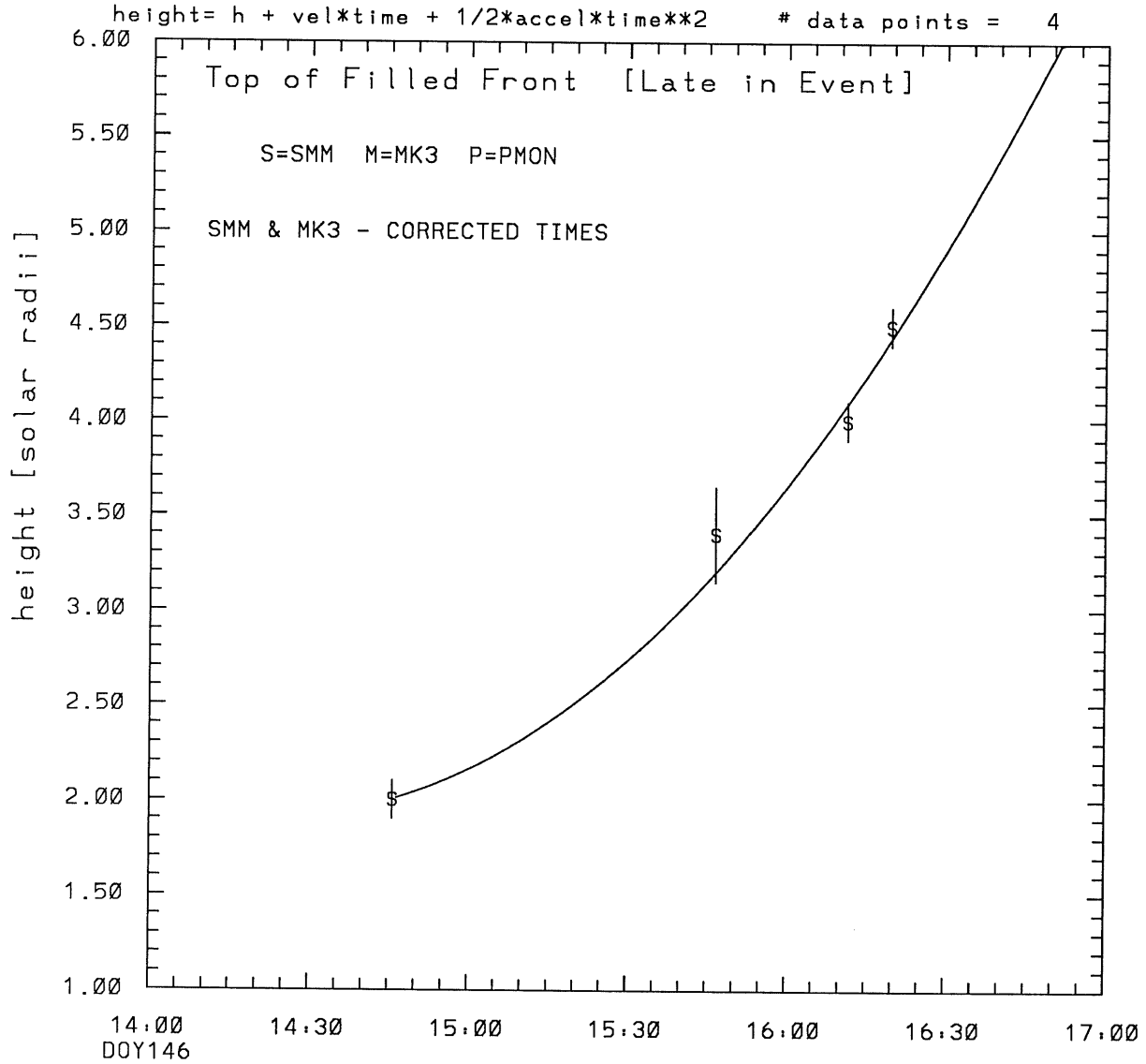


SMM C/P 1988 DOY146 245 +/- 0 degrees



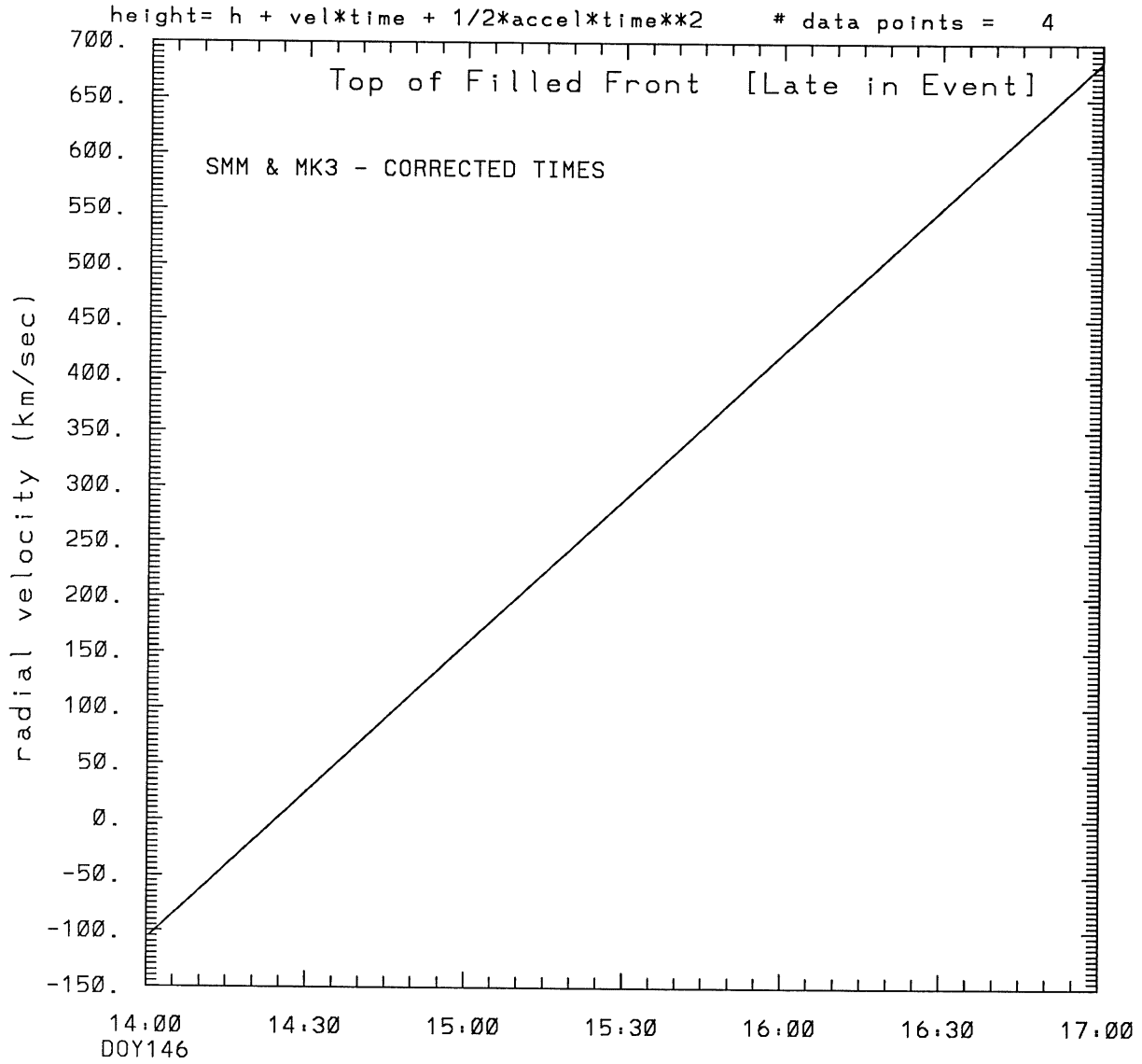
tstart=DOY146 14: 7 +/- 0.4 [min.]
radial velocity= 293. +/- 19. [km/sec]

SMM C/P 1988 DOY146 245 +/- 0 degrees



tstart=DOY146 14:24 from derivative=0
Event begins at 1.92 Solar Radii
radial acceleration = 0.0732 +/- 0.0428 [km/sec**2]

SMM C/P 1988 DOY146 245 +/- 0 degrees



tstart=DOY146 14:24 from derivative=0
Event begins at 1.92 Solar Radii
radial acceleration=0.732E-01 km/sec**2

This is a 1 order run

INPUT:

year	day	time	radii	error in radius	angle	error in angle	datatype
1988	146	14:45:49	2.00	+/- 0.10	245.0	+/- 0.5	SMM
1988	146	15:46:44	3.40	+/- 0.25	245.0	+/- 1.0	SMM
1988	146	16:11:30	4.00	+/- 0.10	245.0	+/- 1.0	SMM
1988	146	16:19:45	4.50	+/- 0.10	245.0	+/- 1.0	SMM

Structure being measured:
Top of Filled Front [Late in Event]

Loop

OUTPUT:

START TIME:

Event began at $t = 0 + 0.702E+01 \pm 0.387E+00$ [minutes]
In more convenient units:
Event began at DOY 146 14: 7 $\pm 0.387E+00$ [minutes]

Origin defined at DOY146 14: 0

RADIAL INFORMATION:

RADIAL VELOCITY = 293. \pm 19. km/sec

The computed RADIAL coefficients and errors FROM NLLST2 are:

- c(1) = 0.822E+00 \pm 0.189E+00 [solar radii]
- c(2) = 0.253E-01 \pm 0.167E-02 [radii/min]
- c(2) = 0.293E+03 \pm 0.194E+02 [km/sec]
- c(3) = 0.000E+00 \pm 0.000E+00 [radii/min**2]
- c(3) = 0.000E+00 \pm 0.000E+00 [km/sec**2]

The computed ERRORS in coefficients [BEVINGTON] are:

- error in c(1)= 0.25797E+00 [radii] see Bevington pg. 114
- error in c(2)= 0.23002E-02 [radii/min] see Bevington pg. 114

ANGULAR INFORMATION:

ANGULAR VELOCITY = 0.0000E+00 \pm 0.0000E+00[radians/sec]

The computed ANGULAR coefficients and errors FROM NLLST2 are:

a(1) = 245. +/- 0. [degrees]
a(2) = 0.000E+00 +/- 0.000E+00 [degrees/min]
a(2) = 0.000E+00 +/- 0.000E+00 [rad/sec]
a(3) = 0.000E+00 +/- 0.000E+00 [degrees/min**2]
a(3) = 0.000E+00 +/- 0.000E+00 [rad/sec**2]

THE TANGENTIAL AND TOTAL VELOCITIES AT EACH DATA POINT ARE:

The TANGENTIAL velocity at 14:45 = 0. km/sec

The TOTAL velocity at 14:45 = 293. km/sec

The TANGENTIAL velocity at 15:46 = 0. km/sec

The TOTAL velocity at 15:46 = 293. km/sec

The TANGENTIAL velocity at 16:11 = 0. km/sec

The TOTAL velocity at 16:11 = 293. km/sec

The TANGENTIAL velocity at 16:19 = 0. km/sec

The TOTAL velocity at 16:19 = 293. km/sec

The following info is for estimating goodness of the fit

Fit is ok [ier=1]

Standard Deviation in the height = 1.08

Standard Deviation in start time measurement = 0.368E+02

Error in time = 0.94687E+01 using best fit method

See Taylor Error Analysis [Univ of Colorado] pg.78

Value of reduced Chi Squared returned from nllst2 = 0.191E-01

Reduced Chi Squared = 0.889E-01

Chi Squared = 0.178E+00

The probability for exceeding chi square = 0.981E+00

The correlation coefficient = 0.992E+00

The probability that no LINEAR correlation exists between the variables = 0.7833E-02

SEE BEVINGTON "Data Reduction and Error Analysis" [1969]

This is a 2 order run

INPUT:

year	doy	time	radii	error in radius	angle	error in angle	datatype
1988	146	14:45:49	2.00	+/- 0.10	245.0	+/- 0.5	SMM
1988	146	15:46:44	3.40	+/- 0.25	245.0	+/- 1.0	SMM
1988	146	16:11:30	4.00	+/- 0.10	245.0	+/- 1.0	SMM
1988	146	16:19:45	4.50	+/- 0.10	245.0	+/- 1.0	SMM

Structure being measured:
Top of Filled Front [~~Late in Event~~] Loop

OUTPUT:

START TIME:

tstart=DOY146 14:24 from derivative = 0
Event begins at 1.92 Solar Radii
Origin defined at DOY146 14: 0

RADIAL INFORMATION:

RADIAL ACCELERATION = 0.732E-01 +/- 0.428E-01 km/sec**2

The computed RADIAL coefficients and errors FROM NLLST2 are:

- c(1) = 0.203E+01 +/- 0.720E+00 [solar radii]
- c(2) = -0.922E-02 +/- 0.202E-01 [radii/min]
- c(2) = -0.107E+03 +/- 0.234E+03 [km/sec]
- c(3) = 0.189E-03 +/- 0.111E-03 [radii/min**2]
- c(3) = 0.732E-01 +/- 0.428E-01 [km/sec**2]

The computed ERRORS in coefficients [BEVINGTON] are:

- Approximate error in c(1) = 0.99927E+00 [radii] Bevington pg 154 (8-30)
- Exact error in c(1) = 0.55042E+00 [radii] Bevington pg 154 (8-28)
- Approximate error in c(2) = 0.25652E-01 [radii/min] Bevington pg 154 (8-30)
- Exact error in c(2) = 0.16035E-01 [radii/min] Bevington pg 154 (8-28)
- Approximate error in c(3) = 0.13997E-03 [radii/min**] Bevington pg 154 (8-30)
- Exact error in c(3) = 0.87870E-04 [radii/min**] Bevington pg 154 (8-28)

ANGULAR INFORMATION:

ANGULAR ACCELERATION= 0.0000E+00 +/- 0.0000E+00[radians/sec**2]

The computed ANGULAR coefficients and errors FROM NLLST2 are:

a(1) = 245. +/- 0. [degrees]
a(2) = 0.000E+00 +/- 0.000E+00 [degrees/min]
a(2) = 0.000E+00 +/- 0.000E+00 [rad/sec]
a(3) = 0.000E+00 +/- 0.000E+00 [degrees/min**2]
a(3) = 0.000E+00 +/- 0.000E+00 [rad/sec**2]

THE TANGENTIAL AND TOTAL VELOCITIES AT EACH DATA POINT ARE:

The TANGENTIAL velocity at 14:45 = 0. km/sec

The TOTAL velocity at 14:45 = 94. km/sec

The TANGENTIAL velocity at 15:46 = 0. km/sec

The TOTAL velocity at 15:46 = 362. km/sec

The TANGENTIAL velocity at 16:11 = 0. km/sec

The TOTAL velocity at 16:11 = 471. km/sec

The TANGENTIAL velocity at 16:19 = 0. km/sec

The TOTAL velocity at 16:19 = 507. km/sec

The following info is for estimating goodness of the fit

Fit is ok [ier=1]

Standard Deviation in the height = 1.08

Standard Deviation in start time measurement = 0.368E+02

Value of reduced Chi Squared returned from nllst2 = 0.116E-01

Reduced Chi Squared = 0.119E+00

Chi Squared = 0.119E+00

The probability for exceeding chi square = 0.914E+00

For a second order fit 3 correlation coefficients are given:

(Using equation of motion: $r = a + bt + at^2$)

The correlation between the data and the term linear in time = 0.1117E+01

The correlation between the data and the time**2 term = 0.1118E+01

The correlation between the data and the complete equation of motion = 0.9955E+00

SEE BEVINGTON "Data Reduction and Error Analysis" [1969]