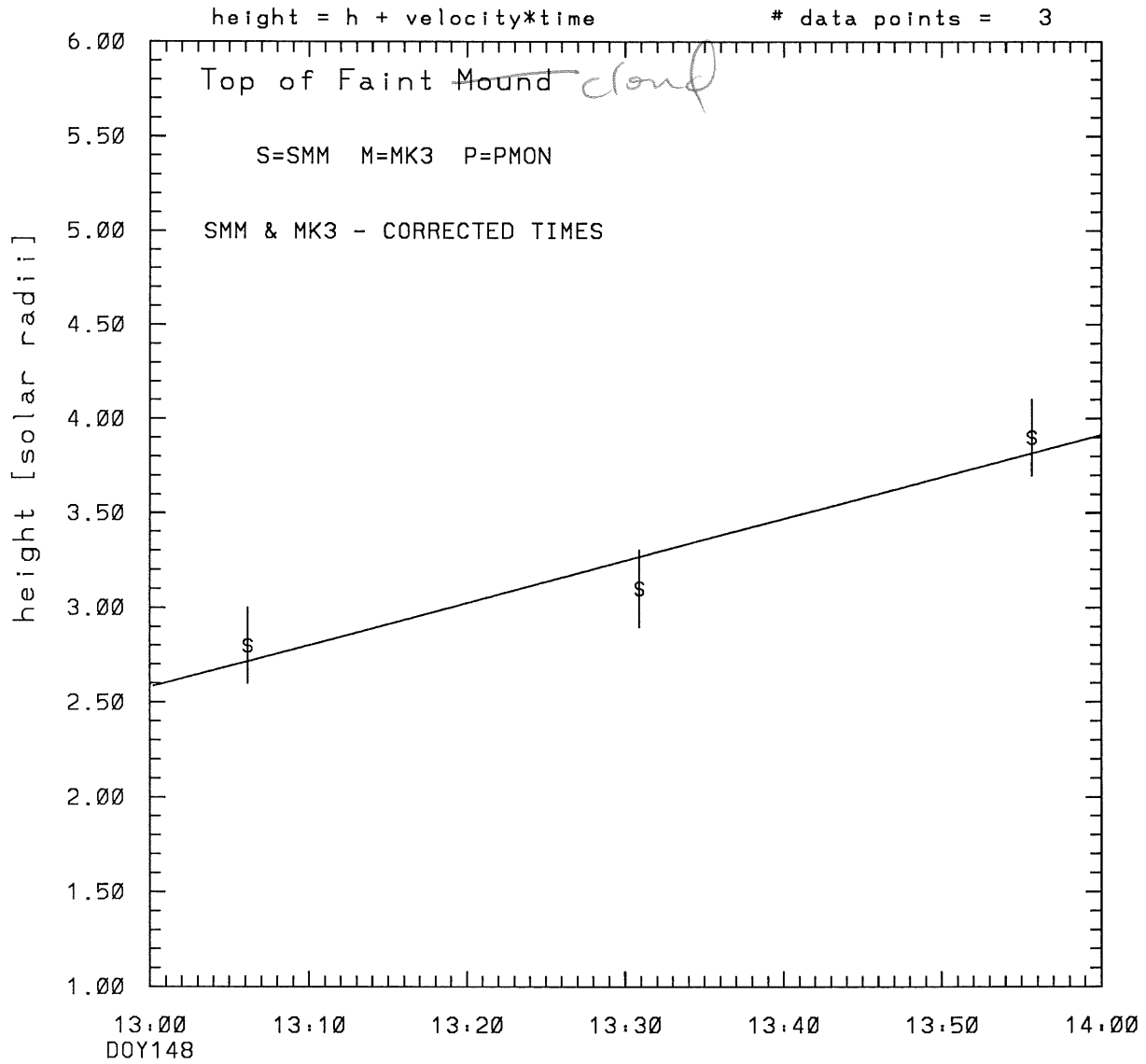
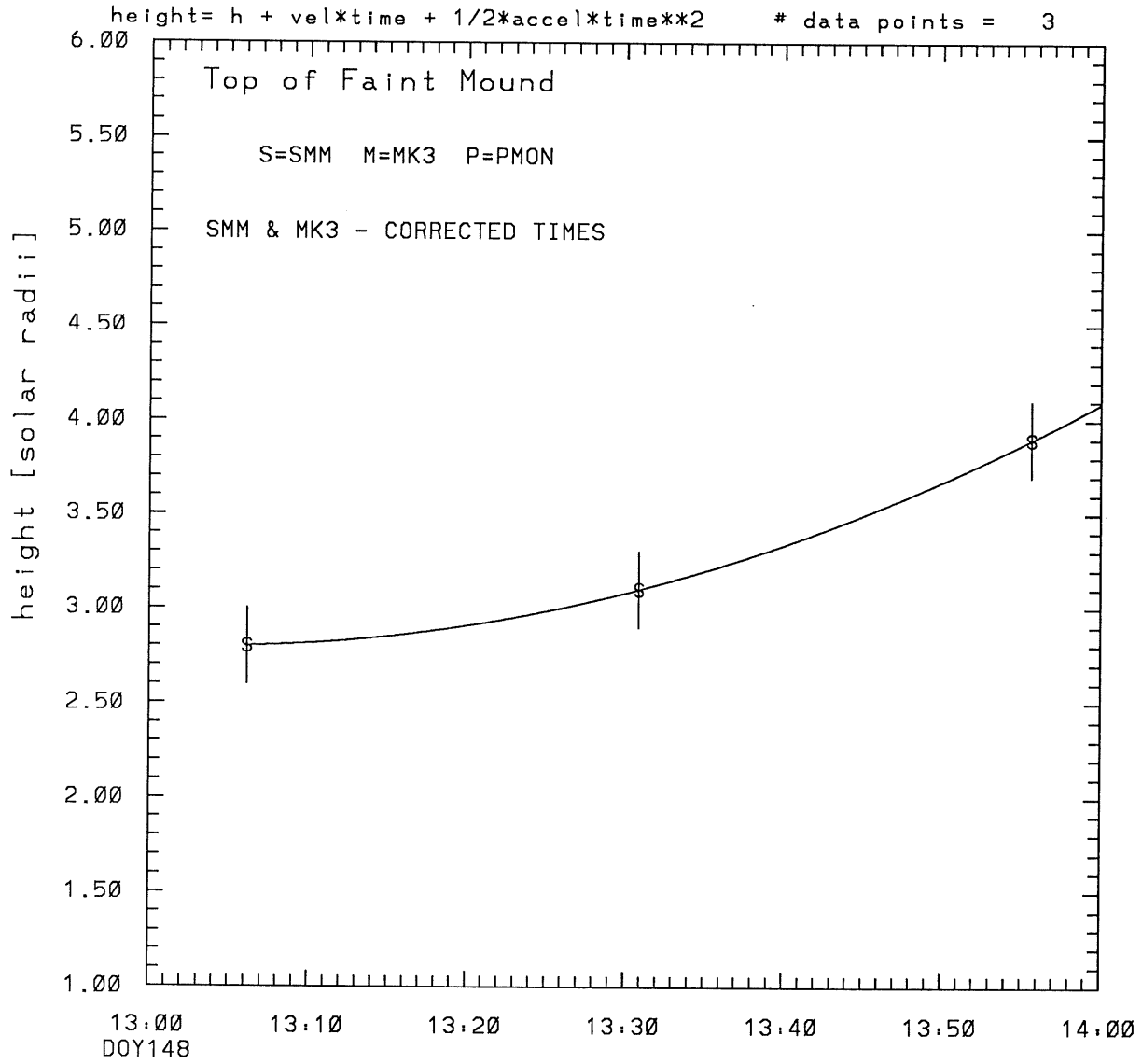


SMM C/P 1988 DOY148 75 +/- 0 degrees



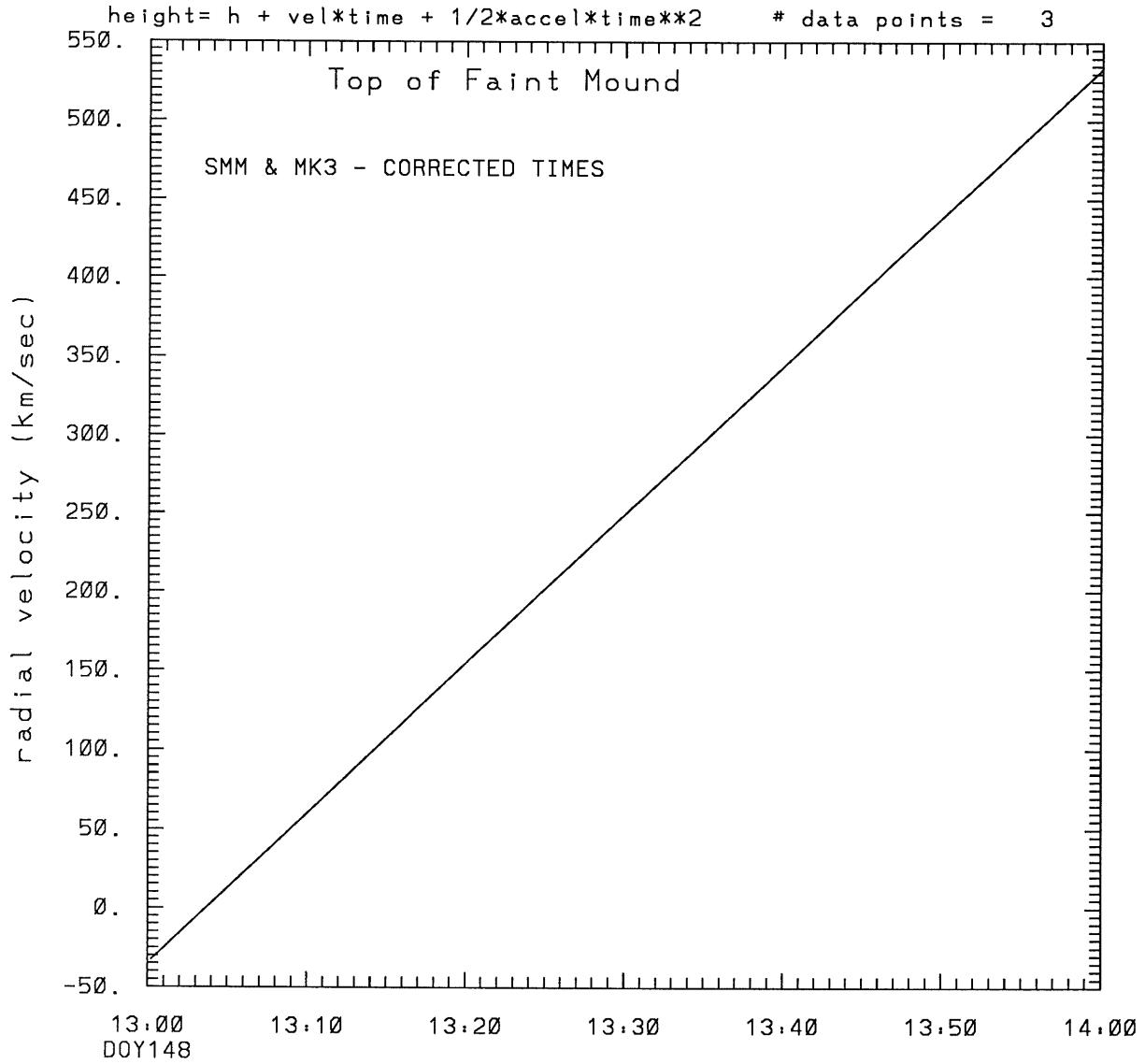
tstart=DOY148 11:49 +/- 8.0 [min.]
radial velocity= 258. +/- 48. [km/sec]

SMM C/P 1988 DOY148 75 +/- 0 degrees



tstart=DOY148 13: 3 from derivative=0
Event begins at 2.80 Solar Radii
radial acceleration = 0.1578 +/- 0.0000 [km/sec**2]

SMM C/P 1988 DOY148 75 +/- 0 degrees



tstart=DOY148 13: 3 from derivative=0
Event begins at 2.80 Solar Radii
radial acceleration=0.158E+00 km/sec**2

This is a 1 order run

INPUT:

year	day	time	radii	error in radius	angle	error in angle	datatype
1988	148	13: 6: 9	2.80	+/- 0.20	75.0	+/- 0.5	SMM
1988	148	13:30:54	3.10	+/- 0.20	75.0	+/- 1.0	SMM
1988	148	13:55:39	3.90	+/- 0.20	75.0	+/- 1.0	SMM

Structure being measured:
Top of Faint Mound

OUTPUT:

START TIME:

Event began at $t = 0 + -0.711E+02 +/- 0.803E+01$ [minutes]
In more convenient units:
Event began at DOY 148 11:49 +/- 0.803E+01 [minutes]

Origin defined at DOY148 13: 0

RADIAL INFORMATION:

RADIAL VELOCITY = 258. +/- 48. km/sec

The computed RADIAL coefficients and errors FROM NLLST2 are:

$c(1) = 0.258E+01 +/- 0.152E+00$ [solar radii]
 $c(2) = 0.222E-01 +/- 0.412E-02$ [radii/min]
 $c(2) = 0.258E+03 +/- 0.478E+02$ [km/sec]
 $c(3) = 0.000E+00 +/- 0.000E+00$ [radii/min**2]
 $c(3) = 0.000E+00 +/- 0.000E+00$ [km/sec**2]

The computed ERRORS in coefficients [BEVINGTON] are:

error in $c(1) = 0.21532E+00$ [radii] see Bevington pg. 114
error in $c(2) = 0.58318E-02$ [radii/min] see Bevington pg. 114

ANGULAR INFORMATION:

ANGULAR VELOCITY = 0.0000E+00 +/- 0.0000E+00 [radians/sec]

The computed ANGULAR coefficients and errors FROM NLLST2 are:

a(1) = 75. +/- 0. [degrees]
a(2) = 0.000E+00 +/- 0.000E+00 [degrees/min]
a(2) = 0.000E+00 +/- 0.000E+00 [rad/sec]
a(3) = 0.000E+00 +/- 0.000E+00 [degrees/min**2]
a(3) = 0.000E+00 +/- 0.000E+00 [rad/sec**2]

THE TANGENTIAL AND TOTAL VELOCITIES AT EACH DATA POINT ARE:

The TANGENTIAL velocity at 13: 6 = 0. km/sec

The TOTAL velocity at 13: 6 = 258. km/sec

The TANGENTIAL velocity at 13:30 = 0. km/sec

The TOTAL velocity at 13:30 = 258. km/sec

The TANGENTIAL velocity at 13:55 = 0. km/sec

The TOTAL velocity at 13:55 = 258. km/sec

The following info is for estimating goodness of the fit

Fit is ok [ier=1]

Standard Deviation in the height = 0.57

Standard Deviation in start time measurement = 0.202E+02

Error in time = 0.91856E+01 using best fit method

See Taylor Error Analysis [Univ of Colorado] pg.78

Value of reduced Chi Squared returned from nllst2 = 0.208E-01

Reduced Chi Squared = 0.833E-01

Chi Squared = 0.833E-01

The probability for exceeding chi square = 0.885E+00

The correlation coefficient = 0.967E+00

The probability that no LINEAR correlation exists between the variables = 0.1634E+00

SEE BEVINGTON "Data Reduction and Error Analysis" [1969]

This is a 2 order run

INPUT:

year	doy	time	radii	error in radius	angle	error in angle	datatype
1988	148	13: 6: 9	2.80	+/- 0.20	75.0	+/- 0.5	SMM
1988	148	13:30:54	3.10	+/- 0.20	75.0	+/- 1.0	SMM
1988	148	13:55:39	3.90	+/- 0.20	75.0	+/- 1.0	SMM

Structure being measured:
Top of Faint Mound

OUTPUT:

START TIME:

tstart=DOY148 13: 3 from derivative = 0
Event begins at 2.80 Solar Radii
Origin defined at DOY148 13: 0

RADIAL INFORMATION:

RADIAL ACCELERATION = 0.158E+00 +/- 0.184E-06 km/sec**2

The computed RADIAL coefficients and errors FROM NLLST2 are:

c(1) = 0.280E+01 +/- 0.362E-06 [solar radii]
c(2) = -0.300E-02 +/- 0.302E-07 [radii/min]
c(2) = -0.348E+02 +/- 0.351E-03 [km/sec]
c(3) = 0.408E-03 +/- 0.477E-09 [radii/min**2]
c(3) = 0.158E+00 +/- 0.184E-06 [km/sec**2]

ANGULAR INFORMATION:

ANGULAR ACCELERATION= 0.0000E+00 +/- 0.0000E+00[radians/sec**2]

The computed ANGULAR coefficients and errors FROM NLLST2 are:

a(1) = 75. +/- 0. [degrees]
a(2) = 0.000E+00 +/- 0.000E+00 [degrees/min]
a(2) = 0.000E+00 +/- 0.000E+00 [rad/sec]
a(3) = 0.000E+00 +/- 0.000E+00 [degrees/min**2]
a(3) = 0.000E+00 +/- 0.000E+00 [rad/sec**2]

THE TANGENTIAL AND TOTAL VELOCITIES AT EACH DATA POINT ARE:

The TANGENTIAL velocity at 13: 6 = 0. km/sec

The TOTAL velocity at 13: 6 = 23. km/sec

The TANGENTIAL velocity at 13:30 = 0. km/sec

The TOTAL velocity at 13:30 = 258. km/sec

The TANGENTIAL velocity at 13:55 = 0. km/sec

The TOTAL velocity at 13:55 = 492. km/sec

The following info is for estimating goodness of the fit

Number data points = number of coefficients. No error analysis is possible.

Correlation coefficient is not computable!