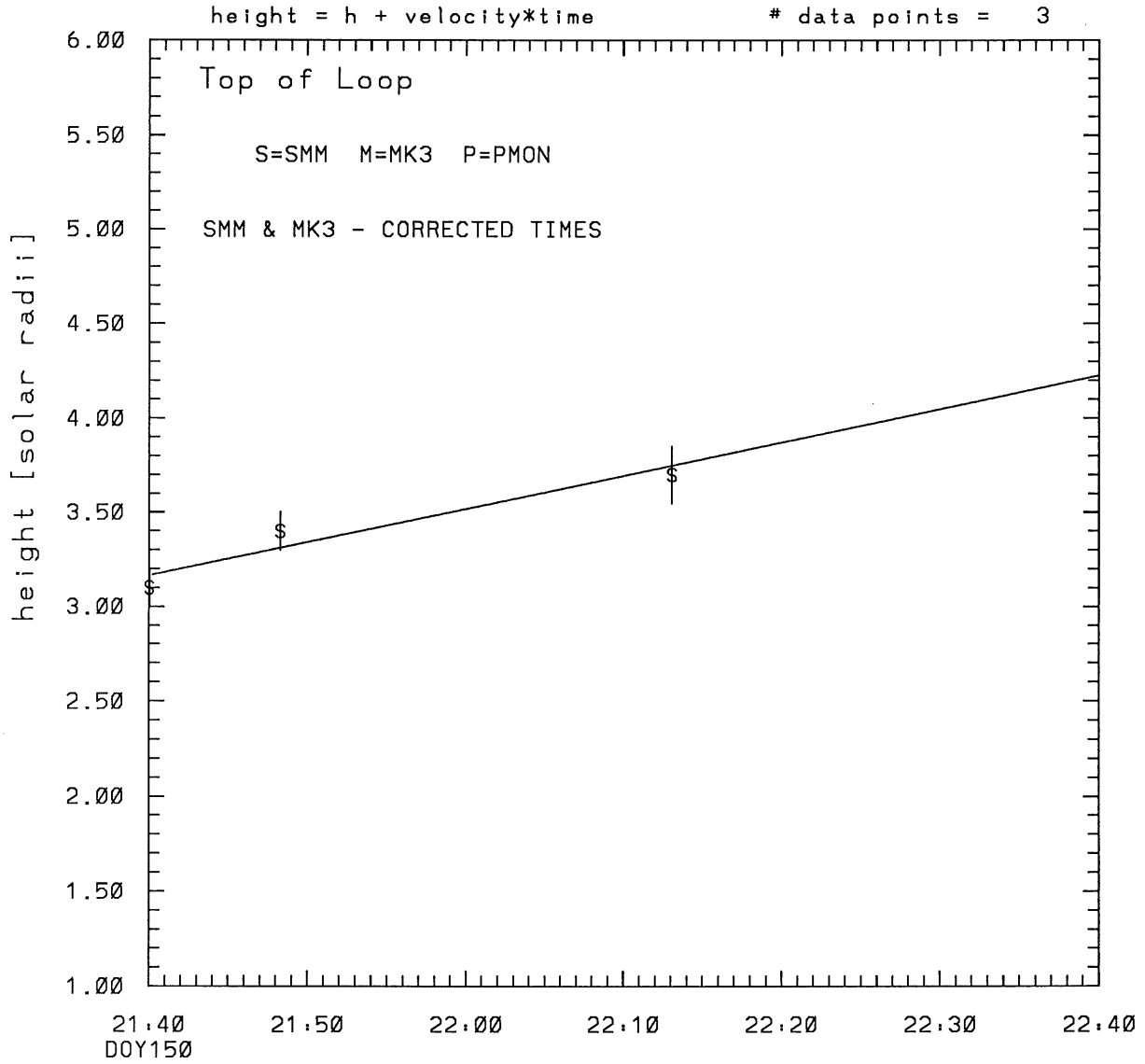
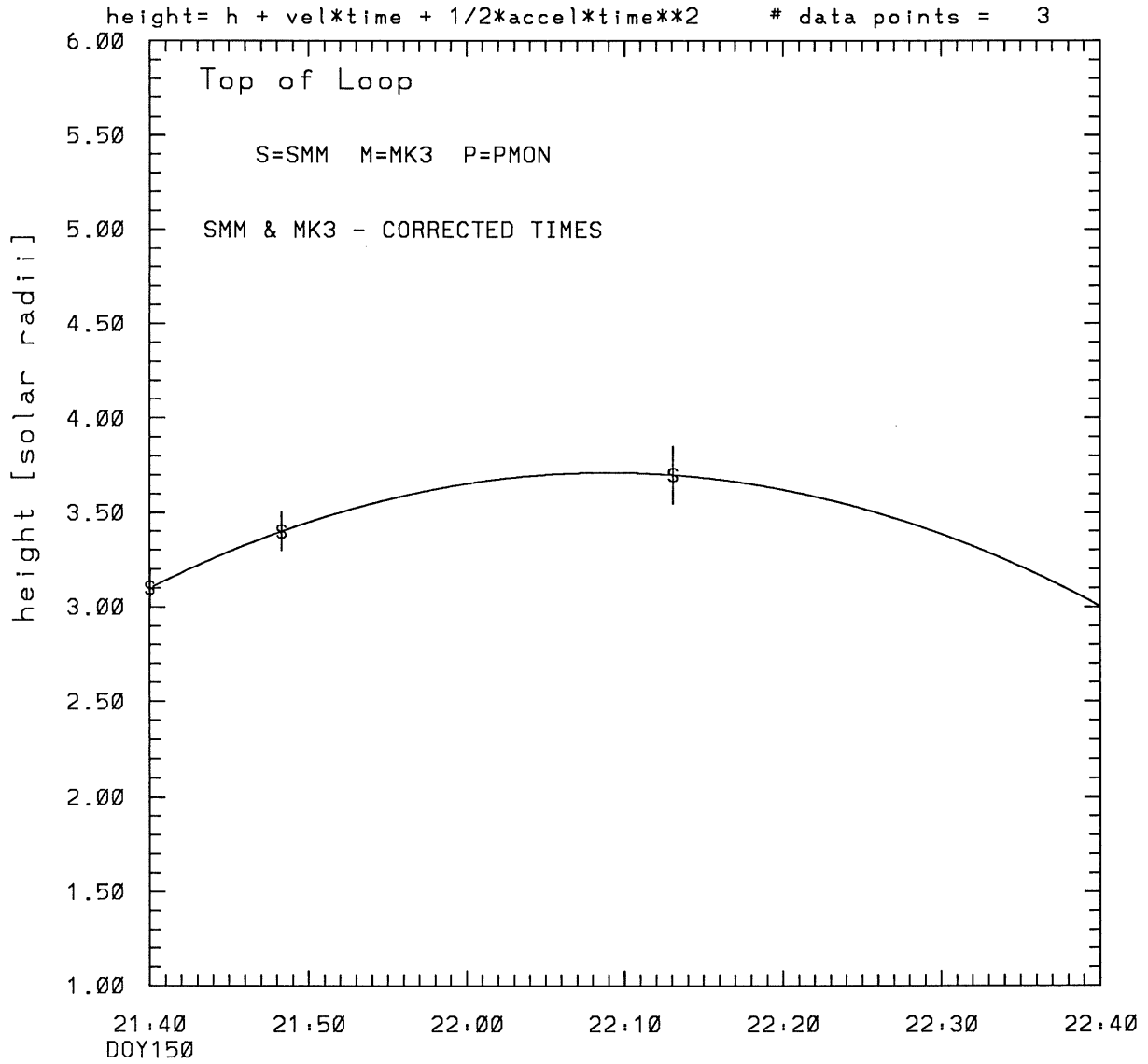


SMM C/P 1988 DOY150 75 +/- 0 degrees



tstart=DOY150 19:39 +/- 16.6 [min.]
radial velocity= 205. +/- 51. [km/sec]

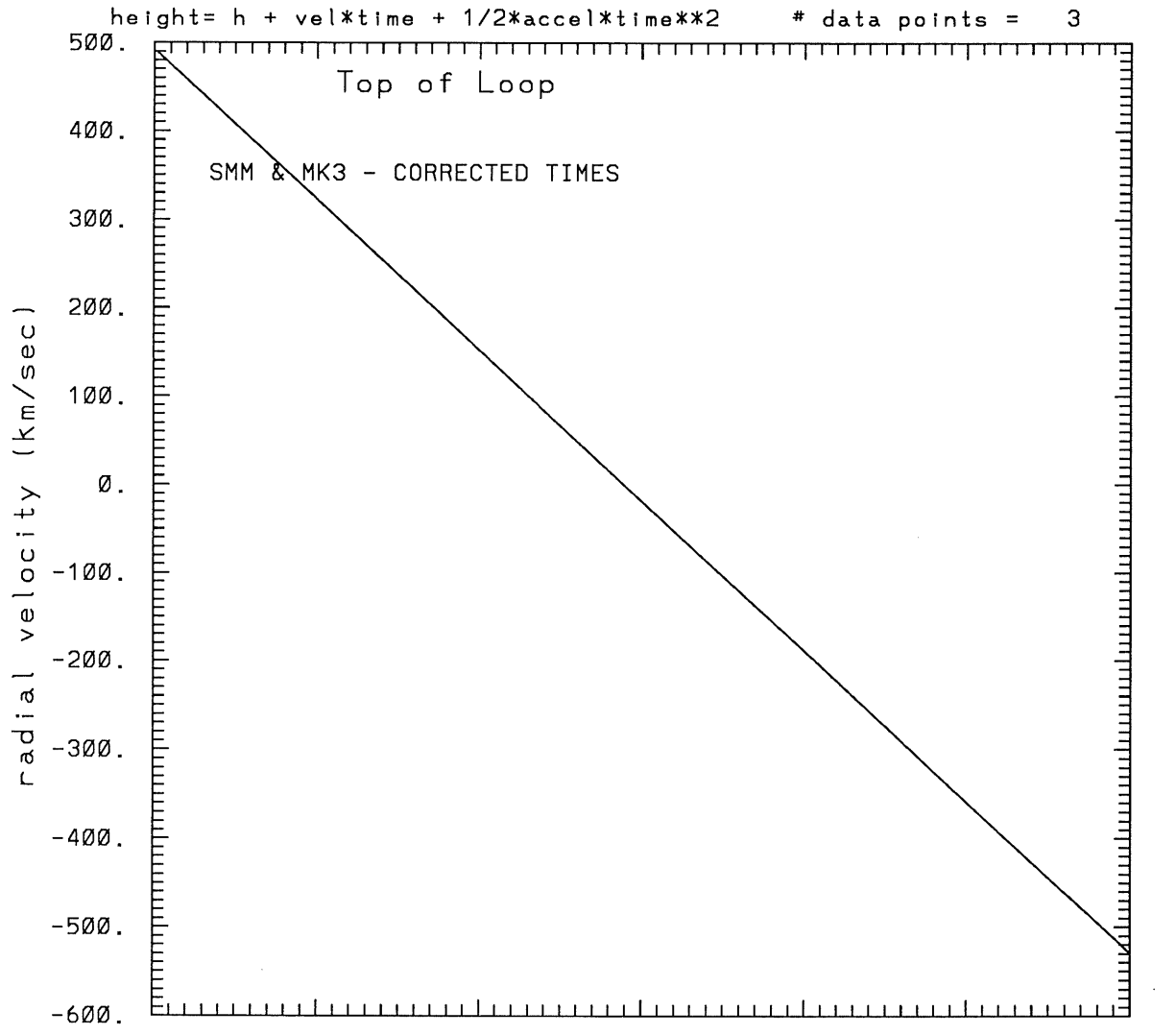
SMM C/P 1988 DOY150 75 +/- 0 degrees



tstart=DOY150 21:10 +/- 0.0 [min.]

radial acceleration = $-0.2839 +/- 0.0000$ [km/sec**2]

SMM C/P 1988 DOY150 75 +/- 0 degrees



DOY150

tstart=DOY150 21:10 +/- 0.0 [min.]

radial acceleration=-.284E+00 km/sec**2

This is a 1 order run

INPUT:

year	day	time	radii	error in radius	angle	error in angle	datatype
1988	150	21:40: 2	3.10	+/- 0.10	75.0	+/- 1.0	SMM
1988	150	21:48:17	3.40	+/- 0.10	75.0	+/- 1.0	SMM
1988	150	22:13: 5	3.70	+/- 0.15	75.0	+/- 1.0	SMM

Structure being measured:
Top of Loop

OUTPUT:

START TIME:

Event began at $t = 0 + -0.123E+03 +/- 0.166E+02$ [minutes]
In more convenient units:
Event began at DOY 150 19:39 +/- 0.166E+02 [minutes]

Origin defined at DOY150 21:40

RADIAL INFORMATION:

RADIAL VELOCITY = 205. +/- 51. km/sec

The computed RADIAL coefficients and errors FROM NLLST2 are:

c(1) = 0.317E+01 +/- 0.667E-01 [solar radii]
c(2) = 0.177E-01 +/- 0.443E-02 [radii/min]
c(2) = 0.205E+03 +/- 0.513E+02 [km/sec]
c(3) = 0.000E+00 +/- 0.000E+00 [radii/min**2]
c(3) = 0.000E+00 +/- 0.000E+00 [km/sec**2]

The computed ERRORS in coefficients [BEVINGTON] are:

error in c(1)= 0.97845E-01 [radii] see Bevington pg. 114
error in c(2)= 0.49692E-02 [radii/min] see Bevington pg. 114

ANGULAR INFORMATION:

ANGULAR VELOCITY = 0.0000E+00 +/- 0.0000E+00[radians/sec]

The computed ANGULAR coefficients and errors FROM NLLST2 are:

a(1) = 75. +/- 0. [degrees]
a(2) = 0.000E+00 +/- 0.000E+00 [degrees/min]
a(2) = 0.000E+00 +/- 0.000E+00 [rad/sec]
a(3) = 0.000E+00 +/- 0.000E+00 [degrees/min**2]
a(3) = 0.000E+00 +/- 0.000E+00 [rad/sec**2]

THE TANGENTIAL AND TOTAL VELOCITIES AT EACH DATA POINT ARE:

The TANGENTIAL velocity at 21:40 = 0. km/sec

The TOTAL velocity at 21:40 = 205. km/sec

The TANGENTIAL velocity at 21:48 = 0. km/sec

The TOTAL velocity at 21:48 = 205. km/sec

The TANGENTIAL velocity at 22:13 = 0. km/sec

The TOTAL velocity at 22:13 = 205. km/sec

The following info is for estimating goodness of the fit

Fit is ok [ier=1]

Standard Deviation in the height = 0.30

Standard Deviation in start time measurement = 0.140E+02

Error in time = 0.68487E+01 using best fit method

See Taylor Error Analysis [Univ of Colorado] pg.78

Value of reduced Chi Squared returned from nllst2 = 0.813E-02

Reduced Chi Squared = 0.273E-01

Chi Squared = 0.273E-01

The probability for exceeding chi square = 0.928E+00

The correlation coefficient = 0.961E+00

The probability that no LINEAR correlation exists between the variables = 0.1792E+00

SEE BEVINGTON "Data Reduction and Error Analysis" [1969]

This is a 2 order run

INPUT:

year	doy	time	radii	error in radius	error in angle	angle	datatype
1988	150	21:40: 2	3.10	+/- 0.10	75.0	+/- 1.0	SMM
1988	150	21:48:17	3.40	+/- 0.10	75.0	+/- 1.0	SMM
1988	150	22:13: 5	3.70	+/- 0.15	75.0	+/- 1.0	SMM

Structure being measured:

Top of Loop

OUTPUT:

START TIME:

Event began at $t = 0 + -0.319E+02 +/- 0.000E+00$ [minutes]

In more convenient units:

Event began at DOY 150 21:10 +/- 0.000E+00 [minutes]

Origin defined at DOY150 21:40

RADIAL INFORMATION:

RADIAL ACCELERATION = $-0.284E+00 +/- 0.498E-04$ km/sec**2

The computed RADIAL coefficients and errors FROM NLLST2 are:

c(1) = $0.310E+01 +/- 0.203E-04$ [solar radii]
c(2) = $0.425E-01 +/- 0.449E-05$ [radii/min]
c(2) = $0.493E+03 +/- 0.521E-01$ [km/sec]
c(3) = $-0.734E-03 +/- 0.129E-06$ [radii/min**2]
c(3) = $-0.284E+00 +/- 0.498E-04$ [km/sec**2]

ANGULAR INFORMATION:

ANGULAR ACCELERATION= $0.0000E+00 +/- 0.0000E+00$ [radians/sec**2]

The computed ANGULAR coefficients and errors FROM NLLST2 are:

a(1) = $75. +/- 0.$ [degrees]
a(2) = $0.000E+00 +/- 0.000E+00$ [degrees/min]
a(2) = $0.000E+00 +/- 0.000E+00$ [rad/sec]
a(3) = $0.000E+00 +/- 0.000E+00$ [degrees/min**2]

$$a(3) = 0.000E+00 \pm 0.000E+00 \text{ [rad/sec**2]}$$

THE TANGENTIAL AND TOTAL VELOCITIES AT EACH DATA POINT ARE:

The TANGENTIAL velocity at 21:40 = 0. km/sec

The TOTAL velocity at 21:40 = 492. km/sec

The TANGENTIAL velocity at 21:48 = 0. km/sec

The TOTAL velocity at 21:48 = 352. km/sec

The TANGENTIAL velocity at 22:13 = 0. km/sec

The TOTAL velocity at 22:13 = -71. km/sec

The following info is for estimating goodness of the fit

Number data points = number of coefficients. No error analysis is possible.

Correlation coefficient is not computable!