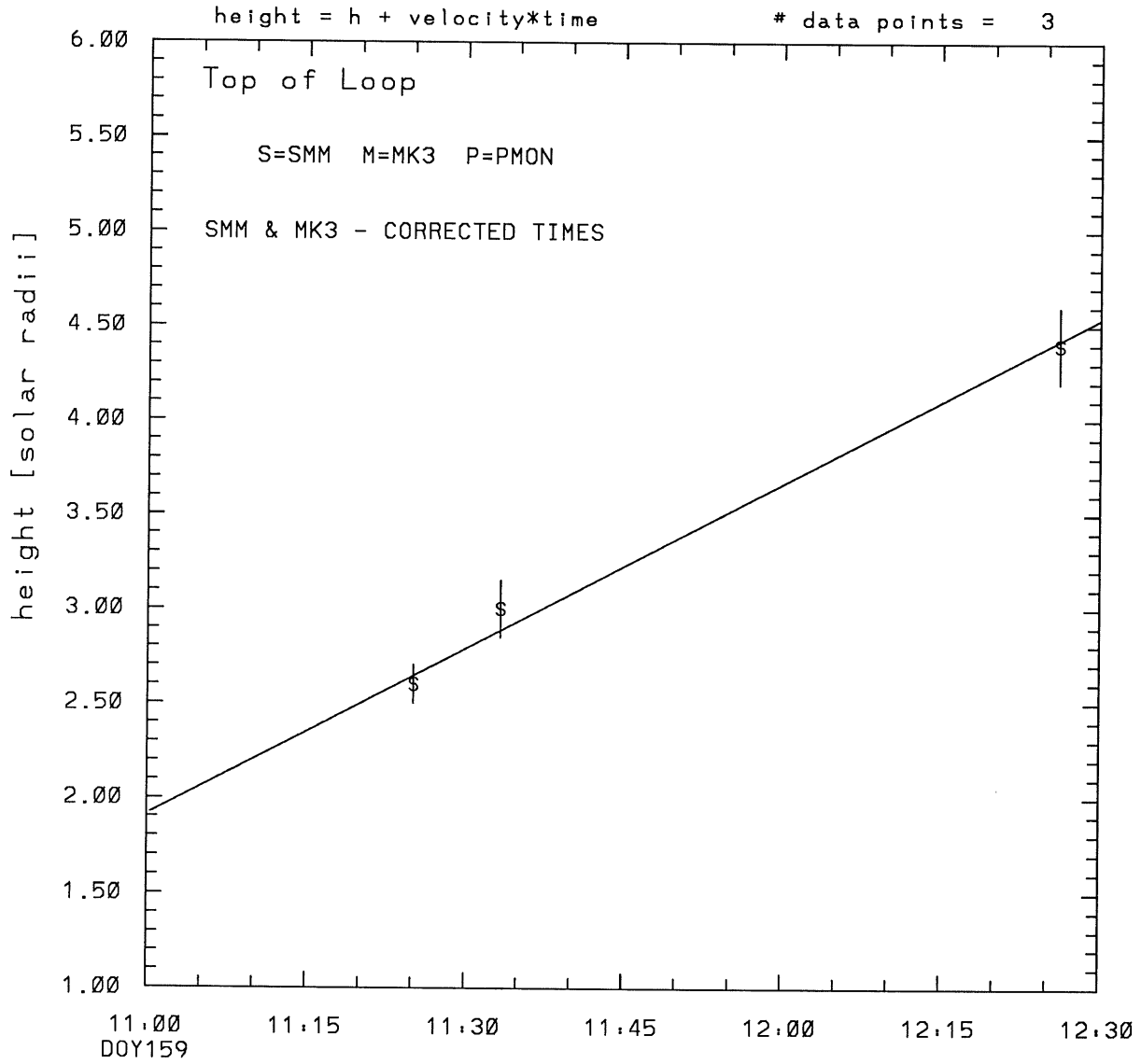
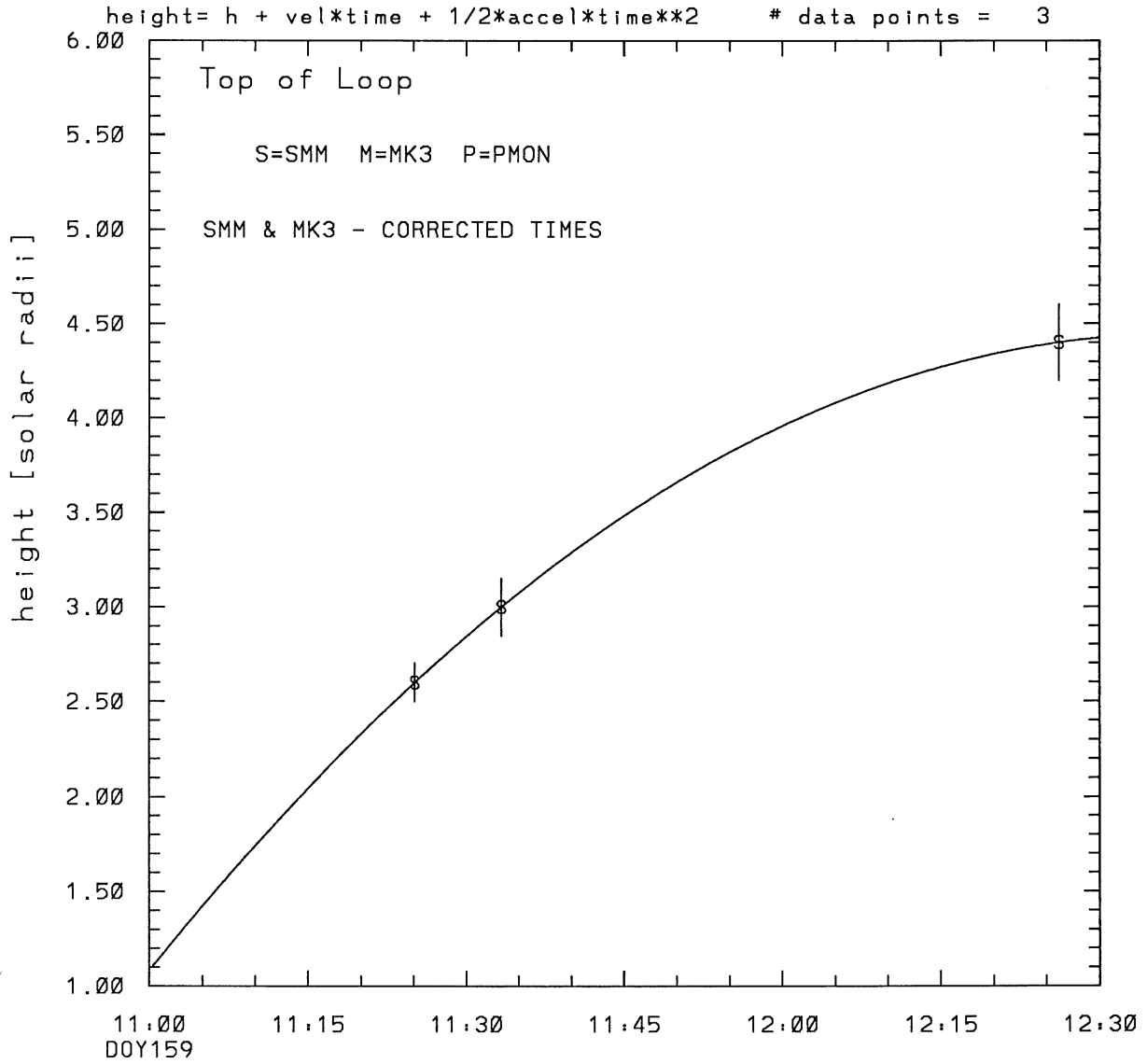


SMM C/P 1988 DOY159 250 +/- 0 degrees



tstart=DOY159 10.29 +/- 1.3 [min.]
radial velocity= 339. +/- 27. [km/sec]

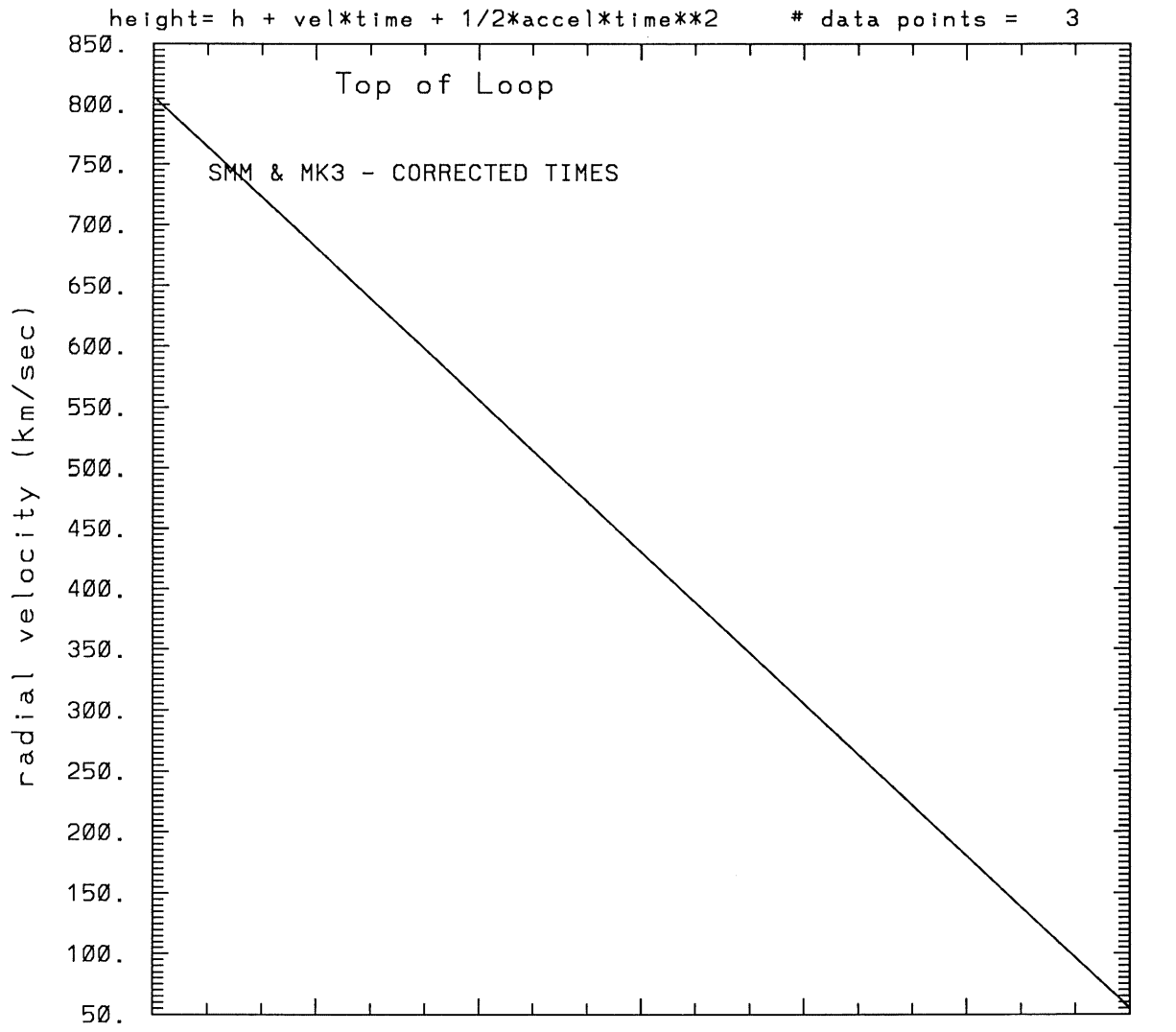
SMM C/P 1988 DOY159 250 +/- 0 degrees



tstart=DOY159 10:59 +/- 0.0 [min.]

radial acceleration=-0.1392 +/- 0.0000 [km/sec**2]

SMM C/P 1988 DOY159 250 +/- 0 degrees



DOY159

tstart=DOY159 10:59 +/- 0.0 [min.]

radial acceleration=-.139E+00 km/sec**2

This is a 1 order run

INPUT:

year	day	time	radii	error in radius	angle	error in angle	datatype
1988	159	11:25: 6	2.60	+/- 0.10	250.0	+/- 1.0	SMM
1988	159	11:33:21	3.00	+/- 0.15	250.0	+/- 1.0	SMM
1988	159	12:26:10	4.40	+/- 0.20	250.0	+/- 1.0	SMM

Structure being measured:
Top of Loop

OUTPUT:

START TIME:

Event began at $t = 0 + -0.312E+02 +/- 0.132E+01$ [minutes]
In more convenient units:
Event began at DOY 159 10:29 +/- 0.132E+01 [minutes]

Origin defined at DOY159 11: 0

RADIAL INFORMATION:

RADIAL VELOCITY = 339. +/- 27. km/sec

The computed RADIAL coefficients and errors FROM NLLST2 are:

- c(1) = 0.191E+01 +/- 0.968E-01 [solar radii]
- c(2) = 0.292E-01 +/- 0.231E-02 [radii/min]
- c(2) = 0.339E+03 +/- 0.268E+02 [km/sec]
- c(3) = 0.000E+00 +/- 0.000E+00 [radii/min**2]
- c(3) = 0.000E+00 +/- 0.000E+00 [km/sec**2]

The computed ERRORS in coefficients [BEVINGTON] are:

- error in c(1)= 0.14882E+00 [radii] see Bevington pg. 114
- error in c(2)= 0.26922E-02 [radii/min] see Bevington pg. 114

ANGULAR INFORMATION:

ANGULAR VELOCITY = 0.0000E+00 +/- 0.0000E+00[radians/sec]

The computed ANGULAR coefficients and errors FROM NLLST2 are:

a(1) = 250. +/- 0. [degrees]
a(2) = 0.000E+00 +/- 0.000E+00 [degrees/min]
a(2) = 0.000E+00 +/- 0.000E+00 [rad/sec]
a(3) = 0.000E+00 +/- 0.000E+00 [degrees/min**2]
a(3) = 0.000E+00 +/- 0.000E+00 [rad/sec**2]

THE TANGENTIAL AND TOTAL VELOCITIES AT EACH DATA POINT ARE:

The TANGENTIAL velocity at 11:25 = 0. km/sec

The TOTAL velocity at 11:25 = 339. km/sec

The TANGENTIAL velocity at 11:33 = 0. km/sec

The TOTAL velocity at 11:33 = 339. km/sec

The TANGENTIAL velocity at 12:26 = 0. km/sec

The TOTAL velocity at 12:26 = 339. km/sec

The following info is for estimating goodness of the fit

Fit is ok [ier=1]

Standard Deviation in the height = 0.95

Standard Deviation in start time measurement = 0.271E+02

Error in time = 0.43194E+01 using best fit method

See Taylor Error Analysis [Univ of Colorado] pg.78

Value of reduced Chi Squared returned from nllst2 = 0.709E-02

Reduced Chi Squared = 0.306E-01

Chi Squared = 0.306E-01

The probability for exceeding chi square = 0.933E+00

The correlation coefficient = 0.996E+00

The probability that no LINEAR correlation exists between the variables = 0.5627E-01

SEE BEVINGTON "Data Reduction and Error Analysis" [1969]

This is a 2 order run

INPUT:

year	day	time	radii	error in radius	error in angle	datatype
1988	159	11:25: 6	2.60	+/- 0.10	250.0 +/- 1.0	SMM
1988	159	11:33:21	3.00	+/- 0.15	250.0 +/- 1.0	SMM
1988	159	12:26:10	4.40	+/- 0.20	250.0 +/- 1.0	SMM

Structure being measured:
Top of Loop

OUTPUT:

START TIME:

Event began at $t = 0 + -0.117E+01 +/- 0.000E+00$ [minutes]
In more convenient units:
Event began at DOY 159 10:59 +/- 0.000E+00 [minutes]

Origin defined at DOY159 11: 0

RADIAL INFORMATION:

RADIAL ACCELERATION = $-0.139E+00 +/- 0.279E-06$ km/sec**2

The computed RADIAL coefficients and errors FROM NLLST2 are:

c(1) = $0.108E+01 +/- 0.168E-05$ [solar radii]
c(2) = $0.695E-01 +/- 0.810E-07$ [radii/min]
c(2) = $0.806E+03 +/- 0.939E-03$ [km/sec]
c(3) = $-0.360E-03 +/- 0.721E-09$ [radii/min**2]
c(3) = $-0.139E+00 +/- 0.279E-06$ [km/sec**2]

ANGULAR INFORMATION:

ANGULAR ACCELERATION= $0.0000E+00 +/- 0.0000E+00$ [radians/sec**2]

The computed ANGULAR coefficients and errors FROM NLLST2 are:

a(1) = $250. +/- 0.$ [degrees]
a(2) = $0.000E+00 +/- 0.000E+00$ [degrees/min]
a(2) = $0.000E+00 +/- 0.000E+00$ [rad/sec]
a(3) = $0.000E+00 +/- 0.000E+00$ [degrees/min**2]

$$a(3) = 0.000E+00 \pm 0.000E+00 \text{ [rad/sec**2]}$$

THE TANGENTIAL AND TOTAL VELOCITIES AT EACH DATA POINT ARE:

The TANGENTIAL velocity at 11:25 = 0. km/sec

The TOTAL velocity at 11:25 = 597. km/sec

The TANGENTIAL velocity at 11:33 = 0. km/sec

The TOTAL velocity at 11:33 = 528. km/sec

The TANGENTIAL velocity at 12:26 = 0. km/sec

The TOTAL velocity at 12:26 = 87. km/sec

The following info is for estimating goodness of the fit

Number data points = number of coefficients. No error analysis is possible.

Correlation coefficient is not computable!