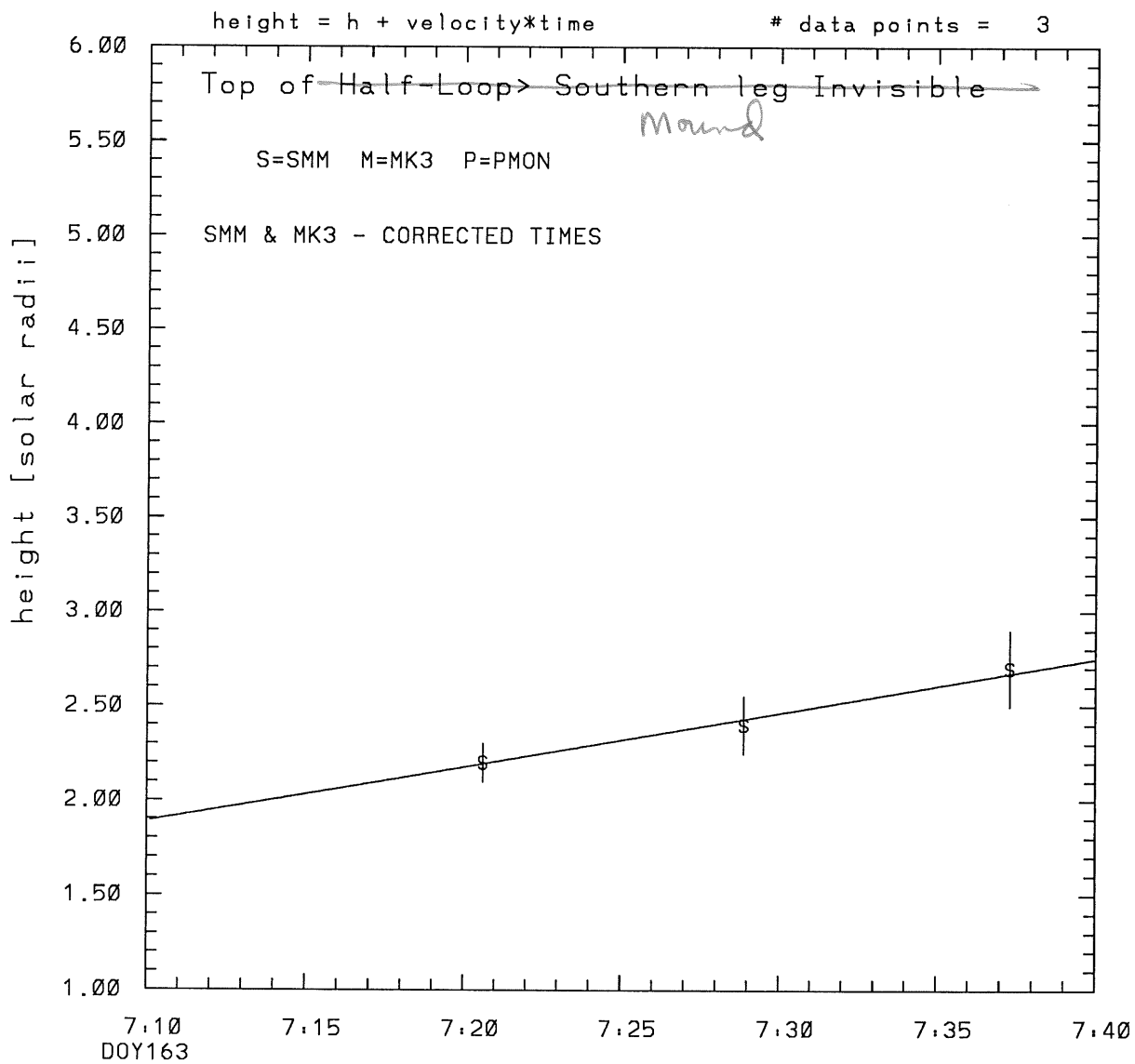
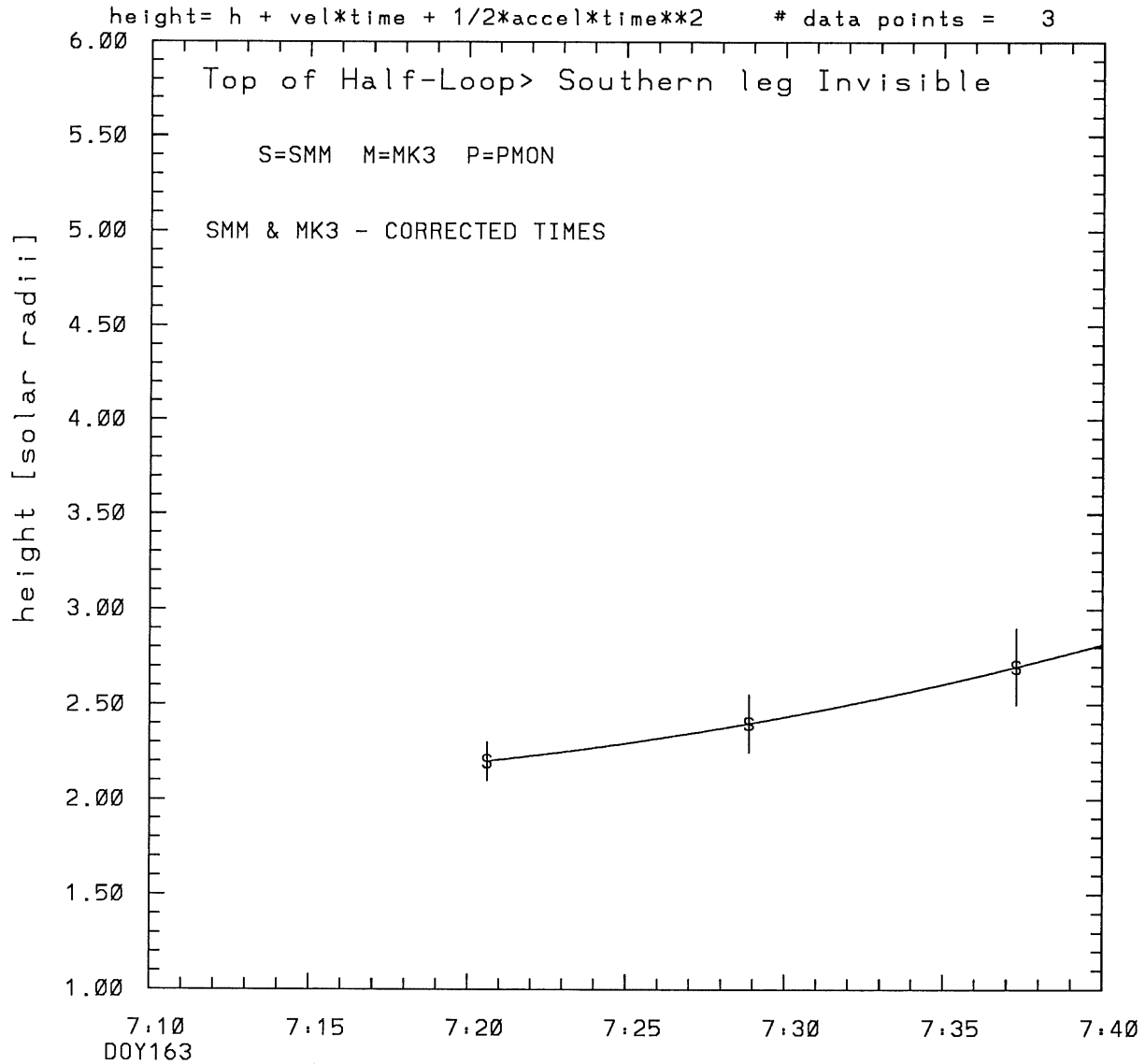


SMM C/P 1988 DOY163 300 +/- 0 degrees



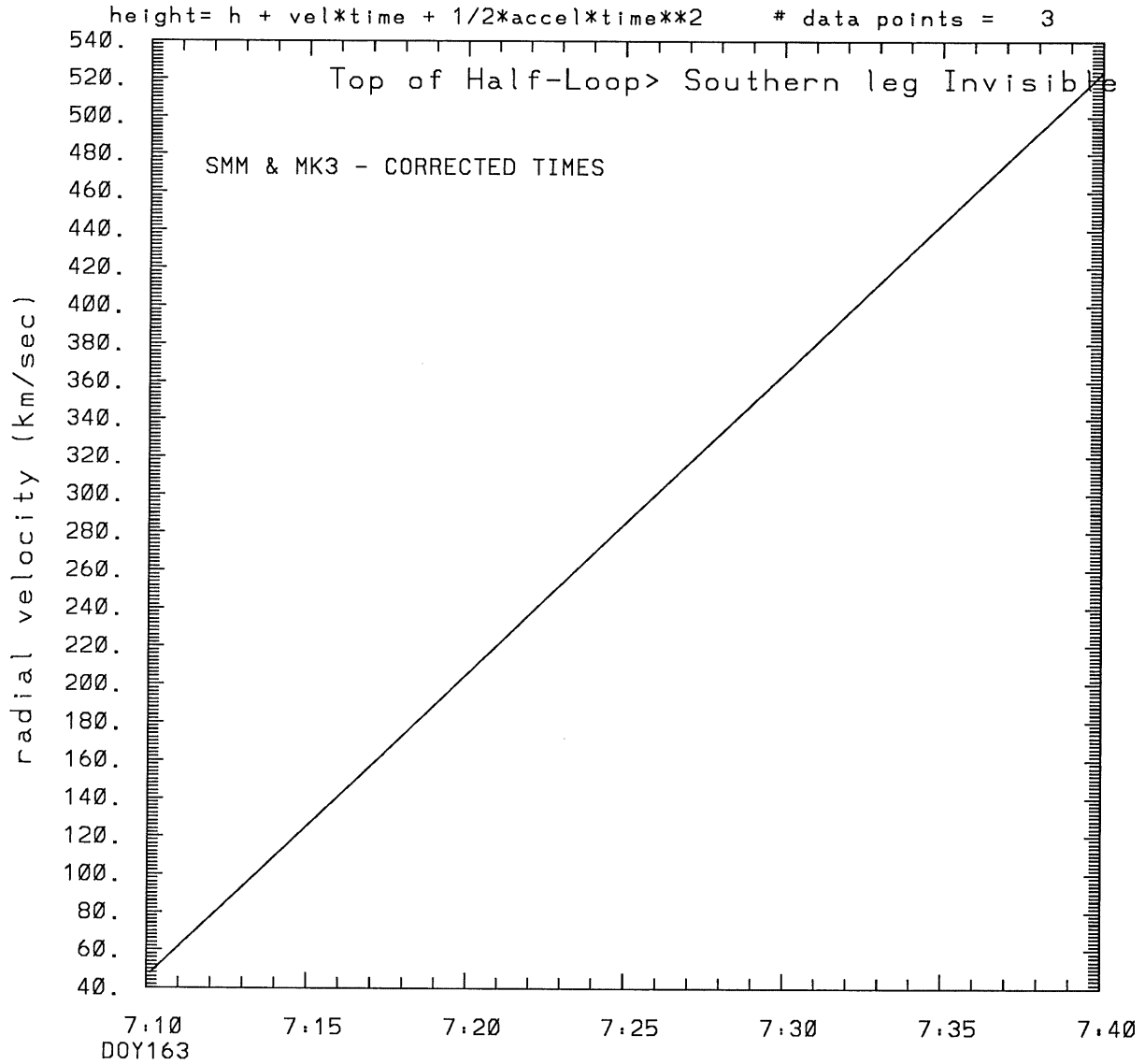
tstart=DOY163 6:41 +/- 1.7 [min.]
radial velocity= 334. +/- 26. [km/sec]

SMM C/P 1988 DOY163 300 +/- 0 degrees



tstart=DOY163 7: 8 from derivative=0
Event begins at 2.08 Solar Radii
radial acceleration = 0.2654 +/- 0.0000 [km/sec**2]

SMM C/P 1988 DOY163 300 +/- 0 degrees



tstart=DOY163 7: 8 from derivative=0
Event begins at 2.08 Solar Radii
radial acceleration=0.265E+00 km/sec**2

This is a 1 order run

INPUT:

year	day	time	radii	error in radius	angle	error in angle	datatype
1988	163	7:20:37	2.20	+/- 0.10	300.0	+/- 0.5	SMM
1988	163	7:28:53	2.40	+/- 0.15	300.0	+/- 0.5	SMM
1988	163	7:37:18	2.70	+/- 0.20	300.0	+/- 0.5	SMM

Structure being measured:
Top of Half-Loop > Southern leg Invisible Mound

OUTPUT:

START TIME:

Event began at $t = 0 + -0.309E+02 +/- 0.171E+01$ [minutes]
In more convenient units:
Event began at DOY 163 6:41 +/- 0.171E+01 [minutes]

Origin defined at DOY163 7:10

RADIAL INFORMATION:

RADIAL VELOCITY = 334. +/- 26. km/sec

The computed RADIAL coefficients and errors FROM NLLST2 are:

$c(1) = 0.189E+01 +/- 0.372E-01$ [solar radii]
 $c(2) = 0.288E-01 +/- 0.227E-02$ [radii/min]
 $c(2) = 0.334E+03 +/- 0.263E+02$ [km/sec]
 $c(3) = 0.000E+00 +/- 0.000E+00$ [radii/min**2]
 $c(3) = 0.000E+00 +/- 0.000E+00$ [km/sec**2]

The computed ERRORS in coefficients [BEVINGTON] are:

error in $c(1) = 0.71028E-01$ [radii] see Bevington pg. 114

error in $c(2) = 0.35300E-02$ [radii/min] see Bevington pg. 114

ANGULAR INFORMATION:

ANGULAR VELOCITY = 0.0000E+00 +/- 0.0000E+00 [radians/sec]

The computed ANGULAR coefficients and errors FROM NLLST2 are:

a(1) = 300. +/- 0. [degrees]
a(2) = 0.000E+00 +/- 0.000E+00 [degrees/min]
a(2) = 0.000E+00 +/- 0.000E+00 [rad/sec]
a(3) = 0.000E+00 +/- 0.000E+00 [degrees/min**2]
a(3) = 0.000E+00 +/- 0.000E+00 [rad/sec**2]

THE TANGENTIAL AND TOTAL VELOCITIES AT EACH DATA POINT ARE:

The TANGENTIAL velocity at 7:20 = 0. km/sec

The TOTAL velocity at 7:20 = 334. km/sec

The TANGENTIAL velocity at 7:28 = 0. km/sec

The TOTAL velocity at 7:28 = 334. km/sec

The TANGENTIAL velocity at 7:37 = 0. km/sec

The TOTAL velocity at 7:37 = 334. km/sec

The following info is for estimating goodness of the fit

Fit is ok [ier=1]

Standard Deviation in the height = 0.25

Standard Deviation in start time measurement = 0.681E+01

Error in time = 0.14481E+01 using best fit method

See Taylor Error Analysis [Univ of Colorado] pg.78

Value of reduced Chi Squared returned from nllst2 = 0.579E-03

Reduced Chi Squared = 0.416E-02

Chi Squared = 0.416E-02

The probability for exceeding chi square = 0.981E+00

The correlation coefficient = 0.994E+00

The probability that no LINEAR correlation exists between the variables = 0.6994E-01

SEE BEVINGTON "Data Reduction and Error Analysis" [1969]

This is a 2 order run

INPUT:

year	doy	time	radii	error in radius	error in angle	angle	datatype
1988	163	7:20:37	2.20	+/- 0.10	300.0	+/- 0.5	SMM
1988	163	7:28:53	2.40	+/- 0.15	300.0	+/- 0.5	SMM
1988	163	7:37:18	2.70	+/- 0.20	300.0	+/- 0.5	SMM

Structure being measured:
Top of Half-Loop> Southern leg Invisible

OUTPUT:

START TIME:

tstart=DOY163 7: 8 from derivative = 0
Event begins at 2.08 Solar Radii
Origin defined at DOY163 7:10

RADIAL INFORMATION:

RADIAL ACCELERATION = 0.265E+00 +/- 0.930E-06 km/sec**2

The computed RADIAL coefficients and errors FROM NLLST2 are:

c(1) = 0.208E+01 +/- 0.701E-06 [solar radii]
c(2) = 0.395E-02 +/- 0.876E-07 [radii/min]
c(2) = 0.458E+02 +/- 0.102E-02 [km/sec]
c(3) = 0.686E-03 +/- 0.240E-08 [radii/min**2]
c(3) = 0.265E+00 +/- 0.930E-06 [km/sec**2]

ANGULAR INFORMATION:

ANGULAR ACCELERATION= 0.0000E+00 +/- 0.0000E+00[radians/sec**2]

The computed ANGULAR coefficients and errors FROM NLLST2 are:

a(1) = 300. +/- 0. [degrees]
a(2) = 0.000E+00 +/- 0.000E+00 [degrees/min]
a(2) = 0.000E+00 +/- 0.000E+00 [rad/sec]
a(3) = 0.000E+00 +/- 0.000E+00 [degrees/min**2]
a(3) = 0.000E+00 +/- 0.000E+00 [rad/sec**2]

THE TANGENTIAL AND TOTAL VELOCITIES AT EACH DATA POINT ARE:

The TANGENTIAL velocity at 7:20 = 0. km/sec

The TOTAL velocity at 7:20 = 215. km/sec

The TANGENTIAL velocity at 7:28 = 0. km/sec

The TOTAL velocity at 7:28 = 346. km/sec

The TANGENTIAL velocity at 7:37 = 0. km/sec

The TOTAL velocity at 7:37 = 480. km/sec

The following info is for estimating goodness of the fit

Number data points = number of coefficients. No error analysis is possible.

Correlation coefficient is not computable!