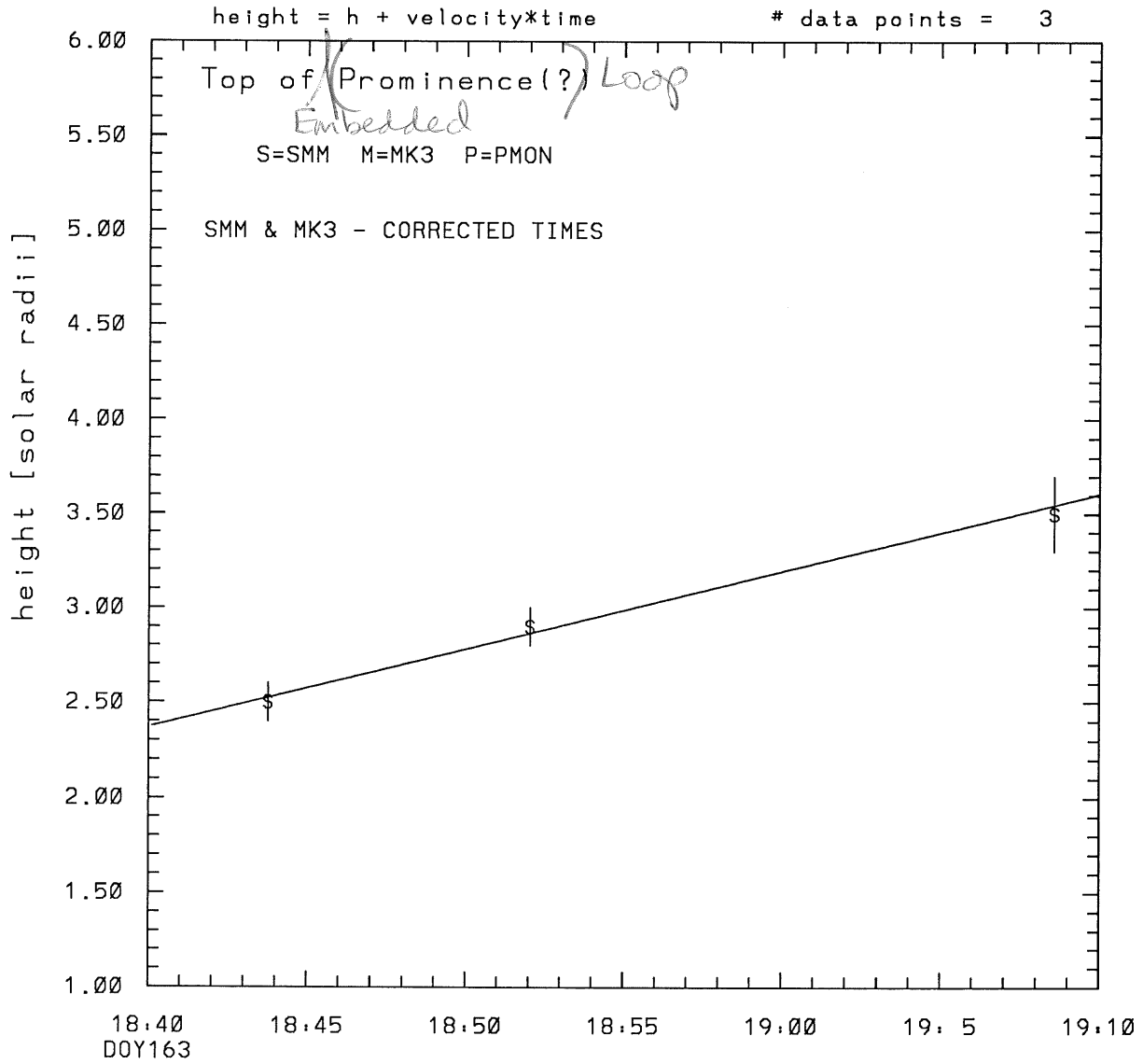
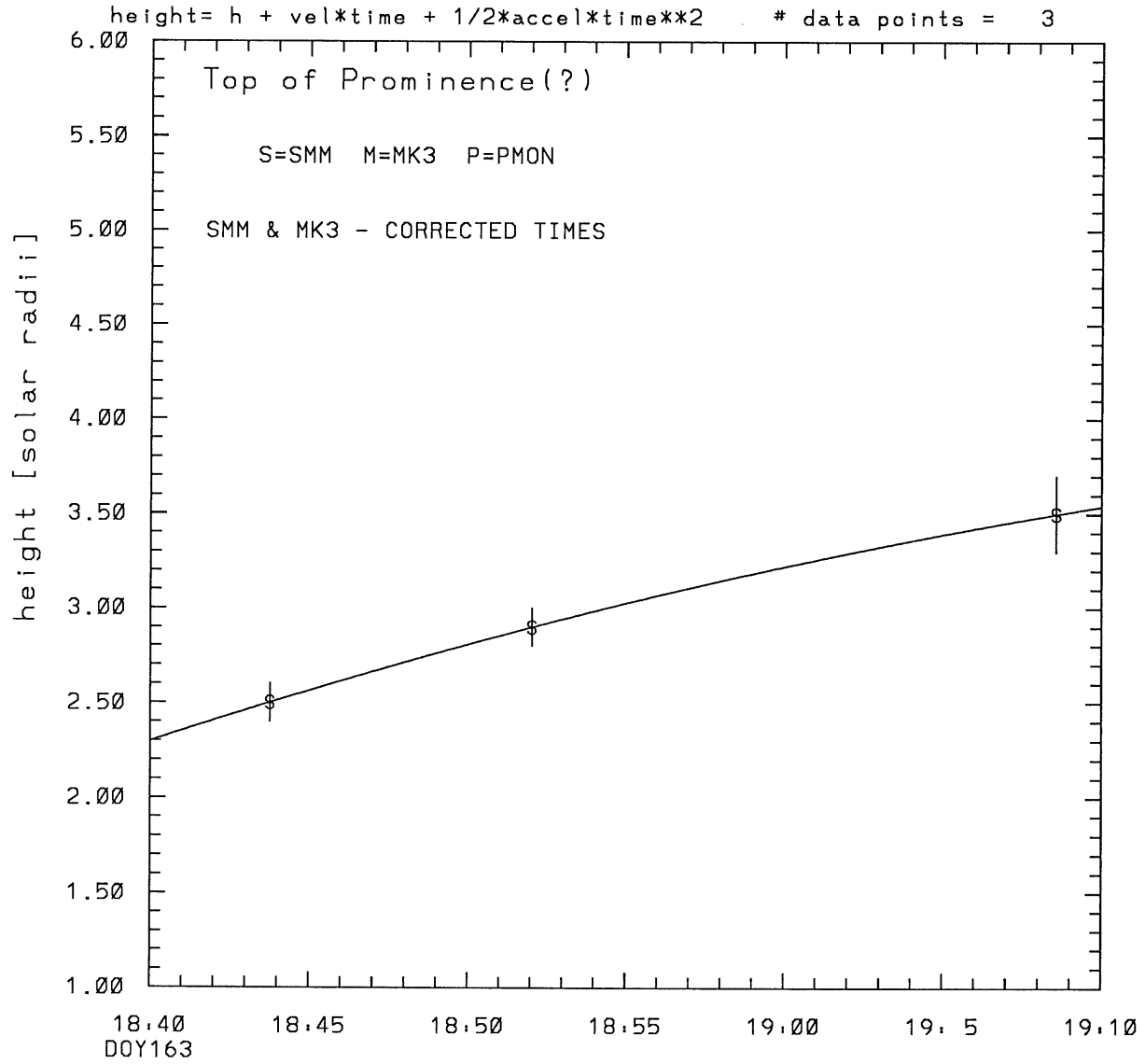


SMM C/P 1988 DOY163 315 +/- 0 degrees



tstart=DOY163 18: 7 +/- 1.7 [min.]
radial velocity= 479. +/- 35. [km/sec]

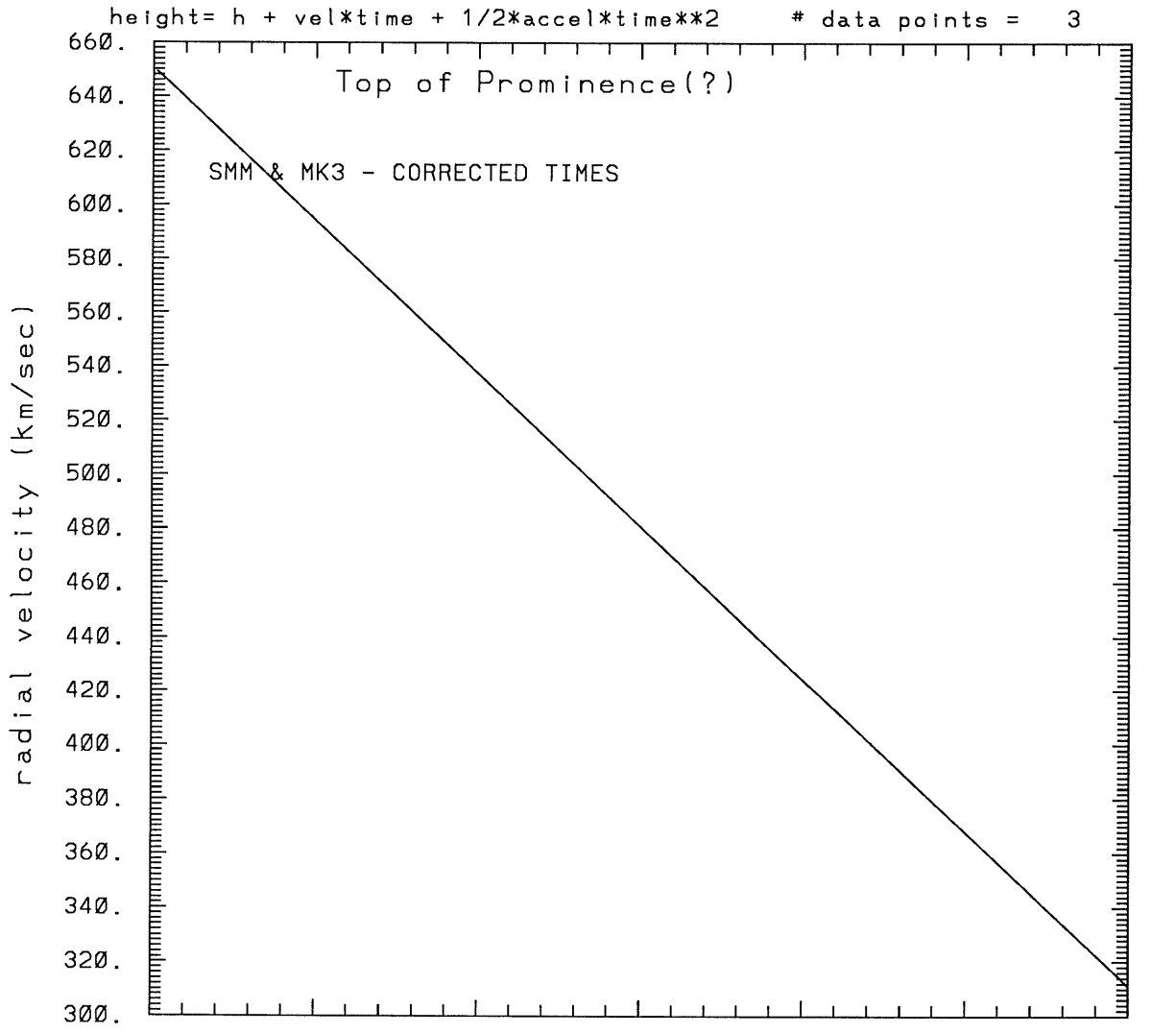
SMM C/P 1988 DOY163 315 +/- 0 degrees



tstart=DOY163 18:22 +/- 0.0 [min.]

radial acceleration=-0.1886 +/- 0.0001 [km/sec**2]

SMM C/P 1988 DOY163 315 +/- 0 degrees



18.40
DOY163

tstart=DOY163 18:22 +/- 0.0 [min.]

radial acceleration = $-.189E+00$ km/sec**2

This is a 1 order run

INPUT:

year	day	time	radii	error in radius	angle	error in angle	datatype
1988	163	18:43:46	2.50	+/- 0.10	315.0	+/- 0.5	SMM
1988	163	18:52: 2	2.90	+/- 0.10	315.0	+/- 0.5	SMM
1988	163	19: 8:34	3.50	+/- 0.20	315.0	+/- 1.0	SMM

Structure being measured:
Top of Prominence(?) *Embedded Prominence (?) Loop*

OUTPUT:

START TIME:

Event began at $t = 0 + -0.331E+02 +/- 0.172E+01$ [minutes]

In more convenient units:

Event began at DOY 163 18: 7 +/- 0.172E+01 [minutes]

Origin defined at DOY163 18:40

RADIAL INFORMATION:

RADIAL VELOCITY = 479. +/- 35. km/sec

The computed RADIAL coefficients and errors FROM NLLST2 are:

c(1) = 0.237E+01 +/- 0.383E-01 [solar radii]
c(2) = 0.413E-01 +/- 0.302E-02 [radii/min]
c(2) = 0.479E+03 +/- 0.350E+02 [km/sec]
c(3) = 0.000E+00 +/- 0.000E+00 [radii/min**2]
c(3) = 0.000E+00 +/- 0.000E+00 [km/sec**2]

The computed ERRORS in coefficients [BEVINGTON] are:

error in c(1)= 0.63959E-01 [radii] see Bevington pg. 114

error in c(2)= 0.35477E-02 [radii/min] see Bevington pg. 114

ANGULAR INFORMATION:

ANGULAR VELOCITY = 0.0000E+00 +/- 0.0000E+00[radians/sec]

The computed ANGULAR coefficients and errors FROM NLLST2 are:

a(1) = 315. +/- 0. [degrees]
a(2) = 0.000E+00 +/- 0.000E+00 [degrees/min]
a(2) = 0.000E+00 +/- 0.000E+00 [rad/sec]
a(3) = 0.000E+00 +/- 0.000E+00 [degrees/min**2]
a(3) = 0.000E+00 +/- 0.000E+00 [rad/sec**2]

THE TANGENTIAL AND TOTAL VELOCITIES AT EACH DATA POINT ARE:

The TANGENTIAL velocity at 18:43 = 0. km/sec

The TOTAL velocity at 18:43 = 479. km/sec

The TANGENTIAL velocity at 18:52 = 0. km/sec

The TOTAL velocity at 18:52 = 479. km/sec

The TANGENTIAL velocity at 19: 8 = 0. km/sec

The TOTAL velocity at 19: 8 = 479. km/sec

The following info is for estimating goodness of the fit

Fit is ok [ier=1]

Standard Deviation in the height = 0.50

Standard Deviation in start time measurement = 0.103E+02

Error in time = 0.15351E+01 using best fit method

See Taylor Error Analysis [Univ of Colorado] pg.78

Value of reduced Chi Squared returned from nllst2 = 0.157E-02

Reduced Chi Squared = 0.969E-02

Chi Squared = 0.969E-02

The probability for exceeding chi square = 0.968E+00

The correlation coefficient = 0.997E+00

The probability that no LINEAR correlation exists between the variables = 0.4786E-01

SEE BEVINGTON "Data Reduction and Error Analysis" [1969]

This is a 2 order run

INPUT:

year	doy	time	radii	error in radius	angle	error in angle	datatype
1988	163	18:43:46	2.50	+/- 0.10	315.0	+/- 0.5	SMM
1988	163	18:52: 2	2.90	+/- 0.10	315.0	+/- 0.5	SMM
1988	163	19: 8:34	3.50	+/- 0.20	315.0	+/- 1.0	SMM

Structure being measured:

Top of Prominence(?)

OUTPUT:

START TIME:

Event began at t = 0 + -0.197E+02 +/- 0.000E+00 [minutes]

In more convenient units:

Event began at DOY 163 18:22 +/- 0.000E+00 [minutes]

Origin defined at DOY163 18:40

RADIAL INFORMATION:

RADIAL ACCELERATION = -0.189E+00 +/- 0.550E-04 km/sec**2

The computed RADIAL coefficients and errors FROM NLLST2 are:

c(1) = 0.230E+01 +/- 0.264E-04 [solar radii]
c(2) = 0.561E-01 +/- 0.450E-05 [radii/min]
c(2) = 0.651E+03 +/- 0.522E-01 [km/sec]
c(3) = -0.488E-03 +/- 0.142E-06 [radii/min**2]
c(3) = -0.189E+00 +/- 0.550E-04 [km/sec**2]

ANGULAR INFORMATION:

ANGULAR ACCELERATION= 0.0000E+00 +/- 0.0000E+00[radians/sec**2]

The computed ANGULAR coefficients and errors FROM NLLST2 are:

a(1) = 315. +/- 0. [degrees]
a(2) = 0.000E+00 +/- 0.000E+00 [degrees/min]
a(2) = 0.000E+00 +/- 0.000E+00 [rad/sec]
a(3) = 0.000E+00 +/- 0.000E+00 [degrees/min**2]

$$a(3) = 0.000E+00 +/- 0.000E+00 [\text{rad/sec}^{**2}]$$

THE TANGENTIAL AND TOTAL VELOCITIES AT EACH DATA POINT ARE:

The TANGENTIAL velocity at 18:43 = 0. km/sec

The TOTAL velocity at 18:43 = 608. km/sec

The TANGENTIAL velocity at 18:52 = 0. km/sec

The TOTAL velocity at 18:52 = 515. km/sec

The TANGENTIAL velocity at 19: 8 = 0. km/sec

The TOTAL velocity at 19: 8 = 327. km/sec

The following info is for estimating goodness of the fit

Number data points = number of coefficients. No error analysis is possible.

Correlation coefficient is not computable!