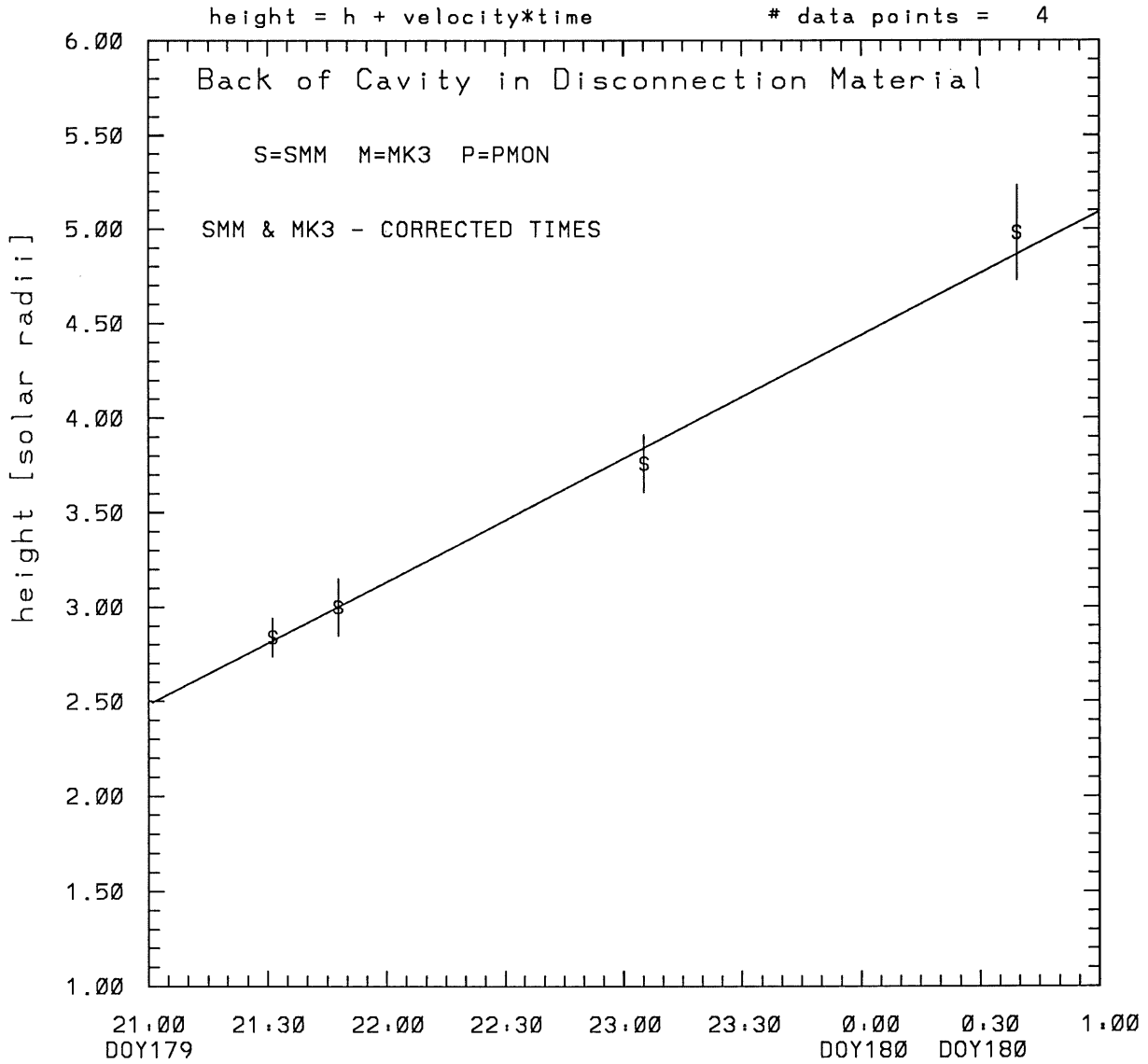
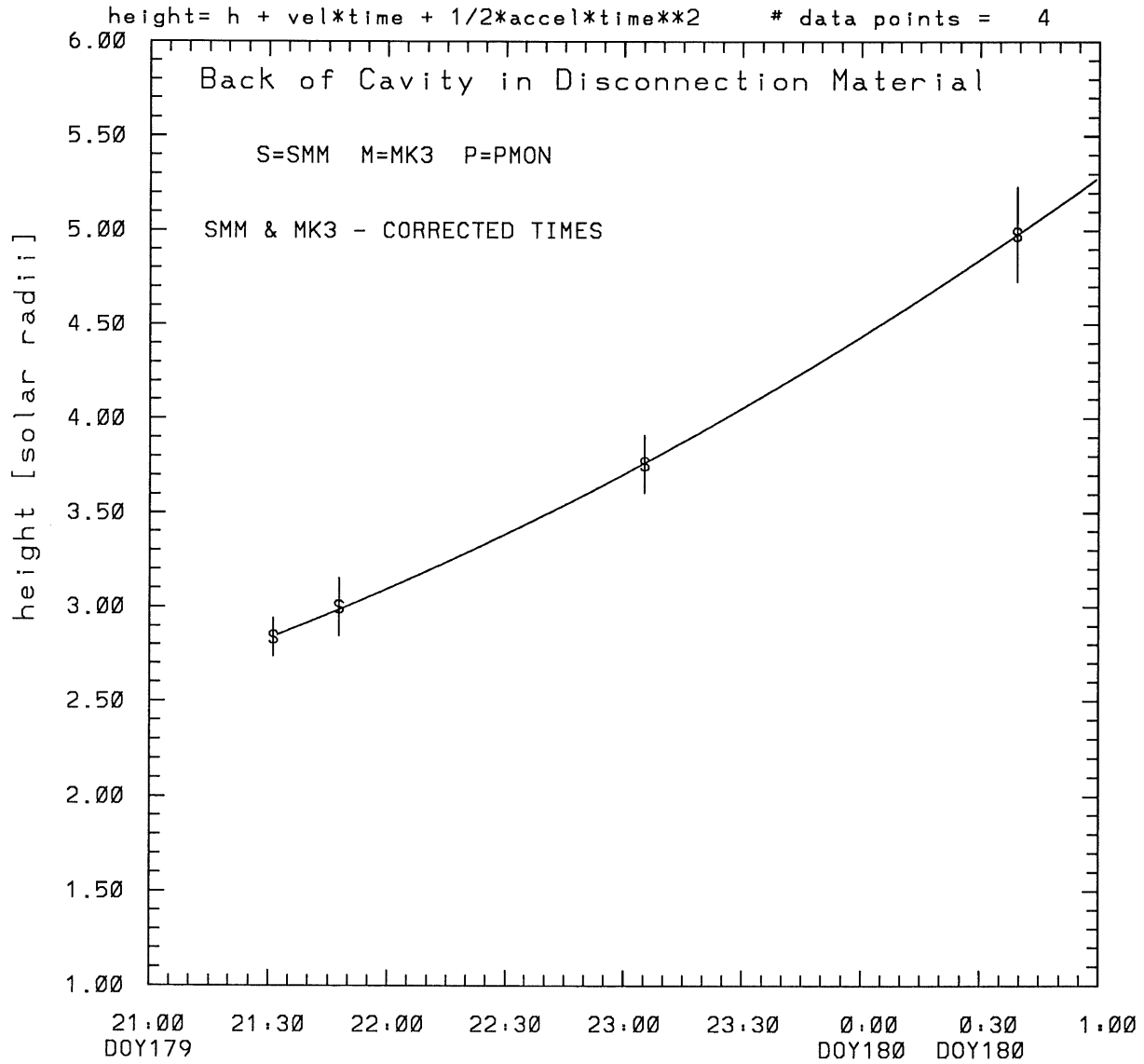


SMM C/P 1988 DOY179 91 +/- 0 degrees



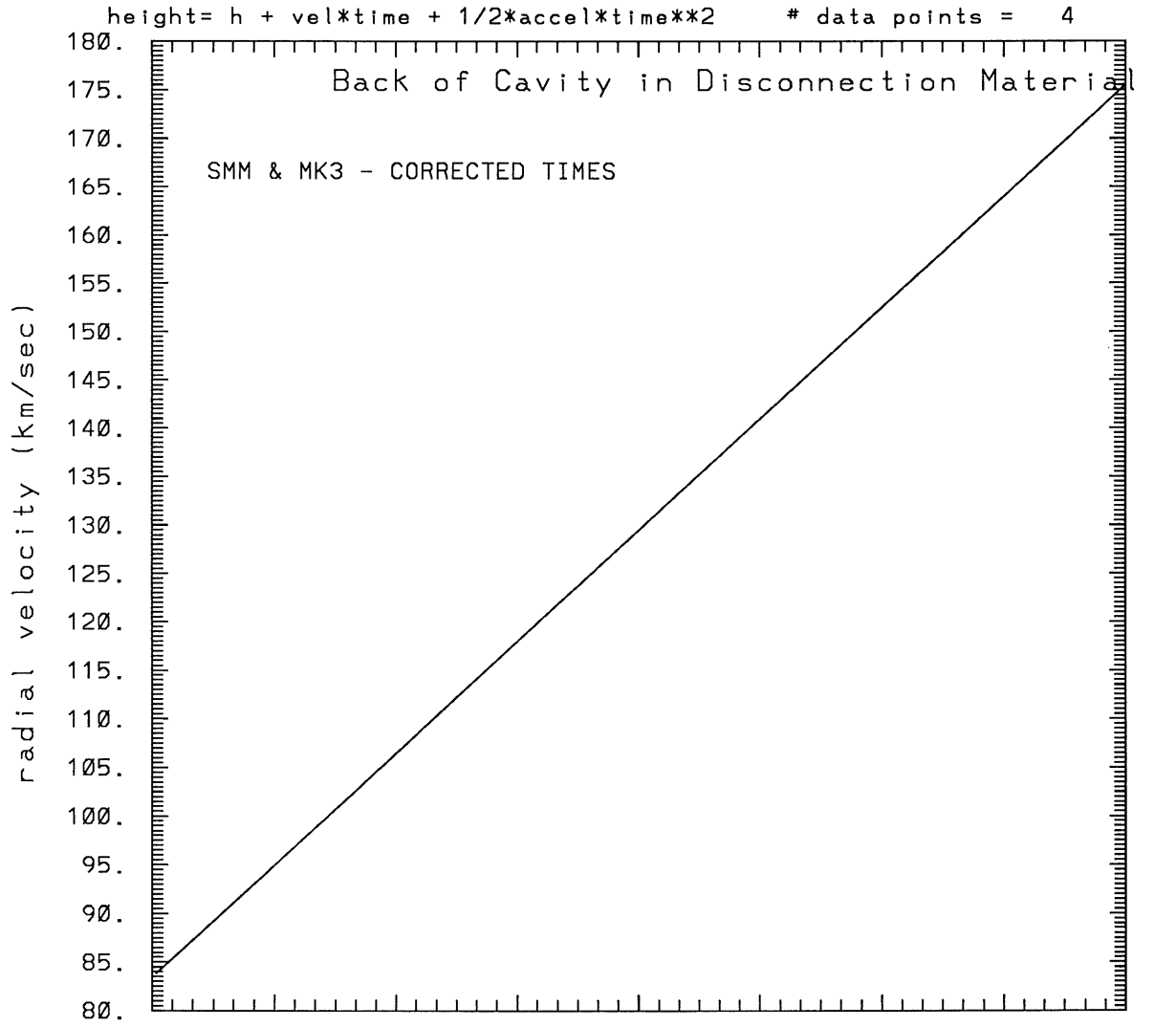
tstart=DOY179 18:44 +/- 4.6 [min.]  
radial velocity= 126. +/- 6. [km/sec]

SMM C/P 1988 DOY179 91 +/- 0 degrees



tstart=DOY179 17:23 from derivative=0  
Event begins at 1.82 Solar Radii  
radial acceleration =  $0.0064 \pm 0.0007$  [km/sec\*\*2]

SMM C/P 1988 DOY179 91 +/- 0 degrees



21:00  
DOY179

tstart=DOY179 17:23 from derivative=0

Event begins at 1.82 Solar Radii

radial acceleration= $0.639E-02$  km/sec\*\*2

\*\*\*\*\*

This is a 1 order run

\*\*\*\*\*

\*\*\*\*\*

INPUT:

\*\*\*\*\*

year	day	time	radii	error in radius	angle	error in angle	datatype
1988	179	21:31:13	2.84	+/- 0.10	91.0	+/- 0.5	SMM
1988	179	21:47:43	3.00	+/- 0.15	91.0	+/- 1.0	SMM
1988	179	23: 5:16	3.76	+/- 0.15	91.0	+/- 1.0	SMM
1988	180	0:39:19	4.98	+/- 0.25	91.0	+/- 1.0	SMM

\*\*\*\*\*

Structure being measured:

Back of Cavity in Disconnection Material

\*\*\*\*\*

\*\*\*\*\*

OUTPUT:

\*\*\*\*\*

START TIME:

Event began at  $t = 0 + -0.136E+03 +/- 0.461E+01$  [minutes]

In more convenient units:

Event began at DOY 179 18:44 +/- 0.461E+01 [minutes]

Origin defined at DOY179 21: 0

RADIAL INFORMATION:

RADIAL VELOCITY = 126. +/- 6. km/sec

The computed RADIAL coefficients and errors FROM NLLST2 are:

c(1) = 0.248E+01 +/- 0.475E-01 [solar radii]  
c(2) = 0.109E-01 +/- 0.527E-03 [radii/min]  
c(2) = 0.126E+03 +/- 0.611E+01 [km/sec]  
c(3) = 0.000E+00 +/- 0.000E+00 [radii/min\*\*2]  
c(3) = 0.000E+00 +/- 0.000E+00 [km/sec\*\*2]

The computed ERRORS in coefficients [BEVINGTON] are:

error in c(1)= 0.88066E-01 [radii] see Bevington pg. 114

error in c(2)= 0.68024E-03 [radii/min] see Bevington pg. 114

ANGULAR INFORMATION:

ANGULAR VELOCITY = 0.0000E+00 +/- 0.0000E+00[radians/sec]

The computed ANGULAR coefficients and errors FROM NLLST2 are:

a(1) = 91. +/- 0. [degrees]  
a(2) = 0.000E+00 +/- 0.000E+00 [degrees/min]  
a(2) = 0.000E+00 +/- 0.000E+00 [rad/sec]  
a(3) = 0.000E+00 +/- 0.000E+00 [degrees/min\*\*2]  
a(3) = 0.000E+00 +/- 0.000E+00 [rad/sec\*\*2]

THE TANGENTIAL AND TOTAL VELOCITIES AT EACH DATA POINT ARE:

The TANGENTIAL velocity at 21:31 = 0. km/sec

The TOTAL velocity at 21:31 = 126. km/sec

The TANGENTIAL velocity at 21:47 = 0. km/sec

The TOTAL velocity at 21:47 = 126. km/sec

The TANGENTIAL velocity at 23: 5 = 0. km/sec

The TOTAL velocity at 23: 5 = 126. km/sec

The TANGENTIAL velocity at 0:39 = 0. km/sec

The TOTAL velocity at 0:39 = 126. km/sec

\*\*\*\*\*

The following info is for estimating goodness of the fit

\*\*\*\*\*

Fit is ok [ier=1]

Standard Deviation in the height = 0.98

Standard Deviation in start time measurement = 0.745E+02

Error in time = 0.13196E+02 using best fit method

See Taylor Error Analysis [Univ of Colorado] pg.78

Value of reduced Chi Squared returned from nllst2 = 0.360E-02

Reduced Chi Squared = 0.371E-01

Chi Squared = 0.743E-01

The probability for exceeding chi square = 0.996E+00

The correlation coefficient = 0.997E+00

The probability that no LINEAR correlation exists between the variables = 0.2679E-02

SEE BEVINGTON "Data Reduction and Error Analysis" [1969]

\*\*\*\*\*  
This is a 2 order run  
\*\*\*\*\*

\*\*\*\*\*  
INPUT:  
\*\*\*\*\*

year	doy	time	error in radii	error in radius	error in angle	error in angle	datatype
1988	179	21:31:13	2.84 +/- 0.10		91.0 +/- 0.5		SMM
1988	179	21:47:43	3.00 +/- 0.15		91.0 +/- 1.0		SMM
1988	179	23: 5:16	3.76 +/- 0.15		91.0 +/- 1.0		SMM
1988	180	0:39:19	4.98 +/- 0.25		91.0 +/- 1.0		SMM

\*\*\*\*\*  
Structure being measured:  
Back of Cavity in Disconnection Material  
\*\*\*\*\*

\*\*\*\*\*  
OUTPUT:  
\*\*\*\*\*

START TIME:

tstart=DOY179 17:23 from derivative = 0  
Event begins at 1.82 Solar Radii  
Origin defined at DOY179 21: 0

RADIAL INFORMATION:

RADIAL ACCELERATION = 0.639E-02 +/- 0.711E-03 km/sec\*\*2

The computed RADIAL coefficients and errors FROM NLLST2 are:

c(1) = 0.260E+01 +/- 0.163E-01 [solar radii]  
c(2) = 0.719E-02 +/- 0.420E-03 [radii/min]  
c(2) = 0.834E+02 +/- 0.488E+01 [km/sec]  
c(3) = 0.165E-04 +/- 0.184E-05 [radii/min\*\*2]  
c(3) = 0.639E-02 +/- 0.711E-03 [km/sec\*\*2]

The computed ERRORS in coefficients [BEVINGTON] are:

Approximate error in c(1) = 0.26635E-01 [radii] Bevington pg 154 (8-30)  
Exact error in c(1) = 0.84255E-02 [radii] Bevington pg 154 (8-28)  
Approximate error in c(2) = 0.58619E-03 [radii/min] Bevington pg 154 (8-30)  
Exact error in c(2) = 0.16735E-03 [radii/min] Bevington pg 154 (8-28)  
Approximate error in c(3) = 0.22999E-05 [radii/min\*\*] Bevington pg 154 (8-30)  
Exact error in c(3) = 0.62835E-06 [radii/min\*\*] Bevington pg 154 (8-28)

ANGULAR INFORMATION:

ANGULAR ACCELERATION= 0.0000E+00 +/- 0.0000E+00[radians/sec\*\*2]

The computed ANGULAR coefficients and errors FROM NLLST2 are:

a(1) = 91. +/- 0. [degrees]  
a(2) = 0.000E+00 +/- 0.000E+00 [degrees/min]  
a(2) = 0.000E+00 +/- 0.000E+00 [rad/sec]  
a(3) = 0.000E+00 +/- 0.000E+00 [degrees/min\*\*2]  
a(3) = 0.000E+00 +/- 0.000E+00 [rad/sec\*\*2]

THE TANGENTIAL AND TOTAL VELOCITIES AT EACH DATA POINT ARE:

The TANGENTIAL velocity at 21:31 = 0. km/sec

The TOTAL velocity at 21:31 = 95. km/sec

The TANGENTIAL velocity at 21:47 = 0. km/sec

The TOTAL velocity at 21:47 = 102. km/sec

The TANGENTIAL velocity at 23: 5 = 0. km/sec

The TOTAL velocity at 23: 5 = 131. km/sec

The TANGENTIAL velocity at 0:39 = 0. km/sec

The TOTAL velocity at 0:39 = 168. km/sec

\*\*\*\*\*

The following info is for estimating goodness of the fit

\*\*\*\*\*

Fit is ok [ier=1]

Standard Deviation in the height = 0.98

Standard Deviation in start time measurement = 0.745E+02

Value of reduced Chi Squared returned from nllst2 = 0.131E-03

Reduced Chi Squared = 0.568E-03

Chi Squared = 0.568E-03

The probability for exceeding chi square = 0.991E+00

For a second order fit 3 correlation coefficients are given:

(Using equation of motion:  $r = a + bt + at^{**2}$ )

The correlation between the data and the term linear in time = 0.9022E+00

The correlation between the data and the time\*\*2 term = 0.8155E+00

The correlation between the data and the complete equation of motion = 0.9984E+00

SEE BEVINGTON "Data Reduction and Error Analysis" [1969]