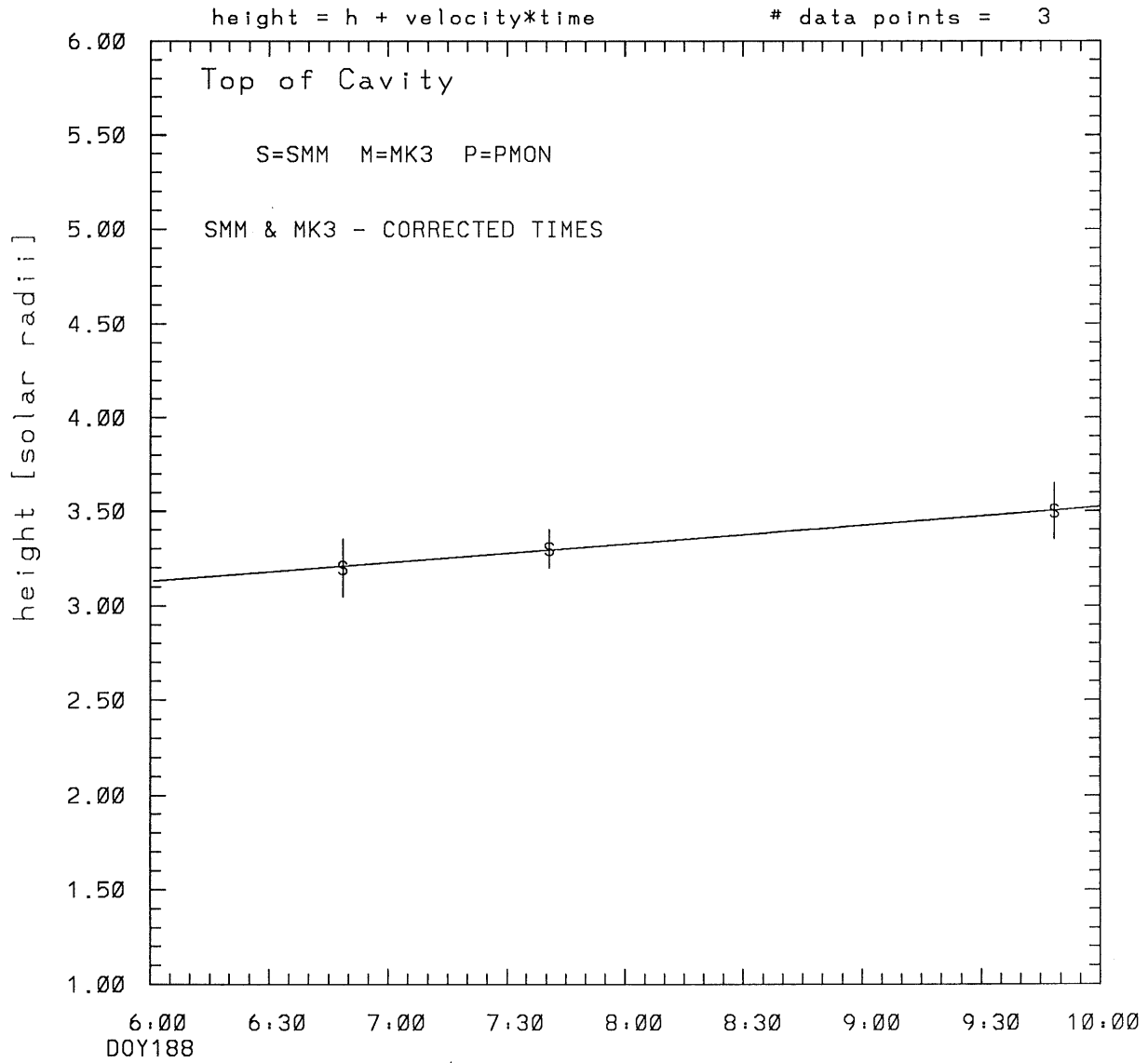
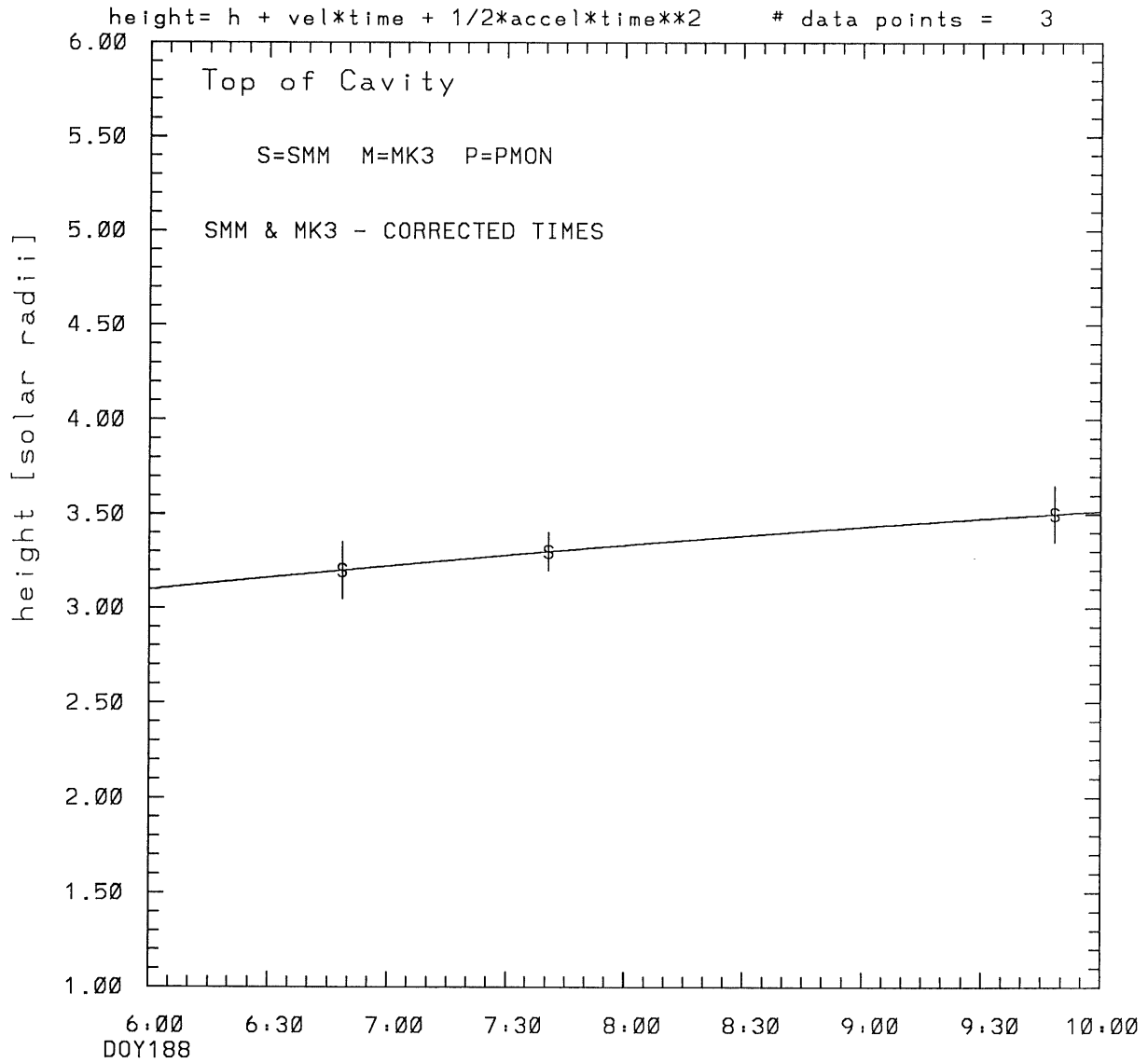


SMM C/P 1988 DOY188 80 +/- 0 degrees



tstart=DOY187 8:21 +/- 32.5 [min.]
radial velocity= 19. +/- 1. [km/sec]

SMM C/P 1988 DOY188 80 +/- 0 degrees

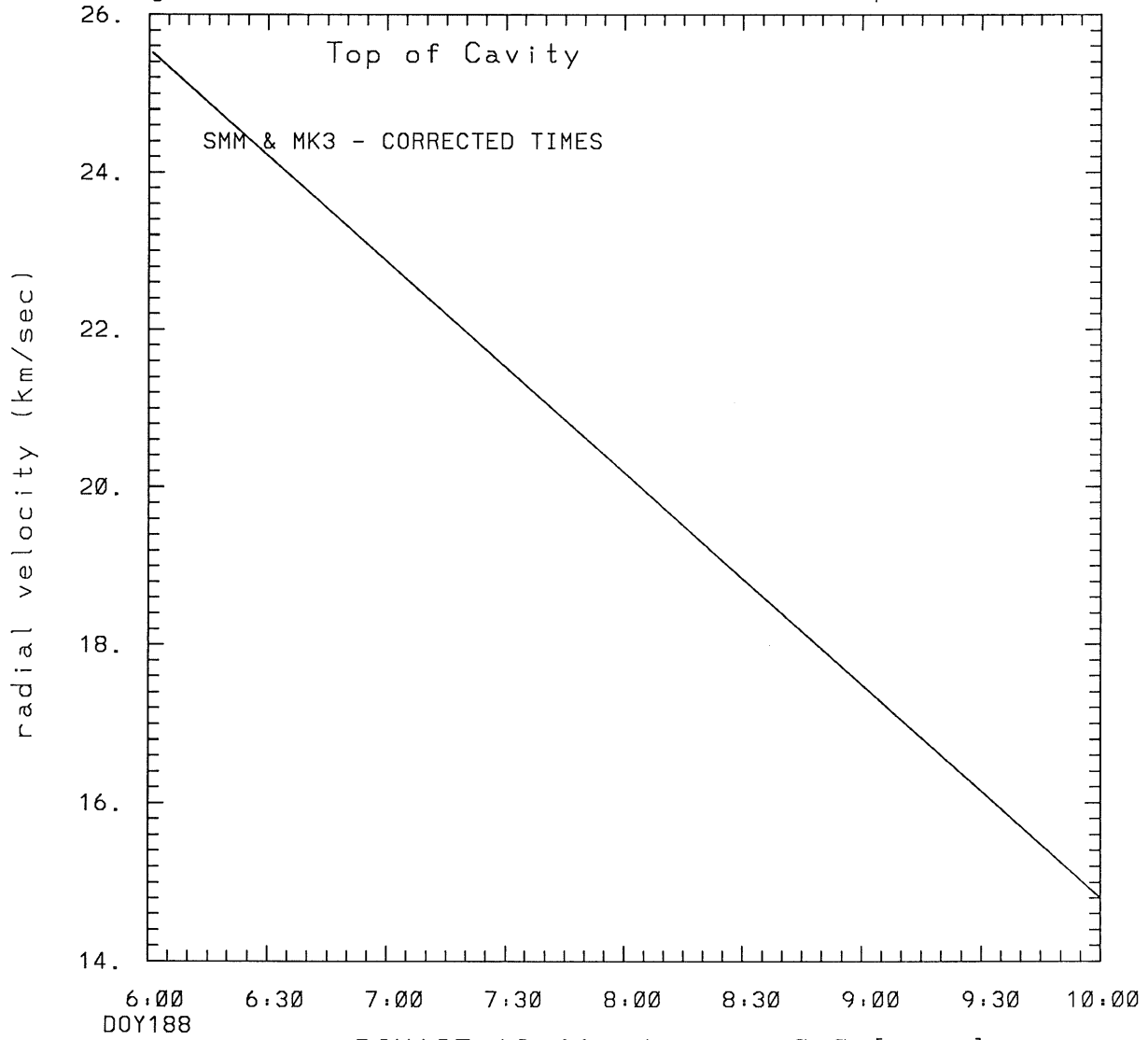


tstart=DOY187 19:44 +/- 0.0 [min.]

radial acceleration = -0.0007 ± 0.0000 [km/sec**2]

SMM C/P 1988 DOY188 80 +/- 0 degrees

height= h + vel*time + 1/2*accel*time**2 # data points = 3



tstart=DOY187 19:44 +/- 0.0 [min.]

radial acceleration=-.747E-03 km/sec**2

This is a 1 order run

INPUT:

year	day	time	radii	error in radius	angle	error in angle	datatype
1988	188	6:48:35	3.20	+/- 0.15	80.0	+/- 1.0	SMM
1988	188	7:40:49	3.30	+/- 0.10	80.0	+/- 1.0	SMM
1988	188	9:48:26	3.50	+/- 0.15	80.0	+/- 1.0	SMM

Structure being measured:
Top of Cavity

OUTPUT:

START TIME:

Event began at $t = 0 + -0.130E+04 +/- 0.325E+02$ [minutes]

In more convenient units:

Event began at DOY 187 8:21 +/- 0.325E+02 [minutes]

Origin defined at DOY188 6: 0

RADIAL INFORMATION:

RADIAL VELOCITY = 19. +/- 1. km/sec

The computed RADIAL coefficients and errors FROM NLLST2 are:

c(1) = 0.313E+01 +/- 0.909E-02 [solar radii]
c(2) = 0.164E-02 +/- 0.674E-04 [radii/min]
c(2) = 0.190E+02 +/- 0.782E+00 [km/sec]
c(3) = 0.000E+00 +/- 0.000E+00 [radii/min**2]
c(3) = 0.000E+00 +/- 0.000E+00 [km/sec**2]

The computed ERRORS in coefficients [BEVINGTON] are:

error in c(1)= 0.12403E-01 [radii] see Bevington pg. 114

error in c(2)= 0.84455E-04 [radii/min] see Bevington pg. 114

ANGULAR INFORMATION:

ANGULAR VELOCITY = 0.0000E+00 +/- 0.0000E+00[radians/sec]

The computed ANGULAR coefficients and errors FROM NLLST2 are:

a(1) = 80. +/- 0. [degrees]
a(2) = 0.000E+00 +/- 0.000E+00 [degrees/min]
a(2) = 0.000E+00 +/- 0.000E+00 [rad/sec]
a(3) = 0.000E+00 +/- 0.000E+00 [degrees/min**2]
a(3) = 0.000E+00 +/- 0.000E+00 [rad/sec**2]

THE TANGENTIAL AND TOTAL VELOCITIES AT EACH DATA POINT ARE:

The TANGENTIAL velocity at 6:48 = 0. km/sec

The TOTAL velocity at 6:48 = 19. km/sec

The TANGENTIAL velocity at 7:40 = 0. km/sec

The TOTAL velocity at 7:40 = 19. km/sec

The TANGENTIAL velocity at 9:48 = 0. km/sec

The TOTAL velocity at 9:48 = 19. km/sec

The following info is for estimating goodness of the fit

Fit is ok [jcr=1]

Standard Deviation in the height = 0.15

Standard Deviation in start time measurement = 0.755E+02

Error in time = 0.67422E+01 using best fit method

See Taylor Error Analysis [Univ of Colorado] pg.78

Value of reduced Chi Squared returned from nllst2 = 0.566E-04

Reduced Chi Squared = 0.179E-03

Chi Squared = 0.179E-03

The probability for exceeding chi square = 0.994E+00

The correlation coefficient = 0.999E+00

The probability that no LINEAR correlation exists between the variables = 0.3009E-01

SEE BEVINGTON "Data Reduction and Error Analysis" [1969]

This is a 2 order run

INPUT:

year	day	time	radii	radius	error in	angle	error in	datatype
1988	188	6:48:35	3.20	+/- 0.15	80.0	+/- 1.0	SMM	
1988	188	7:40:49	3.30	+/- 0.10	80.0	+/- 1.0	SMM	
1988	188	9:48:26	3.50	+/- 0.15	80.0	+/- 1.0	SMM	

Structure being measured:
Top of Cavity

OUTPUT:

START TIME:

Event began at $t = 0 + -0.618E+03 \pm 0.000E+00$ [minutes]

In more convenient units:

Event began at DOY 187 19:44 $\pm 0.000E+00$ [minutes]

Origin defined at DOY188 6: 0

RADIAL INFORMATION:

RADIAL ACCELERATION = $-0.747E-03 \pm 0.374E-07$ km/sec**2

The computed RADIAL coefficients and errors FROM NLLST2 are:

c(1) = $0.310E+01 \pm 0.171E-05$ [solar radii]
c(2) = $0.220E-02 \pm 0.286E-07$ [radii/min]
c(2) = $0.256E+02 \pm 0.332E-03$ [km/sec]
c(3) = $-0.193E-05 \pm 0.967E-10$ [radii/min**2]
c(3) = $-0.747E-03 \pm 0.374E-07$ [km/sec**2]

ANGULAR INFORMATION:

ANGULAR ACCELERATION= $0.0000E+00 \pm 0.0000E+00$ [radians/sec**2]

The computed ANGULAR coefficients and errors FROM NLLST2 are:

a(1) = $80. \pm 0.$ [degrees]
a(2) = $0.000E+00 \pm 0.000E+00$ [degrees/min]
a(2) = $0.000E+00 \pm 0.000E+00$ [rad/sec]
a(3) = $0.000E+00 \pm 0.000E+00$ [degrees/min**2]

$$a(3) = 0.000E+00 \pm 0.000E+00 \text{ [rad/sec**2]}$$

THE TANGENTIAL AND TOTAL VELOCITIES AT EACH DATA POINT ARE:

The TANGENTIAL velocity at 6:48 = 0. km/sec

The TOTAL velocity at 6:48 = 23. km/sec

The TANGENTIAL velocity at 7:40 = 0. km/sec

The TOTAL velocity at 7:40 = 21. km/sec

The TANGENTIAL velocity at 9:48 = 0. km/sec

The TOTAL velocity at 9:48 = 15. km/sec

The following info is for estimating goodness of the fit

Number data points = number of coefficients. No error analysis is possible.

Correlation coefficient is not computable!