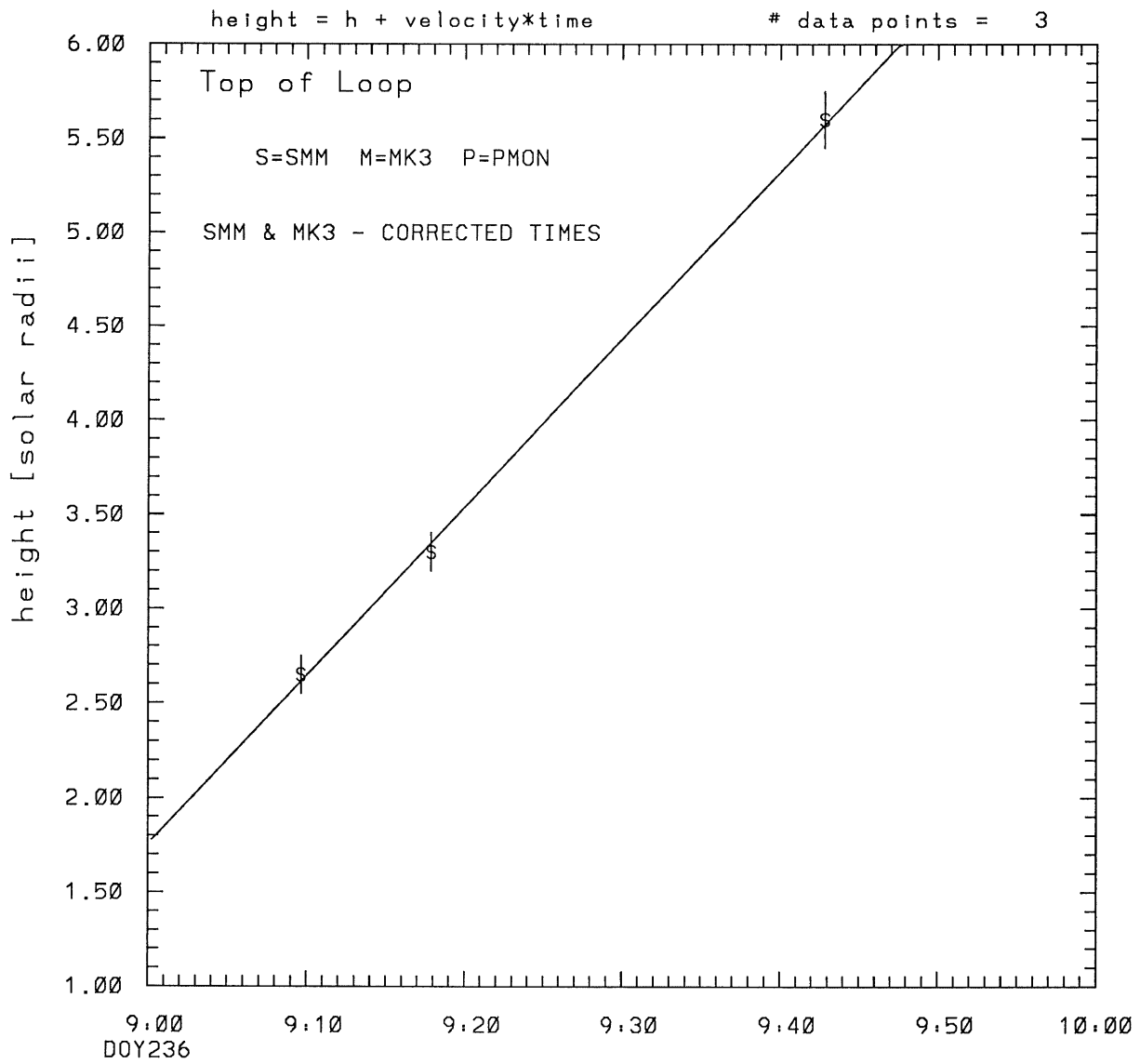
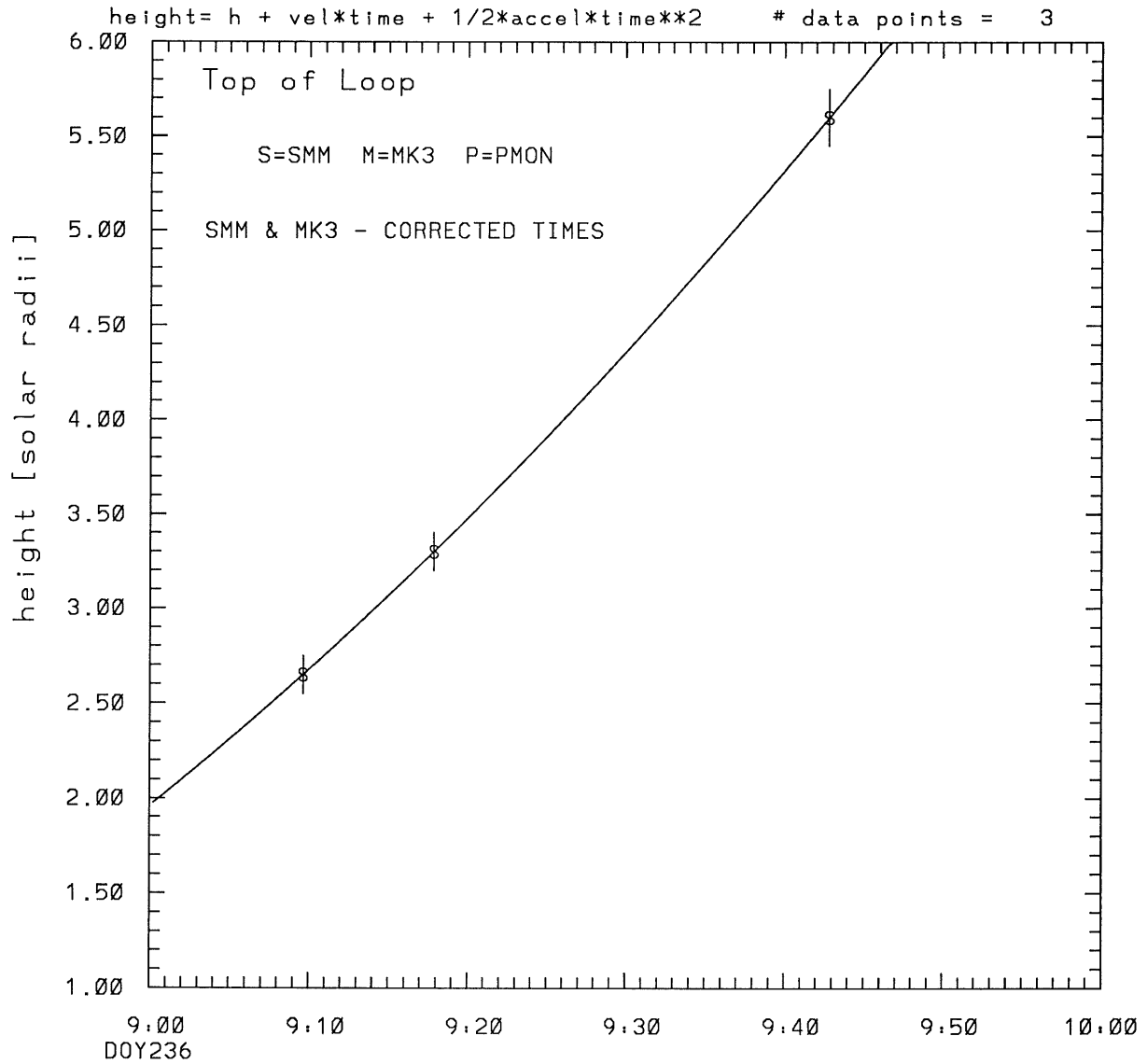


SMM C/P 1988 DOY236 95 +/- 0 degrees



tstart=DOY236 8:52 +/- 0.2 [min.]
radial velocity= 1035. +/- 28. [km/sec]

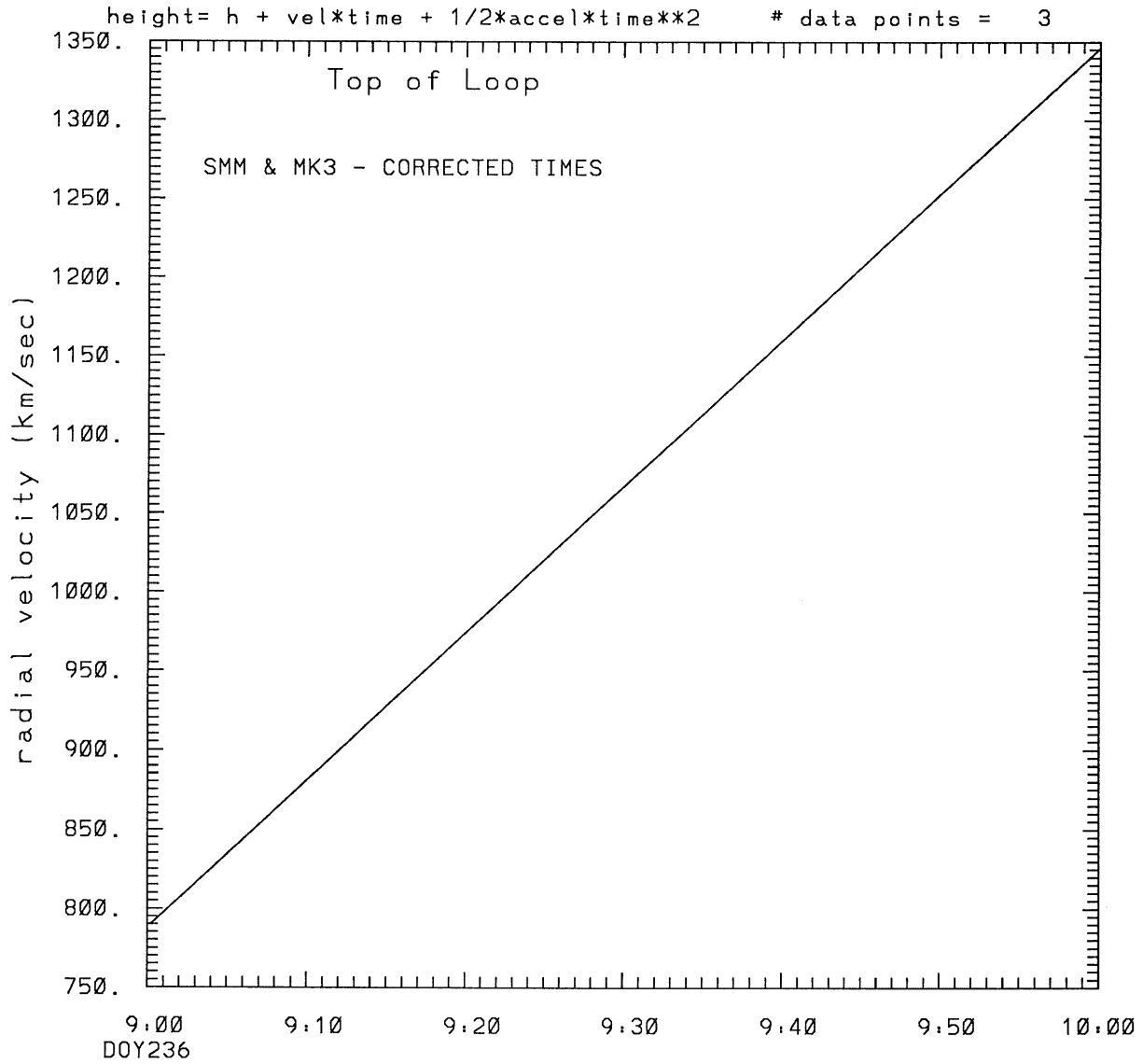
SMM C/P 1988 DOY236 95 +/- 0 degrees



tstart=DOY236 8:46 +/- 0.0 [min.]

radial acceleration = 0.1550 +/- 0.0000 [km/sec**2]

SMM C/P 1988 DOY236 95 +/- 0 degrees



9:00
DOY236

tstart=DOY236 8:46 +/- 0.0 [min.]

radial acceleration=0.155E+00 km/sec**2

This is a 1 order run

INPUT:

year	day	time	radii	error in radius	angle	error in angle	datatype
1988	236	9: 9:38	2.65	+/- 0.10	95.0	+/- 0.5	SMM
1988	236	9:17:52	3.30	+/- 0.10	95.0	+/- 1.0	SMM
1988	236	9:42:48	5.60	+/- 0.15	95.0	+/- 1.0	SMM

Structure being measured:
Top of Loop

OUTPUT:

START TIME:

Event began at $t = 0 + -0.845E+01 +/- 0.237E+00$ [minutes]

In more convenient units:

Event began at DOY 236 8:52 +/- 0.237E+00 [minutes]

Origin defined at DOY236 9: 0

RADIAL INFORMATION:

RADIAL VELOCITY = 1035. +/- 28. km/sec

The computed RADIAL coefficients and errors FROM NLLST2 are:

$c(1) = 0.175E+01 +/- 0.541E-01$ [solar radii]
 $c(2) = 0.892E-01 +/- 0.242E-02$ [radii/min]
 $c(2) = 0.104E+04 +/- 0.280E+02$ [km/sec]
 $c(3) = 0.000E+00 +/- 0.000E+00$ [radii/min**2]
 $c(3) = 0.000E+00 +/- 0.000E+00$ [km/sec**2]

The computed ERRORS in coefficients [BEVINGTON] are:

error in $c(1) = 0.74118E-01$ [radii] see Bevington pg. 114

error in $c(2) = 0.27101E-02$ [radii/min] see Bevington pg. 114

ANGULAR INFORMATION:

ANGULAR VELOCITY = 0.0000E+00 +/- 0.0000E+00 [radians/sec]

The computed ANGULAR coefficients and errors FROM NLLST2 are:

a(1) = 95. +/- 0. [degrees]
a(2) = 0.000E+00 +/- 0.000E+00 [degrees/min]
a(2) = 0.000E+00 +/- 0.000E+00 [rad/sec]
a(3) = 0.000E+00 +/- 0.000E+00 [degrees/min**2]
a(3) = 0.000E+00 +/- 0.000E+00 [rad/sec**2]

THE TANGENTIAL AND TOTAL VELOCITIES AT EACH DATA POINT ARE:

The TANGENTIAL velocity at 9: 9 = 0. km/sec

The TOTAL velocity at 9: 9 = 1035. km/sec

The TANGENTIAL velocity at 9:17 = 0. km/sec

The TOTAL velocity at 9:17 = 1035. km/sec

The TANGENTIAL velocity at 9:42 = 0. km/sec

The TOTAL velocity at 9:42 = 1035. km/sec

The following info is for estimating goodness of the fit

Fit is ok [ier=1]

Standard Deviation in the height = 1.55

Standard Deviation in start time measurement = 0.141E+02

Error in time = 0.74182E+00 using best fit method

See Taylor Error Analysis [Univ of Colorado] pg.78

Value of reduced Chi Squared returned from nllst2 = 0.244E-02

Reduced Chi Squared = 0.817E-02

Chi Squared = 0.817E-02

The probability for exceeding chi square = 0.961E+00

The correlation coefficient = 0.100E+01

The probability that no LINEAR correlation exists between the variables = 0.1876E-01

SEE BEVINGTON "Data Reduction and Error Analysis" [1969]

This is a 2 order run

INPUT:

year	day	time	radii	error in radius	angle	error in angle	datatype
1988	236	9: 9:38	2.65	+/- 0.10	95.0	+/- 0.5	SMM
1988	236	9:17:52	3.30	+/- 0.10	95.0	+/- 1.0	SMM
1988	236	9:42:48	5.60	+/- 0.15	95.0	+/- 1.0	SMM

Structure being measured:
Top of Loop

OUTPUT:

START TIME:

Event began at $t = 0 + -0.155E+02 +/- 0.000E+00$ [minutes]

In more convenient units:

Event began at DOY 236 8:46 +/- 0.000E+00 [minutes]

Origin defined at DOY236 9: 0

RADIAL INFORMATION:

RADIAL ACCELERATION = $0.155E+00 +/- 0.191E-05$ km/sec**2

The computed RADIAL coefficients and errors FROM NLLST2 are:

c(1) = $0.196E+01 +/- 0.269E-05$ [solar radii]
c(2) = $0.679E-01 +/- 0.266E-06$ [radii/min]
c(2) = $0.788E+03 +/- 0.308E-02$ [km/sec]
c(3) = $0.401E-03 +/- 0.493E-08$ [radii/min**2]
c(3) = $0.155E+00 +/- 0.191E-05$ [km/sec**2]

ANGULAR INFORMATION:

ANGULAR ACCELERATION= $0.0000E+00 +/- 0.0000E+00$ [radians/sec**2]

The computed ANGULAR coefficients and errors FROM NLLST2 are:

a(1) = $95. +/- 0.$ [degrees]
a(2) = $0.000E+00 +/- 0.000E+00$ [degrees/min]
a(2) = $0.000E+00 +/- 0.000E+00$ [rad/sec]
a(3) = $0.000E+00 +/- 0.000E+00$ [degrees/min**2]

$$a(3) = 0.000E+00 \pm 0.000E+00 \text{ [rad/sec**2]}$$

THE TANGENTIAL AND TOTAL VELOCITIES AT EACH DATA POINT ARE:

The TANGENTIAL velocity at 9:9 = 0. km/sec

The TOTAL velocity at 9:9 = 877. km/sec

The TANGENTIAL velocity at 9:17 = 0. km/sec

The TOTAL velocity at 9:17 = 954. km/sec

The TANGENTIAL velocity at 9:42 = 0. km/sec

The TOTAL velocity at 9:42 = 1186. km/sec

The following info is for estimating goodness of the fit

Number data points = number of coefficients. No error analysis is possible.

Correlation coefficient is not computable!