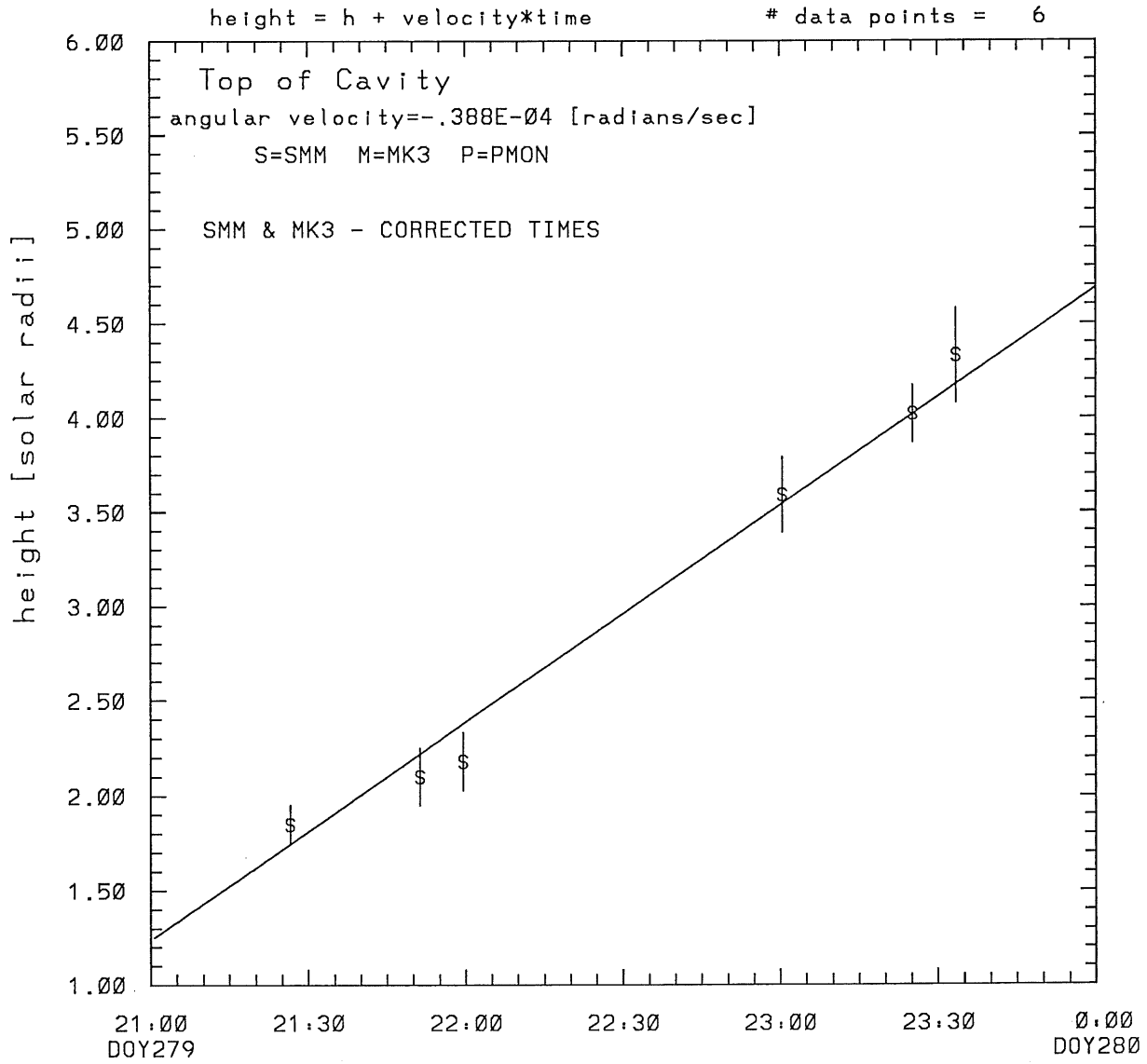


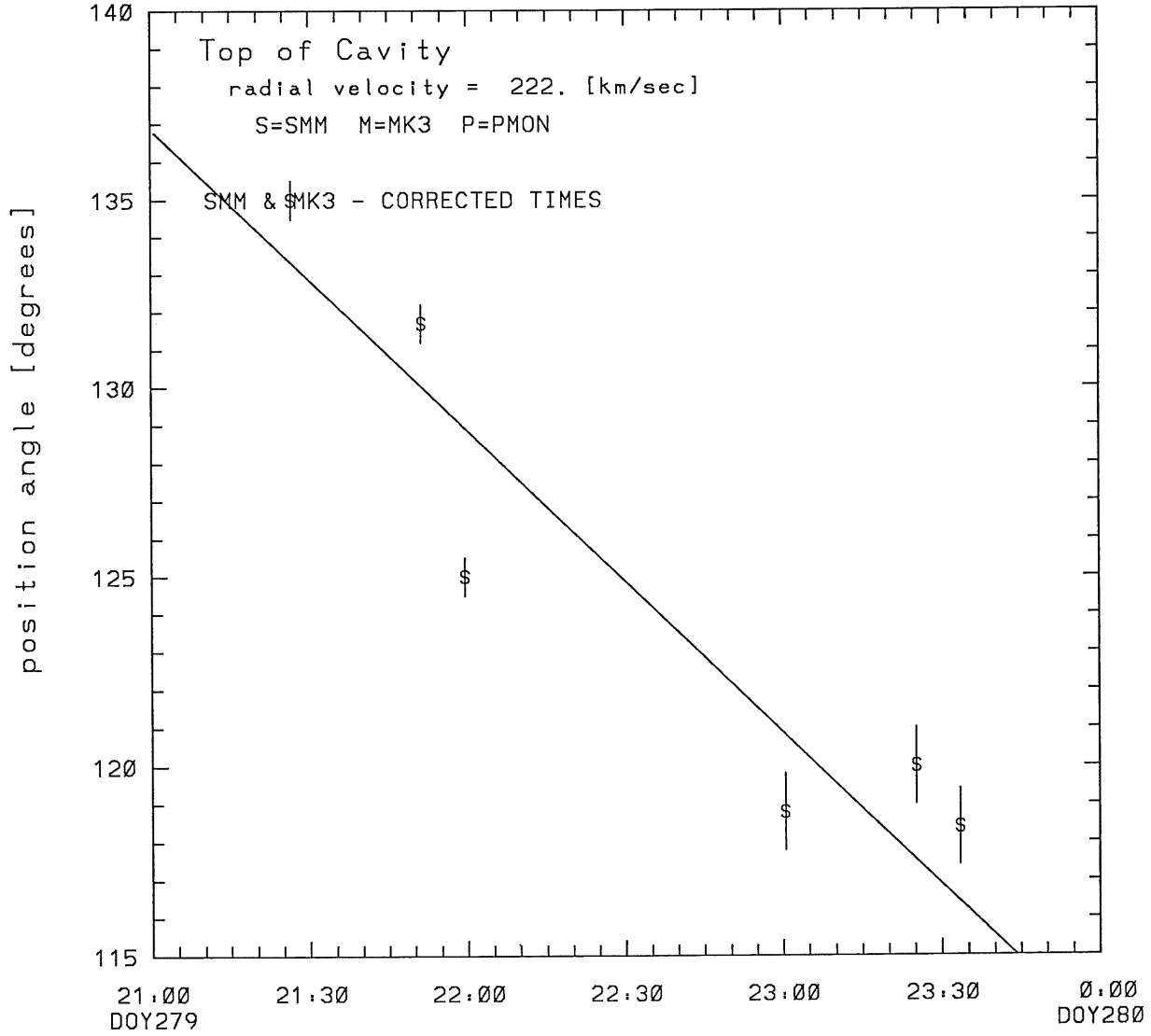
SMM C/P 1988 DOY279 124 +/- 11 degrees



tstart=DOY279 20:48 +/- 0.5 [min.]  
radial velocity= 222. +/- 13. [km/sec]

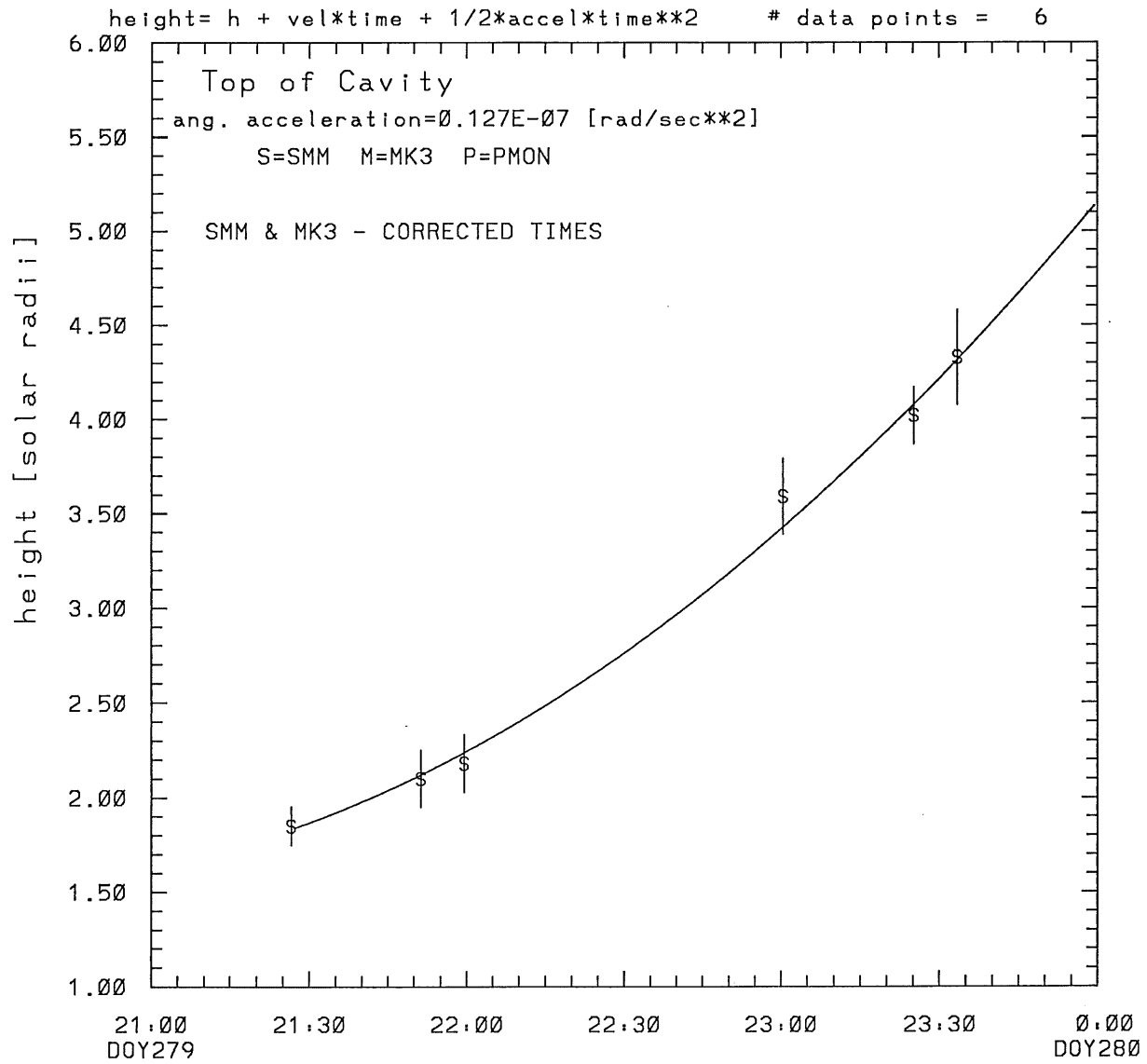
SMM C/P 1988 DOY279 124 +/- 11 degrees

angle = initial angle + angular velocity \* time # data points = 6



angular velocity =  $-.388E-04 \pm 0.830E-05$  [rad/sec]

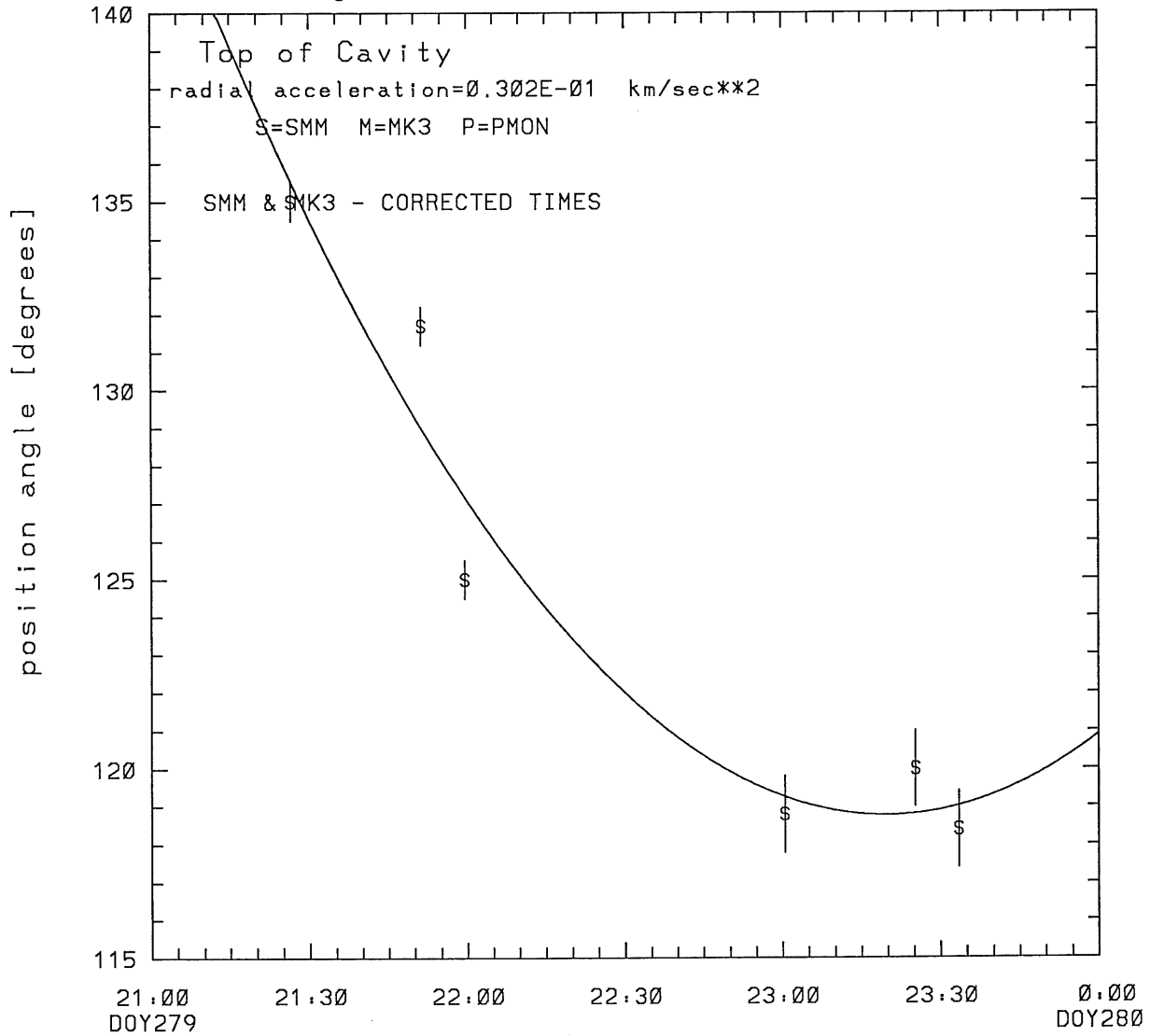
SMM C/P 1988 DOY279 124 +/- 11 degrees



tstart = DOY279 20:25 from derivative = 0  
Event begins at 1.54 Solar Radii  
radial acceleration =  $0.0302 \pm 0.0089$  [km/sec\*\*2]

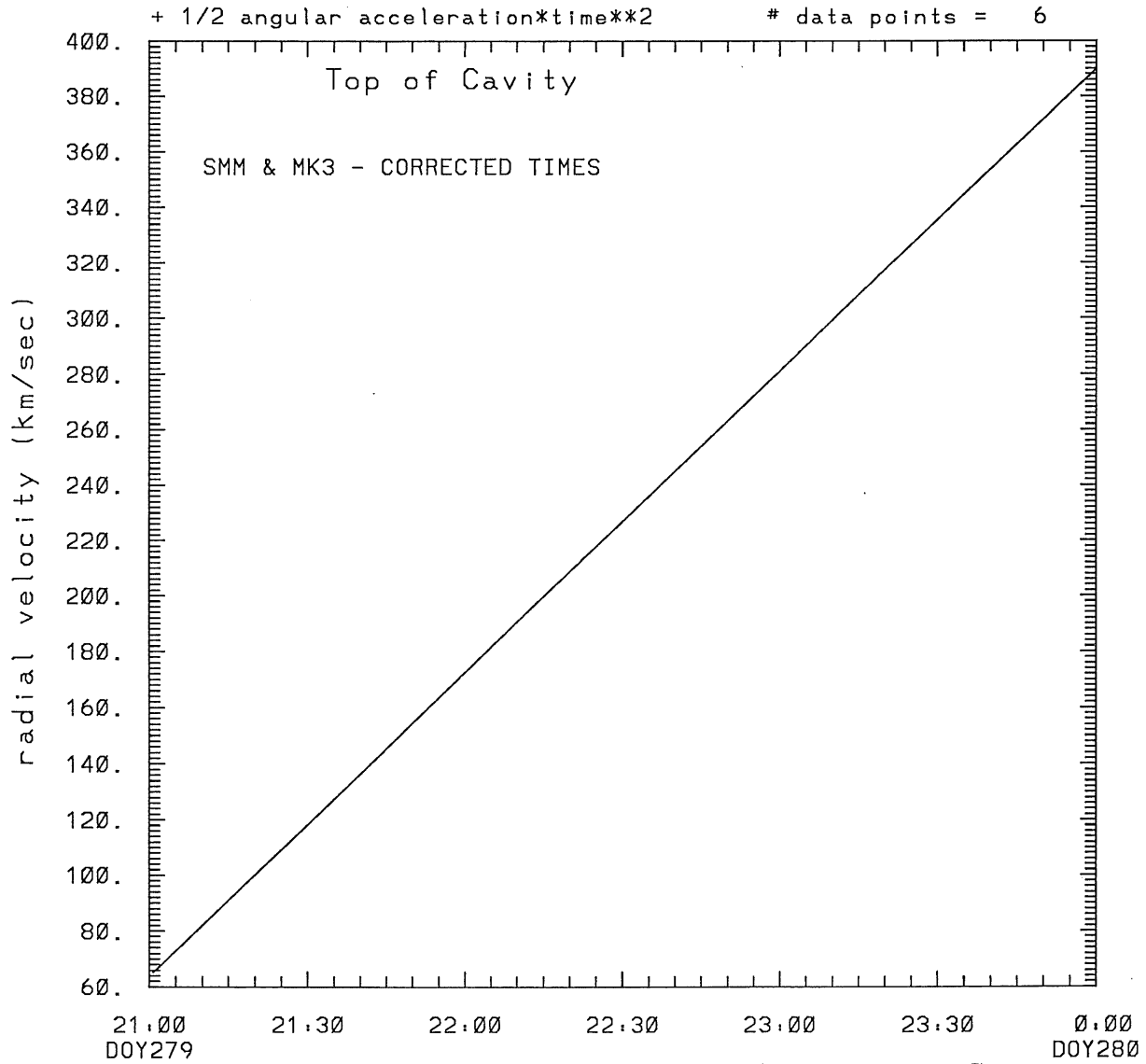
SMM C/P 1988 DOY279 124 +/- 11 degrees

angle = initial angle + angular velocity\*time  
+ 1/2 angular acceleration\*time\*\*2 # data points = 6



Event begins at 1.54 Solar Radii  
angular acceleration=0.127E-07 +/- 0.664E-08 [rad/sec\*\*2]

SMM C/P 1988 DOY279 124 +/- 11 degrees

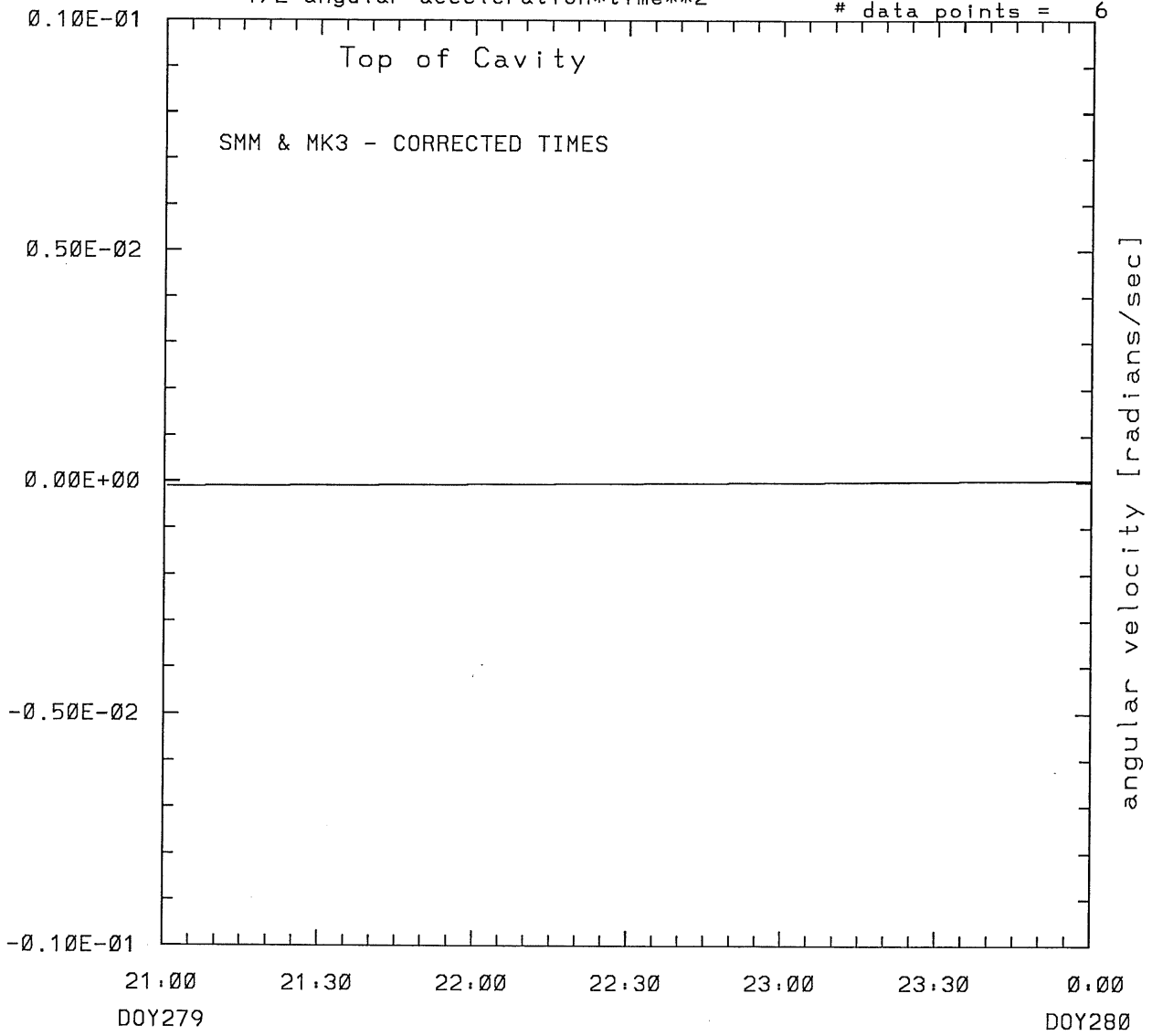


tstart=DOY279 20:25 from derivative=0  
Event begins at 1.54 Solar Radii  
radial acceleration=0.302E-01 km/sec\*\*2

SMM C/P 1988 DOY279 124 +/- 11 degrees

$$\text{angle} = \text{initial angle} + \text{angular velocity} * \text{time} + \frac{1}{2} \text{angular acceleration} * \text{time} ** 2$$

# data points = 6



angular acceleration =  $0.127E-07$  +/-  $0.664E-08$  [rad/sec\*\*2]

\*\*\*\*\*  
This is a 1 order run  
\*\*\*\*\*

\*\*\*\*\*  
INPUT:  
\*\*\*\*\*

year	day	time	radii	radius	angle	error in angle	error in angle	datatype
1988	279	21:26:30	1.85 +/- 0.10		135.0 +/- 0.5			SMM
1988	279	21:51:18	2.10 +/- 0.15		131.7 +/- 0.5			SMM
1988	279	21:59:32	2.18 +/- 0.15		125.0 +/- 0.5			SMM
1988	279	23: 0:25	3.59 +/- 0.20		118.8 +/- 1.0			SMM
1988	279	23:25:13	4.02 +/- 0.15		120.0 +/- 1.0			SMM
1988	279	23:33:27	4.33 +/- 0.25		118.4 +/- 1.0			SMM

\*\*\*\*\*  
Structure being measured:  
Top of Cavity  
\*\*\*\*\*

\*\*\*\*\*  
OUTPUT:  
\*\*\*\*\*

START TIME:

Event began at t = 0 + -0.124E+02 +/- 0.516E+00 [minutes]  
In more convenient units:  
Event began at DOY 279 20:48 +/- 0.516E+00 [minutes]

Origin defined at DOY279 21: 0

RADIAL INFORMATION:

RADIAL VELOCITY = 222. +/- 13. km/sec

The computed RADIAL coefficients and errors FROM NLLST2 are:

c(1) = 0.124E+01 +/- 0.952E-01 [solar radii]  
c(2) = 0.192E-01 +/- 0.111E-02 [radii/min]  
c(2) = 0.222E+03 +/- 0.129E+02 [km/sec]  
c(3) = 0.000E+00 +/- 0.000E+00 [radii/min\*\*2]  
c(3) = 0.000E+00 +/- 0.000E+00 [km/sec\*\*2]

The computed ERRORS in coefficients [BEVINGTON] are:

error in c(1)= 0.13114E+00 [radii] see Bevington pg. 114  
error in c(2)= 0.12502E-02 [radii/min] see Bevington pg. 114

ANGULAR INFORMATION:

ANGULAR VELOCITY = -0.3875E-04 +/- 0.8304E-05 [radians/sec]

The computed ANGULAR coefficients and errors FROM NLLST2 are:

a(1) = 137. +/- 2. [degrees]  
a(2) = -0.133E+00 +/- 0.285E-01 [degrees/min]  
a(2) = -0.388E-04 +/- 0.830E-05 [rad/sec]  
a(3) = 0.000E+00 +/- 0.000E+00 [degrees/min\*\*2]  
a(3) = 0.000E+00 +/- 0.000E+00 [rad/sec\*\*2]

The RADIAL velocity at 21:26 = 222. km/sec

The RADIAL velocity at 21:51 = 222. km/sec

The RADIAL velocity at 21:59 = 222. km/sec

The RADIAL velocity at 23: 0 = 222. km/sec

The RADIAL velocity at 23:25 = 222. km/sec

The RADIAL velocity at 23:33 = 222. km/sec

\*\*\*\*\*  
The following info is for estimating goodness of the fit  
\*\*\*\*\*

Fit is ok [ier=1]

Standard Deviation in the height = 1.09

Standard Deviation in start time measurement = 0.490E+02

Error in time = 0.15670E+02 using best fit method

See Taylor Error Analysis [Univ of Colorado] pg.78

Value of reduced Chi Squared returned from nllst2 = 0.171E-01

Reduced Chi Squared = 0.766E-01

Chi Squared = 0.306E+00

The probability for exceeding chi square = 0.999E+00

The correlation coefficient = 0.994E+00

The probability that no LINEAR correlation exists between the variables = 0.58111

SEE BEVINGTON "Data Reduction and Error Analysis" [1969]



\*\*\*\*\*  
This is a 2 order run  
\*\*\*\*\*

\*\*\*\*\*  
INPUT:  
\*\*\*\*\*

year	day	time	radii	radius	error in angle	error in angle	datatype
1988	279	21:26:30	1.85 +/- 0.10	135.0 +/- 0.5			SMM
1988	279	21:51:18	2.10 +/- 0.15	131.7 +/- 0.5			SMM
1988	279	21:59:32	2.18 +/- 0.15	125.0 +/- 0.5			SMM
1988	279	23: 0:25	3.59 +/- 0.20	118.8 +/- 1.0			SMM
1988	279	23:25:13	4.02 +/- 0.15	120.0 +/- 1.0			SMM
1988	279	23:33:27	4.33 +/- 0.25	118.4 +/- 1.0			SMM

\*\*\*\*\*  
Structure being measured:  
Top of Cavity  
\*\*\*\*\*

\*\*\*\*\*  
OUTPUT:  
\*\*\*\*\*

START TIME:

tstart=DOY279 20:25 from derivative = 0  
Event begins at 1.54 Solar Radii  
Origin defined at DOY279 21: 0

RADIAL INFORMATION:

RADIAL ACCELERATION = 0.302E-01 +/- 0.888E-02 km/sec\*\*2

The computed RADIAL coefficients and errors FROM NLLST2 are:

c(1) = 0.163E+01 +/- 0.128E+00 [solar radii]  
c(2) = 0.551E-02 +/- 0.406E-02 [radii/min]  
c(2) = 0.639E+02 +/- 0.472E+02 [km/sec]  
c(3) = 0.781E-04 +/- 0.230E-04 [radii/min\*\*2]  
c(3) = 0.302E-01 +/- 0.888E-02 [km/sec\*\*2]

The computed ERRORS in coefficients [BEVINGTON] are:

Approximate error in c(1) = 0.22177E+00 [radii] Bevington pg 154 (8-30)  
Exact error in c(1) = 0.29011E-01 [radii] Bevington pg 154 (8-28)  
Approximate error in c(2) = 0.61248E-02 [radii/min] Bevington pg 154 (8-30)  
Exact error in c(2) = 0.95991E-03 [radii/min] Bevington pg 154 (8-28)  
Approximate error in c(3) = 0.32783E-04 [radii/min\*\*2] Bevington pg 154 (8-30)  
Exact error in c(3) = 0.51254E-05 [radii/min\*\*2] Bevington pg 154 (8-28)

ANGULAR INFORMATION:

ANGULAR ACCELERATION= 0.1269E-07 +/- 0.6645E-08 [radians/sec\*\*2]

The computed ANGULAR coefficients and errors FROM NLLST2 are:

a(1) = 144. +/- 4. [degrees]  
a(2) = -0.366E+00 +/- 0.124E+00 [degrees/min]  
a(2) = -0.106E-03 +/- 0.360E-04 [rad/sec]  
a(3) = 0.131E-02 +/- 0.685E-03 [degrees/min\*\*2]  
a(3) = 0.127E-07 +/- 0.664E-08 [rad/sec\*\*2]

The RADIAL velocity at 21:26 = 112. km/sec

The RADIAL velocity at 21:51 = 157. km/sec

The RADIAL velocity at 21:59 = 172. km/sec

The RADIAL velocity at 23: 0 = 282. km/sec

The RADIAL velocity at 23:25 = 327. km/sec

The RADIAL velocity at 23:33 = 342. km/sec

\*\*\*\*\*  
The following info is for estimating goodness of the fit  
\*\*\*\*\*

Fit is ok [ier=1]

Standard Deviation in the height = 1.09

Standard Deviation in start time measurement = 0.490E+02

Value of reduced Chi Squared returned from nllst2 = 0.550E-02

Reduced Chi Squared = 0.450E-01

Chi Squared = 0.135E+00

The probability for exceeding chi square = 0.999E+00

For a second order fit 3 correlation coefficients are given:

(Using equation of motion:  $r = a + bt + at^2$ )

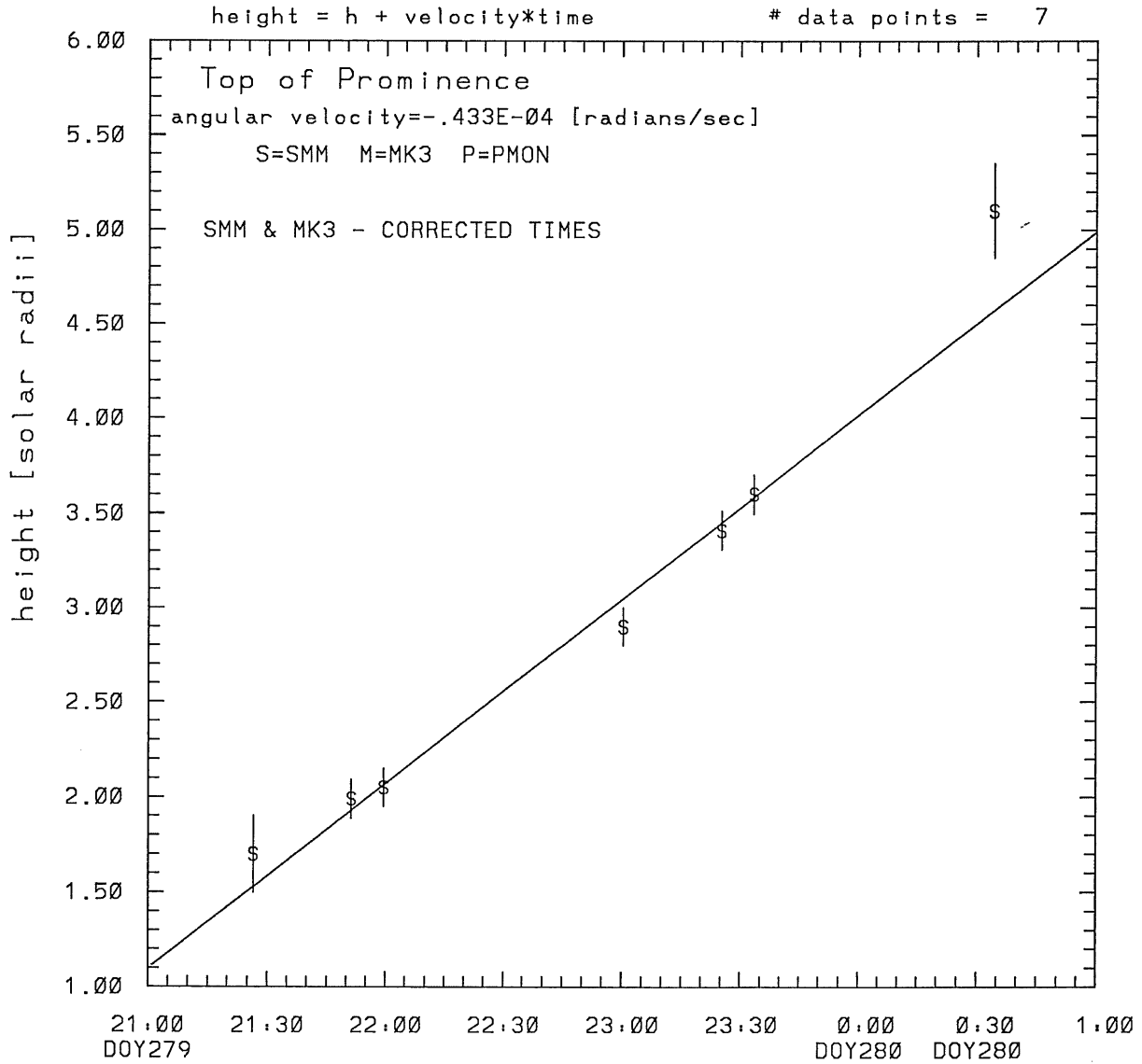
The correlation between the data and the term linear in time = 0.1070E+01

The correlation between the data and the time<sup>2</sup> term = 0.1009E+01

The correlation between the data and the complete equation of motion=0.9925E+00

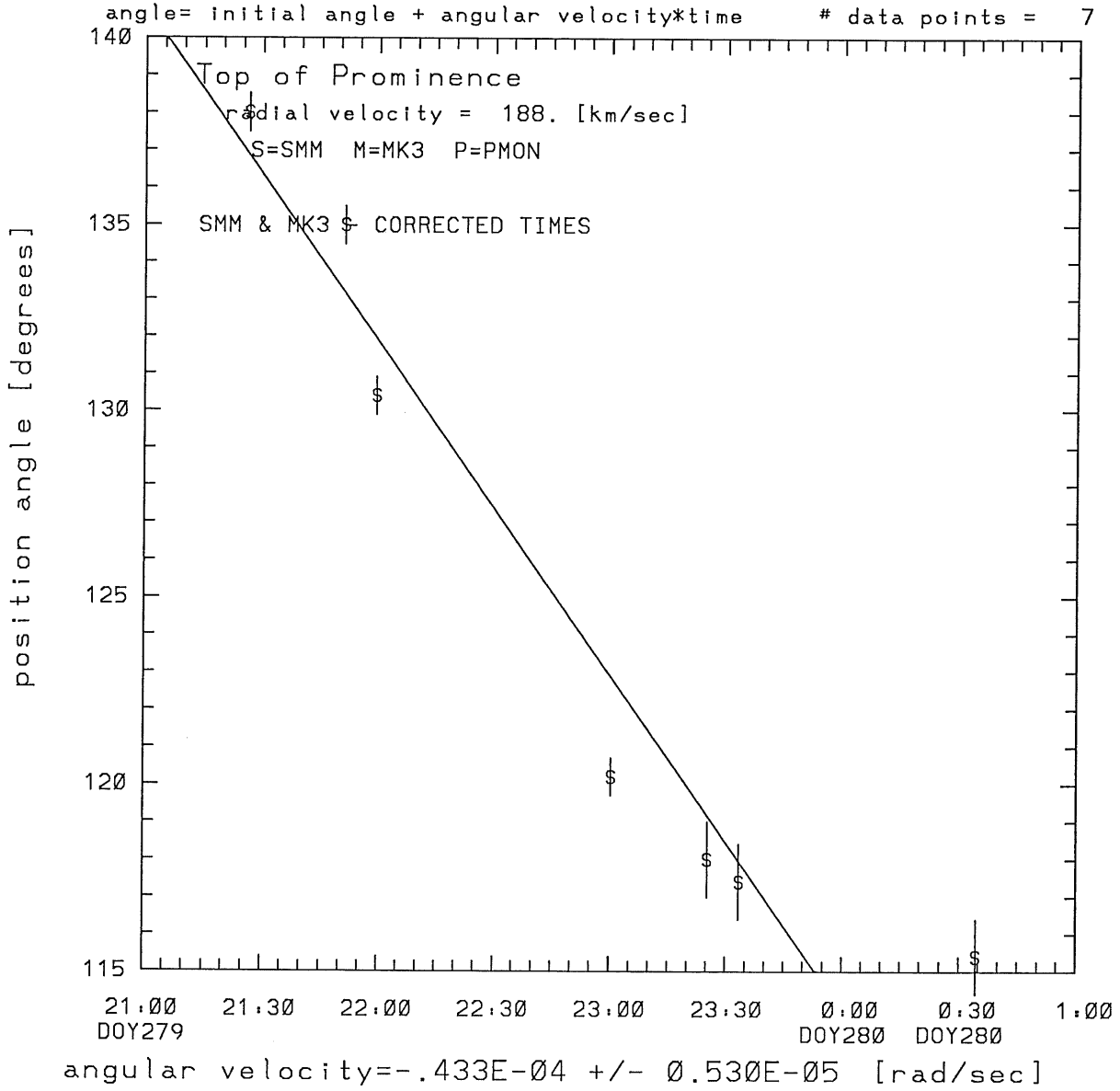
SEE BEVINGTON "Data Reduction and Error Analysis" [1969]

SMM C/P 1988 DOY279 124 +/- 14 degrees

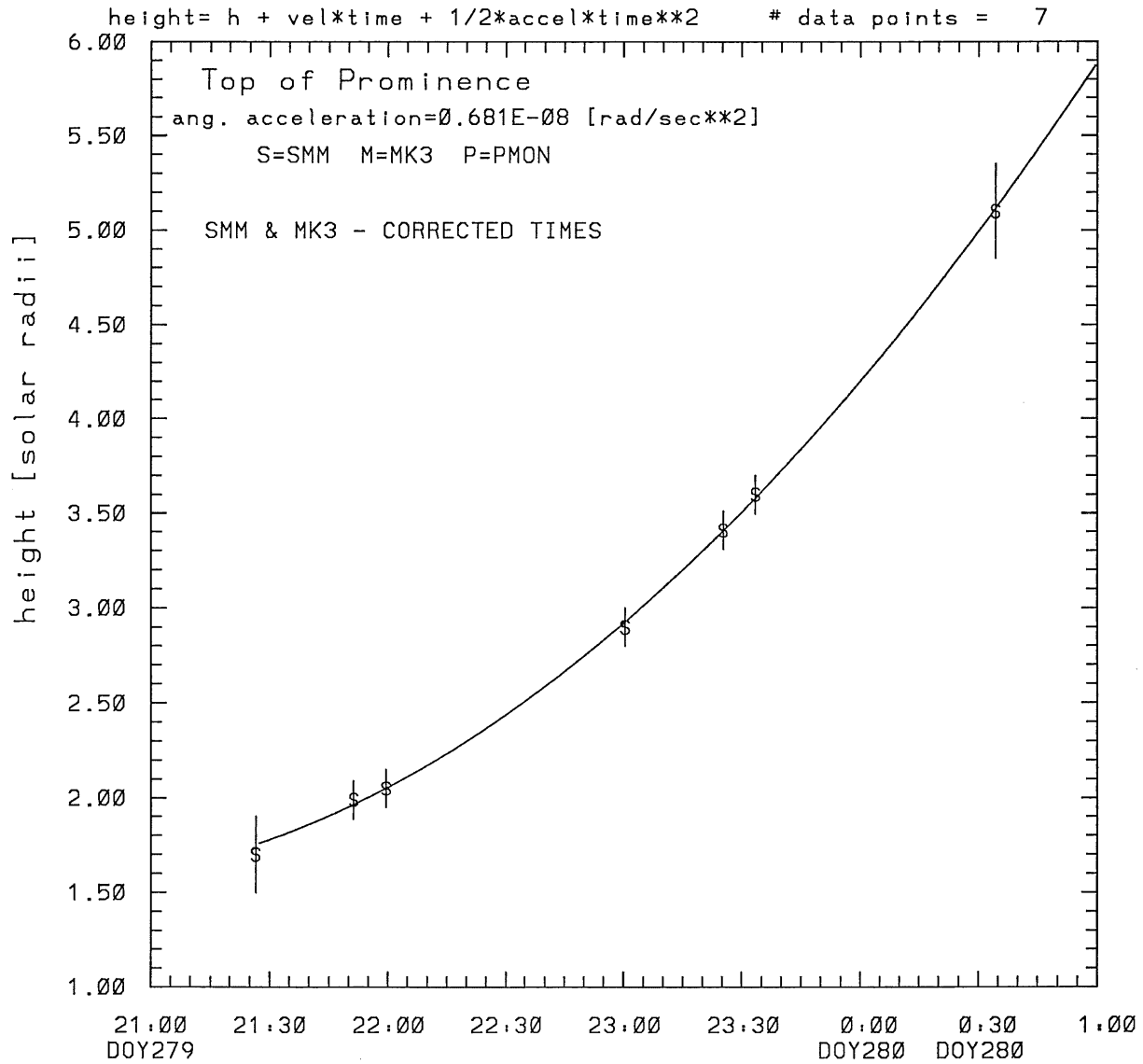


tstart=DOY279 20:54 +/- 0.1 [min.]  
radial velocity= 188. +/- 12. [km/sec]

SMM C/P 1988 DOY279 124 +/- 14 degrees



SMM C/P 1988 DOY279 124 +/- 14 degrees



tstart=DOY279 20:25 from derivative=0

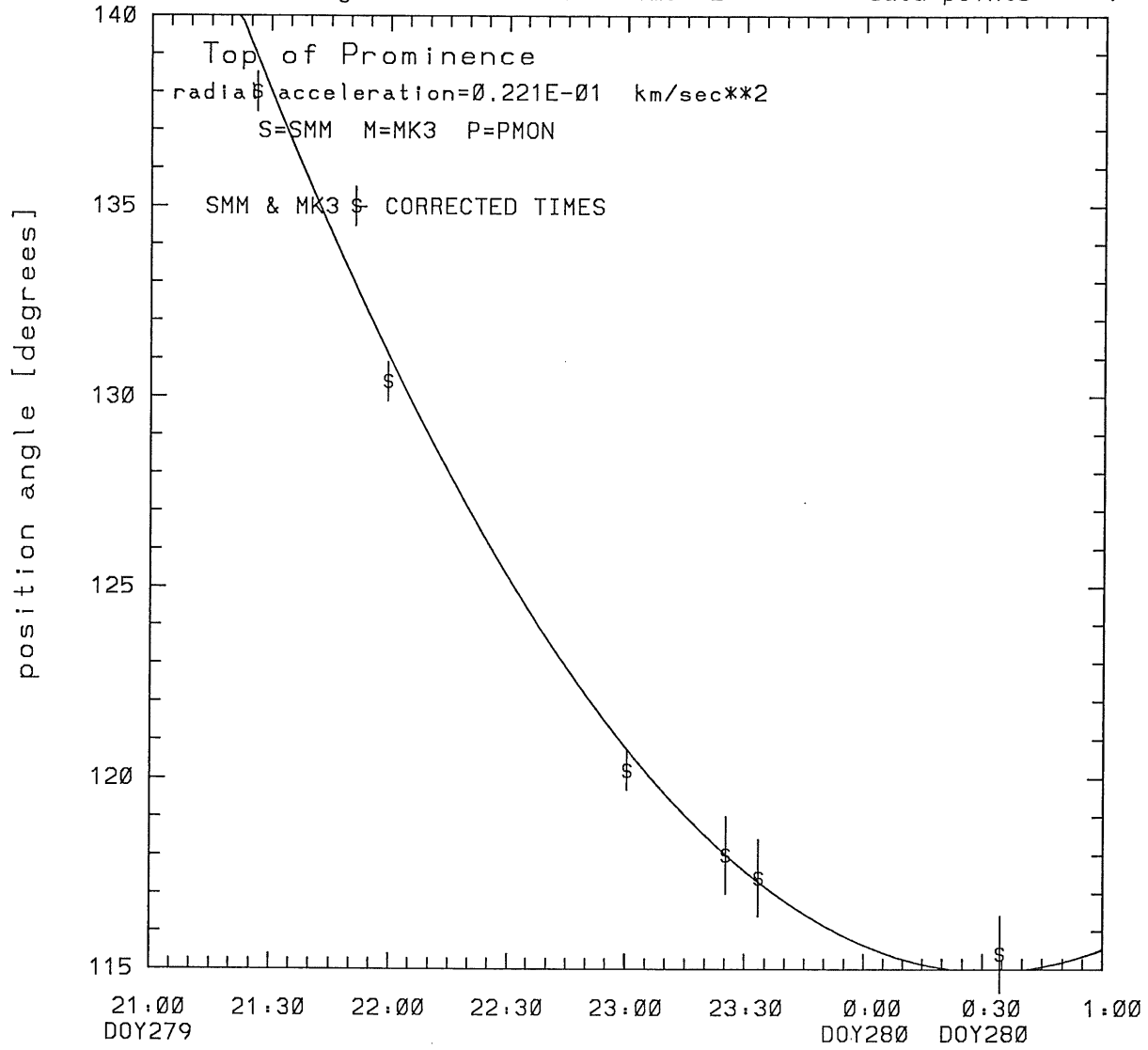
Event begins at 1.53 Solar Radii

radial acceleration =  $0.0221 \pm 0.0018$  [km/sec\*\*2]

SMM C/P 1988 DOY279 124 +/- 14 degrees

angle = initial angle + angular velocity\*time  
+ 1/2 angular acceleration\*time\*\*2

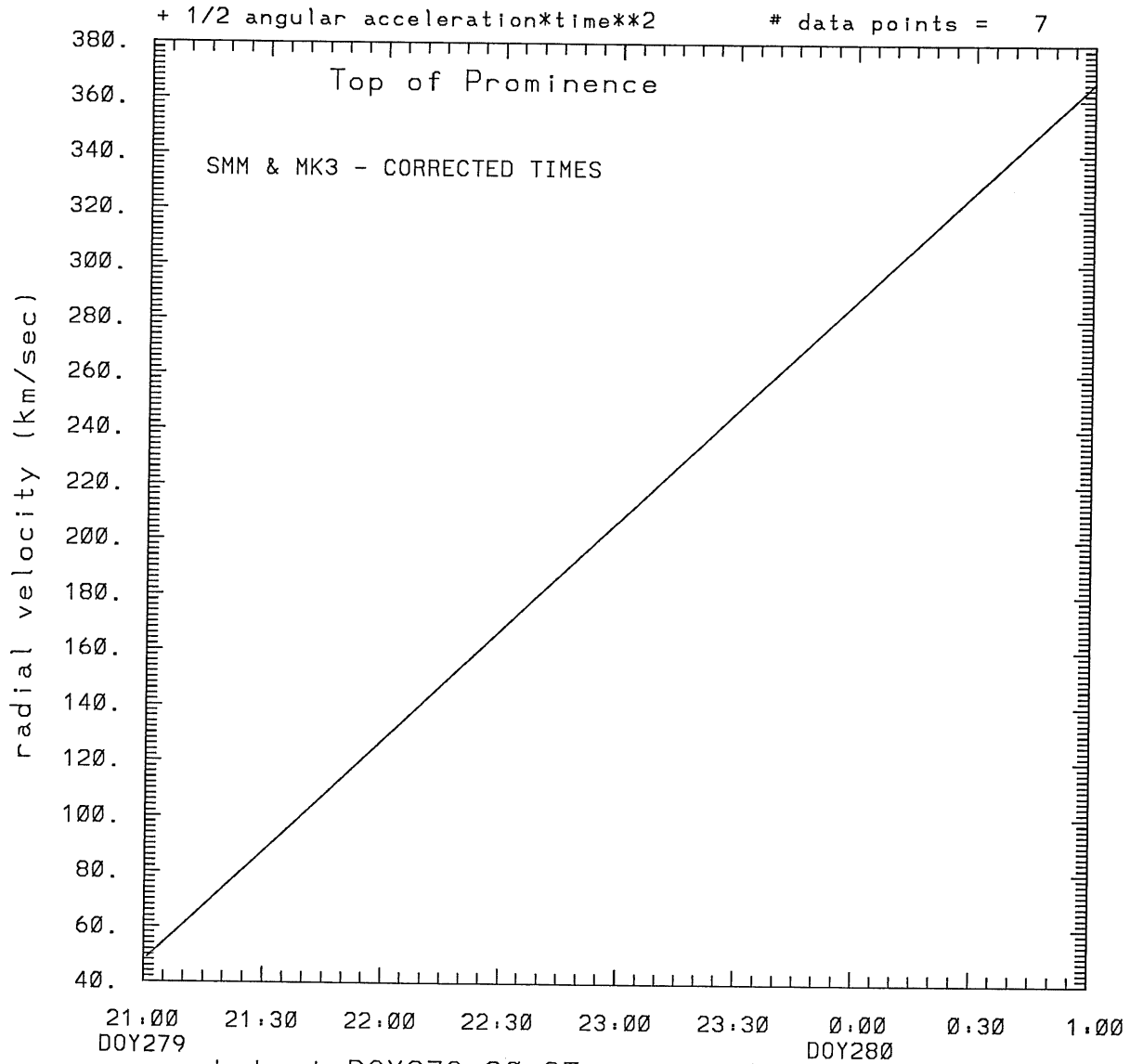
# data points = 7



Event begins at 1.53 Solar Radii

angular acceleration=0.681E-08 +/- 0.171E-08 [rad/sec\*\*2]

SMM C/P 1988 DOY279 124 +/- 14 degrees

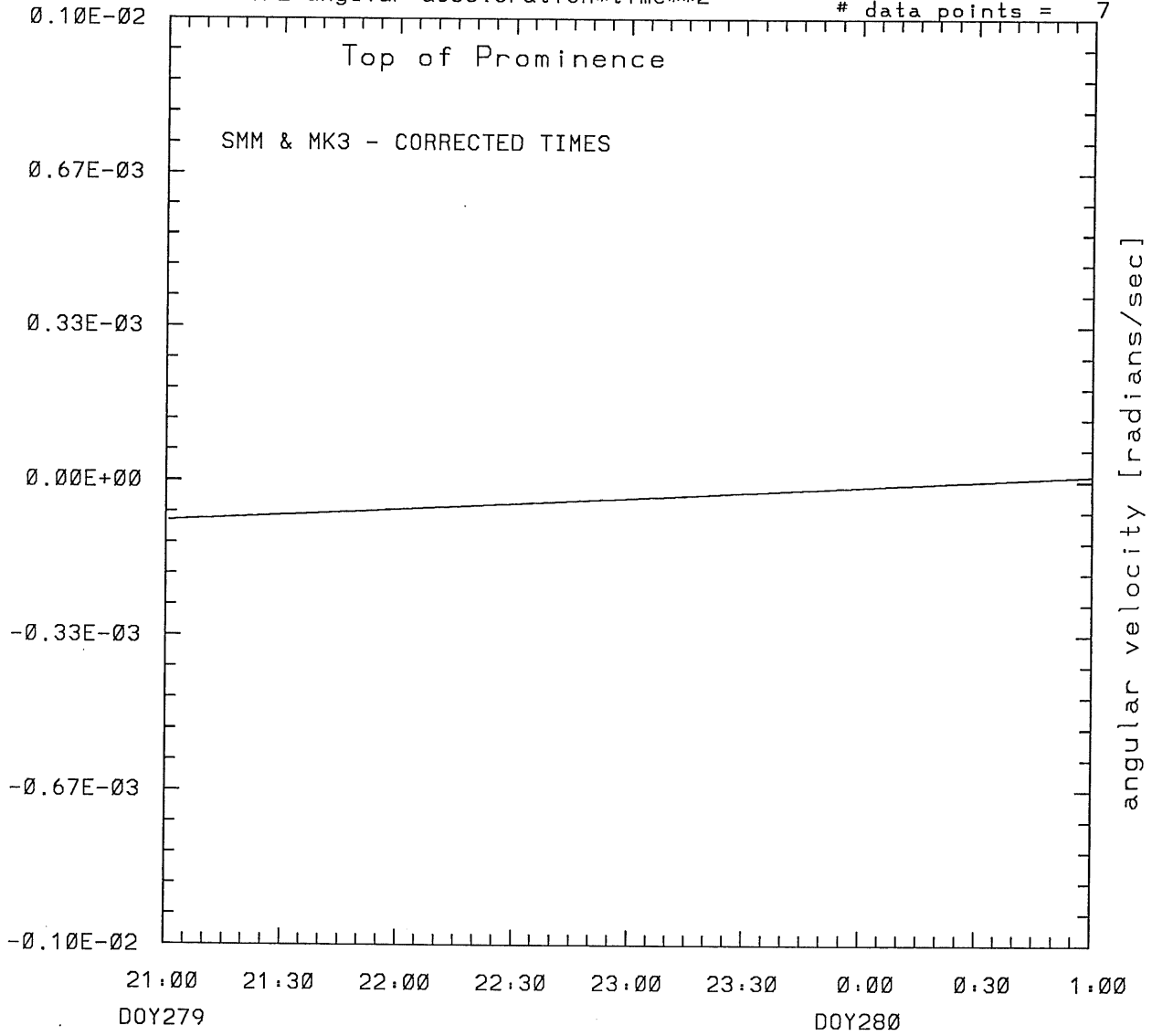


tstart=DOY279 20:25 from derivative=0  
Event begins at 1.53 Solar Radii  
radial acceleration=0.221E-01 km/sec\*\*2

SMM C/P 1988 DOY279 124 +/- 14 degrees

$$\text{angle} = \text{initial angle} + \text{angular velocity} * \text{time} + \frac{1}{2} \text{angular acceleration} * \text{time} ** 2$$

# data points = 7



angular acceleration =  $0.681E-08 \pm 0.171E-08$  [rad/sec\*\*2]



\*\*\*\*\*  
This is a 1 order run  
\*\*\*\*\*

\*\*\*\*\*  
INPUT:  
\*\*\*\*\*

year	day	time	radii	radius	error in angle	error in angle	datatype
1988	279	21:26:30	1.70 +/-	0.20	138.0 +/-	0.5	SMM
1988	279	21:51:18	1.99 +/-	0.10	135.0 +/-	0.5	SMM
1988	279	21:59:32	2.05 +/-	0.10	130.4 +/-	0.5	SMM
1988	279	23: 0:25	2.90 +/-	0.10	120.2 +/-	0.5	SMM
1988	279	23:25:13	3.41 +/-	0.10	118.0 +/-	1.0	SMM
1988	279	23:33:27	3.60 +/-	0.10	117.4 +/-	1.0	SMM
1988	280	0:34:20	5.10 +/-	0.25	115.4 +/-	1.0	SMM

\*\*\*\*\*  
Structure being measured:  
Top of Prominence  
\*\*\*\*\*

\*\*\*\*\*  
OUTPUT:  
\*\*\*\*\*

START TIME:

Event began at t = 0 + -0.607E+01 +/- 0.653E-01 [minutes]

In more convenient units:

Event began at DOY 279 20:54 +/- 0.653E-01 [minutes]

Origin defined at DOY279 21: 0

RADIAL INFORMATION:

RADIAL VELOCITY = 188. +/- 12. km/sec

The computed RADIAL coefficients and errors FROM NLLST2 are:

c(1) = 0.110E+01 +/- 0.120E+00 [solar radii]  
c(2) = 0.162E-01 +/- 0.103E-02 [radii/min]  
c(2) = 0.188E+03 +/- 0.119E+02 [km/sec]  
c(3) = 0.000E+00 +/- 0.000E+00 [radii/min\*\*2]  
c(3) = 0.000E+00 +/- 0.000E+00 [km/sec\*\*2]

The computed ERRORS in coefficients [BEVINGTON] are:

error in c(1)= 0.19965E+00 [radii] see Bevington pg. 114

error in c(2)= 0.15787E-02 [radii/min] see Bevington pg. 114

ANGULAR INFORMATION:

ANGULAR VELOCITY = -0.4334E-04 +/- 0.5301E-05[radians/sec]

The computed ANGULAR coefficients and errors FROM NLLST2 are:

a(1) = 141. +/- 2. [degrees]  
a(2) = -0.149E+00 +/- 0.182E-01 [degrees/min]  
a(2) = -0.433E-04 +/- 0.530E-05 [rad/sec]  
a(3) = 0.000E+00 +/- 0.000E+00 [degrees/min\*\*2]  
a(3) = 0.000E+00 +/- 0.000E+00 [rad/sec\*\*2]

The RADIAL velocity at 21:26 = 188. km/sec

The RADIAL velocity at 21:51 = 188. km/sec

The RADIAL velocity at 21:59 = 188. km/sec  
The RADIAL velocity at 23: 0 = 188. km/sec  
The RADIAL velocity at 23:25 = 188. km/sec  
The RADIAL velocity at 23:33 = 188. km/sec  
The RADIAL velocity at 0:34 = 188. km/sec

\*\*\*\*\*  
The following info is for estimating goodness of the fit  
\*\*\*\*\*

Fit is ok [ier=1]

Standard Deviation in the height = 1.19  
Standard Deviation in start time measurement = 0.622E+02  
Error in time = 0.35858E+02 using best fit method  
See Taylor Error Analysis [Univ of Colorado] pg.78

Value of reduced Chi Squared returned from nllst2 = 0.173E-01  
Reduced Chi Squared = 0.419E+00  
Chi Squared = 0.210E+01  
The probability for exceeding chi square = 0.100E+01

The correlation coefficient = 0.986E+00  
The probability that no LINEAR correlation exists between the variables = 0.4717)  
SEE BEVINGTON "Data Reduction and Error Analysis" [1969]

\*\*\*\*\*  
This is a 2 order run  
\*\*\*\*\*

\*\*\*\*\*  
INPUT:  
\*\*\*\*\*

year	doy	time	radii	radius	error in angle	error in angle	datatype
1988	279	21:26:30	1.70 +/-	0.20	138.0 +/-	0.5	SMM
1988	279	21:51:18	1.99 +/-	0.10	135.0 +/-	0.5	SMM
1988	279	21:59:32	2.05 +/-	0.10	130.4 +/-	0.5	SMM
1988	279	23: 0:25	2.90 +/-	0.10	120.2 +/-	0.5	SMM
1988	279	23:25:13	3.41 +/-	0.10	118.0 +/-	1.0	SMM
1988	279	23:33:27	3.60 +/-	0.10	117.4 +/-	1.0	SMM
1988	280	0:34:20	5.10 +/-	0.25	115.4 +/-	1.0	SMM

\*\*\*\*\*  
Structure being measured:  
Top of Prominence  
\*\*\*\*\*

\*\*\*\*\*  
OUTPUT:  
\*\*\*\*\*

START TIME:

tstart=DOY279 20:25 from derivative = 0  
Event begins at 1.53 Solar Radii  
Origin defined at DOY279 21: 0

RADIAL INFORMATION:

RADIAL ACCELERATION = 0.221E-01 +/- 0.177E-02 km/sec\*\*2

The computed RADIAL coefficients and errors FROM NLLST2 are:

c(1) = 0.160E+01 +/- 0.465E-01 [solar radii]  
c(2) = 0.411E-02 +/- 0.987E-03 [radii/min]  
c(2) = 0.477E+02 +/- 0.115E+02 [km/sec]  
c(3) = 0.572E-04 +/- 0.458E-05 [radii/min\*\*2]  
c(3) = 0.221E-01 +/- 0.177E-02 [km/sec\*\*2]

The computed ERRORS in coefficients [BEVINGTON] are:

Approximate error in c(1) = 0.45291E-01 [radii] Bevington pg 154 (8-30)  
Exact error in c(1) = 0.63904E-02 [radii] Bevington pg 154 (8-28)  
Approximate error in c(2) = 0.91240E-03 [radii/min] Bevington pg 154 (8-30)  
Exact error in c(2) = 0.14704E-03 [radii/min] Bevington pg 154 (8-28)  
Approximate error in c(3) = 0.38150E-05 [radii/min\*\*2] Bevington pg 154 (8-30)  
Exact error in c(3) = 0.69459E-06 [radii/min\*\*2] Bevington pg 154 (8-28)

ANGULAR INFORMATION:

ANGULAR ACCELERATION= 0.6807E-08 +/- 0.1710E-08[radians/sec\*\*2]

The computed ANGULAR coefficients and errors FROM NLLST2 are:

a(1) = 146. +/- 2. [degrees]  
a(2) = -0.297E+00 +/- 0.384E-01 [degrees/min]  
a(2) = -0.863E-04 +/- 0.112E-04 [rad/sec]  
a(3) = 0.702E-03 +/- 0.176E-03 [degrees/min\*\*2]  
a(3) = 0.681E-08 +/- 0.171E-08 [rad/sec\*\*2]

The RADIAL velocity at 21:26 = 83. km/sec  
The RADIAL velocity at 21:51 = 116. km/sec  
The RADIAL velocity at 21:59 = 127. km/sec  
The RADIAL velocity at 23: 0 = 208. km/sec  
The RADIAL velocity at 23:25 = 241. km/sec  
The RADIAL velocity at 23:33 = 251. km/sec  
The RADIAL velocity at 0:34 = 332. km/sec

\*\*\*\*\*  
The following info is for estimating goodness of the fit  
\*\*\*\*\*

Fit is ok [ier=1]

Standard Deviation in the height = 1.19  
Standard Deviation in start time measurement = 0.622E+02  
Value of reduced Chi Squared returned from nllst2 = 0.644E-03  
Reduced Chi Squared = 0.266E-02  
Chi Squared = 0.106E-01  
The probability for exceeding chi square = 0.100E+01

For a second order fit 3 correlation coefficients are given:

(Using equation of motion:  $r = a + bt + at^2$ )  
The correlation between the data and the term linear in time = 0.7665E+00  
The correlation between the data and the time\*\*2 term = 0.7182E+00  
The correlation between the data and the complete equation of motion=0.1001E+01  
SEE BEVINGTON "Data Reduction and Error Analysis" [1969]