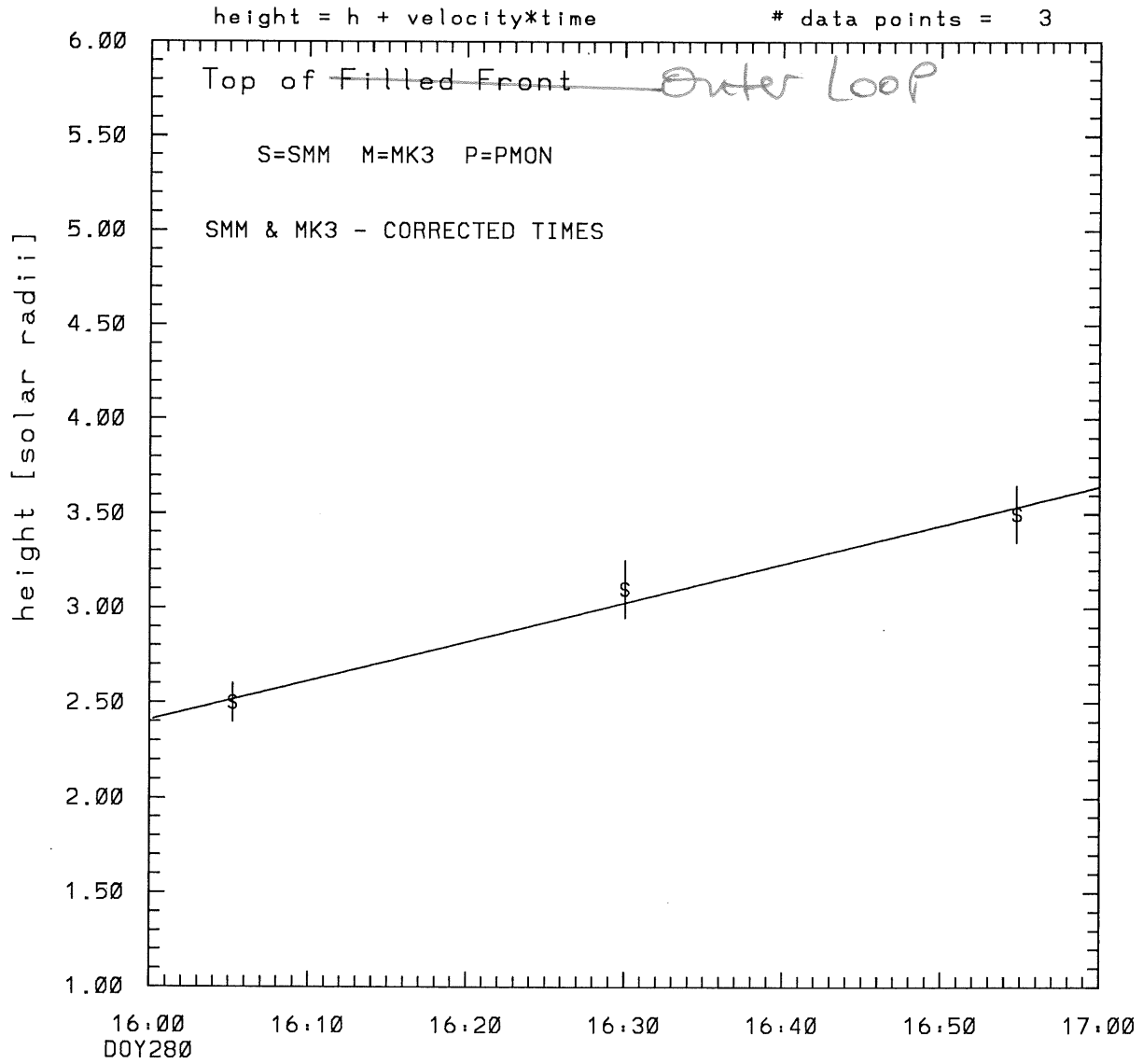
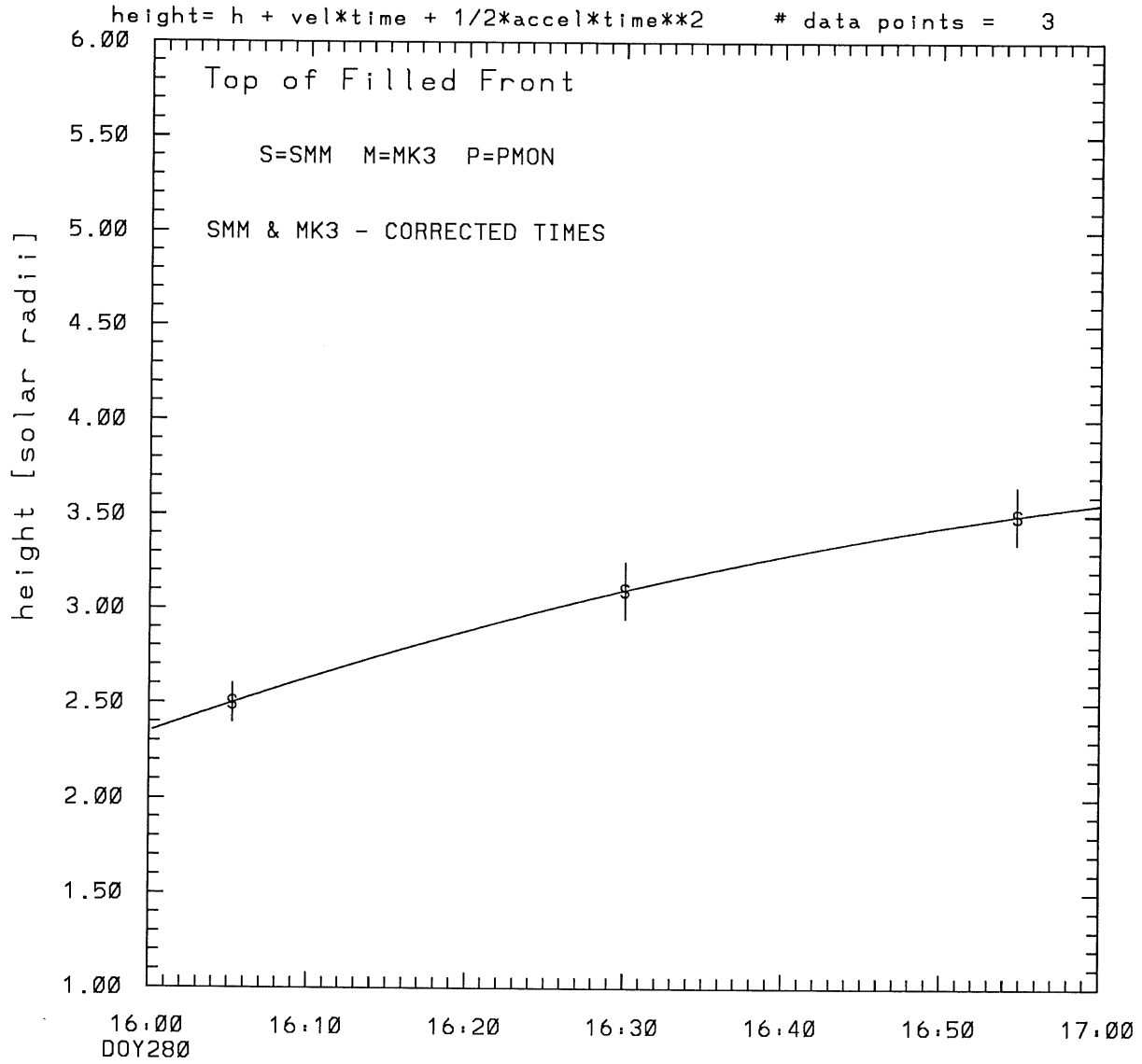


SMM C/P 1988 DOY280 290 +/- 0 degrees



tstart=DOY280 14:52 +/- 2.7 [min.]
radial velocity= 239. +/- 17. [km/sec]

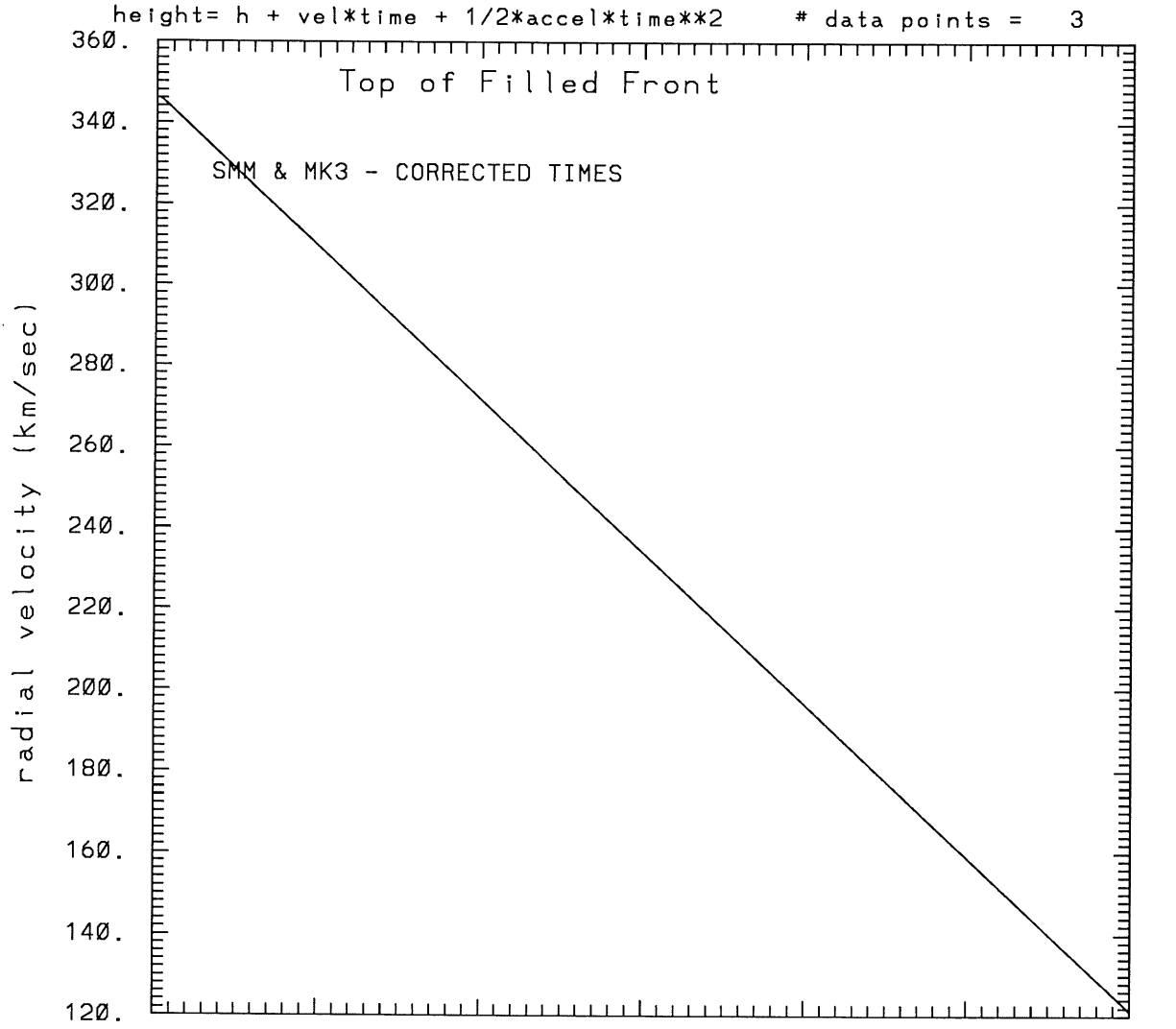
SMM C/P 1988 DOY280 290 +/- 0 degrees



tstart=DOY280 15.23 +/- 0.0 [min.]

radial acceleration = $-0.0627 +/- 0.0000$ [km/sec**2]

SMM C/P 1988 DOY280 290 +/- 0 degrees



DOY280

tstart=DOY280 15:23 +/- 0.0 [min.]

radial acceleration=-.627E-01 km/sec**2

This is a 1 order run

INPUT:

year	day	time	radii	error in radius	angle	error in angle	datatype
1988	280	16: 5:14	2.50	+/- 0.10	290.0	+/- 0.5	SMM
1988	280	16:30: 2	3.10	+/- 0.15	290.0	+/- 1.0	SMM
1988	280	16:54:47	3.50	+/- 0.15	290.0	+/- 1.0	SMM

Structure being measured:

Top of-Filled Front

Outer Loop

OUTPUT:

START TIME:

Event began at $t = 0 + -0.684E+02 +/- 0.269E+01$ [minutes]

In more convenient units:

Event began at DOY 280 14:52 +/- 0.269E+01 [minutes]

Origin defined at DOY280 16: 0

RADIAL INFORMATION:

RADIAL VELOCITY = 239. +/- 17. km/sec

The computed RADIAL coefficients and errors FROM NLLST2 are:

$c(1) = 0.241E+01 +/- 0.438E-01$ [solar radii]
 $c(2) = 0.206E-01 +/- 0.143E-02$ [radii/min]
 $c(2) = 0.239E+03 +/- 0.166E+02$ [km/sec]
 $c(3) = 0.000E+00 +/- 0.000E+00$ [radii/min**2]
 $c(3) = 0.000E+00 +/- 0.000E+00$ [km/sec**2]

The computed ERRORS in coefficients [BEVINGTON] are:

error in $c(1) = 0.86079E-01$ [radii] see Bevington pg. 114

error in $c(2) = 0.23781E-02$ [radii/min] see Bevington pg. 114

ANGULAR INFORMATION:

ANGULAR VELOCITY = 0.0000E+00 +/- 0.0000E+00[radians/sec]

The computed ANGULAR coefficients and errors FROM NLLST2 are:

a(1) = 290. +/- 0. [degrees]
a(2) = 0.000E+00 +/- 0.000E+00 [degrees/min]
a(2) = 0.000E+00 +/- 0.000E+00 [rad/sec]
a(3) = 0.000E+00 +/- 0.000E+00 [degrees/min**2]
a(3) = 0.000E+00 +/- 0.000E+00 [rad/sec**2]

THE TANGENTIAL AND TOTAL VELOCITIES AT EACH DATA POINT ARE:

The TANGENTIAL velocity at 16: 5 = 0. km/sec

The TOTAL velocity at 16: 5 = 239. km/sec

The TANGENTIAL velocity at 16:30 = 0. km/sec

The TOTAL velocity at 16:30 = 239. km/sec

The TANGENTIAL velocity at 16:54 = 0. km/sec

The TOTAL velocity at 16:54 = 239. km/sec

The following info is for estimating goodness of the fit

Fit is ok [ier=1]

Standard Deviation in the height = 0.50

Standard Deviation in start time measurement = 0.202E+02

Error in time = 0.40462E+01 using best fit method

See Taylor Error Analysis [Univ of Colorado] pg.78

Value of reduced Chi Squared returned from nllst2 = 0.257E-02

Reduced Chi Squared = 0.150E-01

Chi Squared = 0.150E-01

The probability for exceeding chi square = 0.960E+00

The correlation coefficient = 0.993E+00

The probability that no LINEAR correlation exists between the variables = 0.7281E-01

SEE BEVINGTON "Data Reduction and Error Analysis" [1969]

This is a 2 order run

INPUT:

year	day	time	radii	error in radius	angle	error in angle	datatype
1988	280	16: 5:14	2.50	+/- 0.10	290.0	+/- 0.5	SMM
1988	280	16:30: 2	3.10	+/- 0.15	290.0	+/- 1.0	SMM
1988	280	16:54:47	3.50	+/- 0.15	290.0	+/- 1.0	SMM

Structure being measured:

Top of Filled Front

OUTPUT:

START TIME:

Event began at $t = 0 + -0.375E+02 +/- 0.000E+00$ [minutes]

In more convenient units:

Event began at DOY 280 15:23 +/- 0.000E+00 [minutes]

Origin defined at DOY280 16: 0

RADIAL INFORMATION:

RADIAL ACCELERATION = $-0.627E-01 +/- 0.361E-06$ km/sec**2

The computed RADIAL coefficients and errors FROM NLLST2 are:

c(1) = $0.235E+01 +/- 0.499E-06$ [solar radii]
c(2) = $0.299E-01 +/- 0.550E-07$ [radii/min]
c(2) = $0.347E+03 +/- 0.638E-03$ [km/sec]
c(3) = $-0.162E-03 +/- 0.934E-09$ [radii/min**2]
c(3) = $-0.627E-01 +/- 0.361E-06$ [km/sec**2]

ANGULAR INFORMATION:

ANGULAR ACCELERATION= $0.0000E+00 +/- 0.0000E+00$ [radians/sec**2]

The computed ANGULAR coefficients and errors FROM NLLST2 are:

a(1) = $290. +/- 0.$ [degrees]
a(2) = $0.000E+00 +/- 0.000E+00$ [degrees/min]
a(2) = $0.000E+00 +/- 0.000E+00$ [rad/sec]
a(3) = $0.000E+00 +/- 0.000E+00$ [degrees/min**2]

$$a(3) = 0.000E+00 \pm 0.000E+00 \text{ [rad/sec**2]}$$

THE TANGENTIAL AND TOTAL VELOCITIES AT EACH DATA POINT ARE:

The TANGENTIAL velocity at 16: 5 = 0. km/sec

The TOTAL velocity at 16: 5 = 327. km/sec

The TANGENTIAL velocity at 16:30 = 0. km/sec

The TOTAL velocity at 16:30 = 234. km/sec

The TANGENTIAL velocity at 16:54 = 0. km/sec

The TOTAL velocity at 16:54 = 141. km/sec

The following info is for estimating goodness of the fit

Number data points = number of coefficients. No error analysis is possible.

Correlation coefficient is not computable!