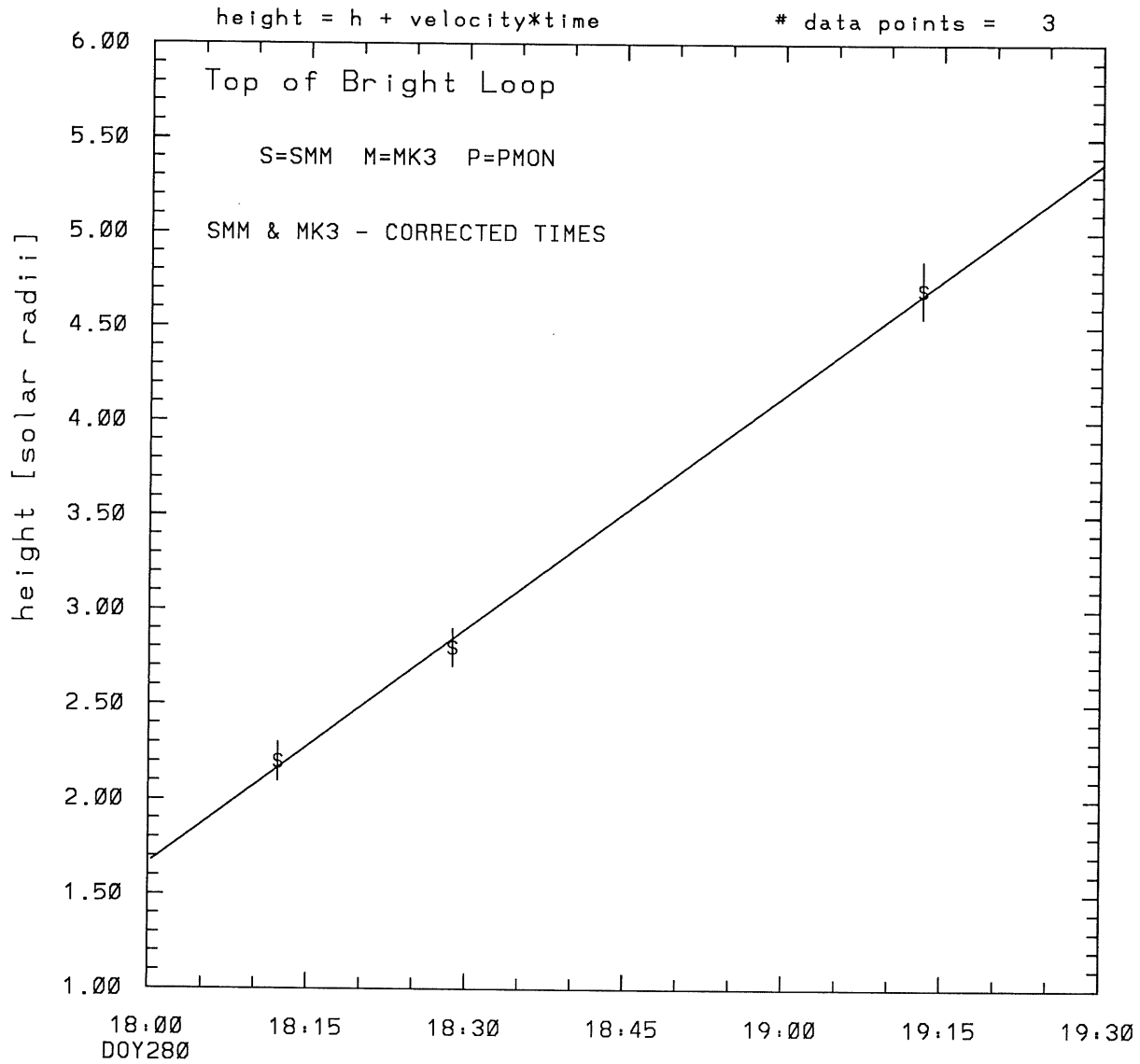
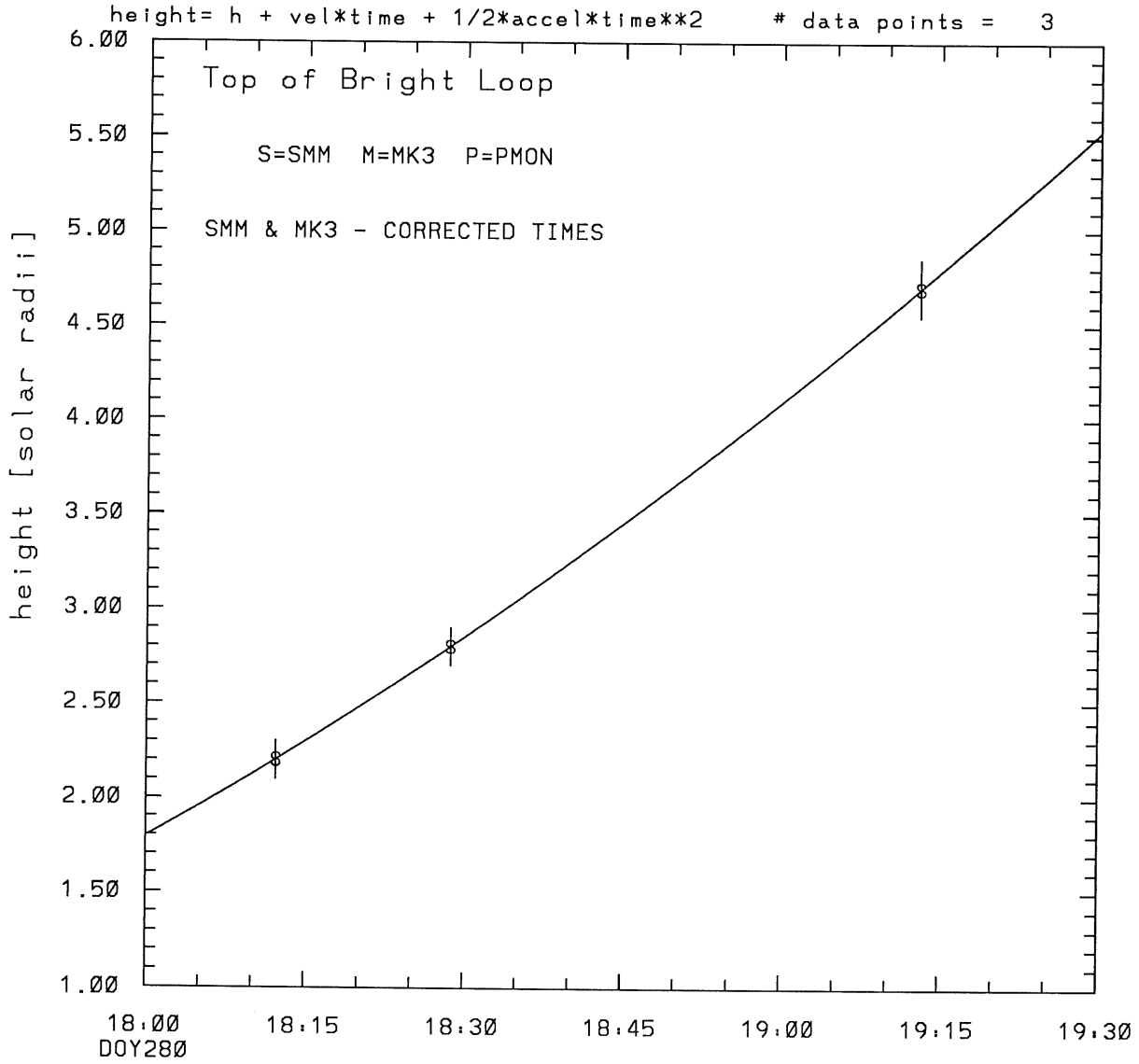


SMM C/P 1988 DOY280 240 +/- 0 degrees



tstart=DOY280 17:44 +/- 0.4 [min.]
radial velocity= 478. +/- 14. [km/sec]

SMM C/P 1988 DOY280 240 +/- 0 degrees

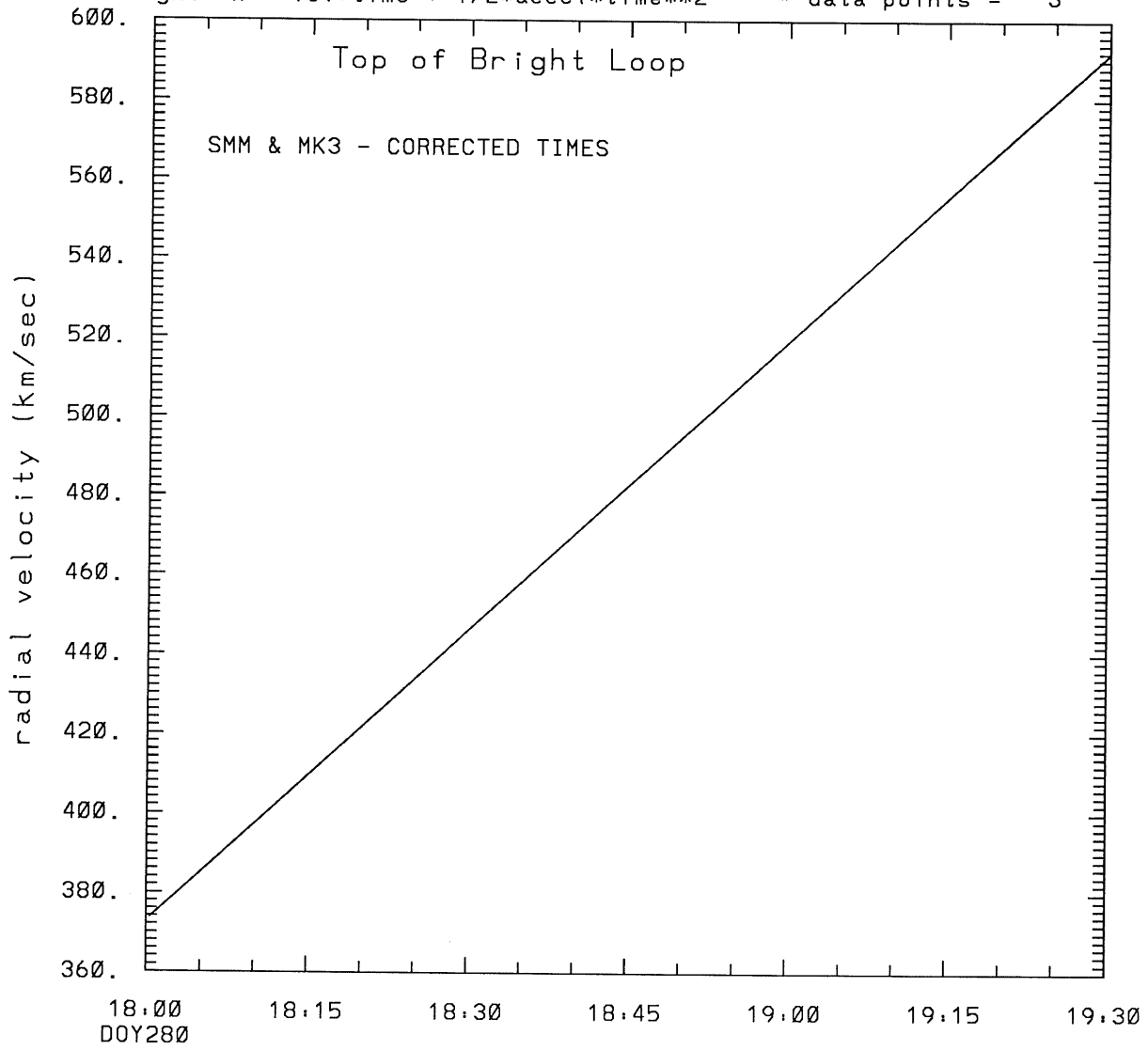


tstart=DOY280 17:35 +/- 0.0 [min.]

radial acceleration = 0.0406 +/- 0.0000 [km/sec**2]

SMM C/P 1988 DOY280 240 +/- 0 degrees

height= $h + vel*time + 1/2*accel*time**2$ # data points = 3



tstart=DOY280 17:35 +/- 0.0 [min.]

radial acceleration=0.406E-01 km/sec**2

This is a 1 order run

INPUT:

year	doy	time	error in radii	error in radius	error in angle	error in angle	datatype
1988	280	18:12:14	2.20 +/- 0.10		240.0 +/- 0.5		SMM
1988	280	18:28:42	2.80 +/- 0.10		240.0 +/- 0.5		SMM
1988	280	19:13: 4	4.70 +/- 0.15		240.0 +/- 1.0		SMM

Structure being measured:

Top of Bright Loop

OUTPUT:

START TIME:

Event began at $t = 0 + -0.161E+02 +/- 0.438E+00$ [minutes]

In more convenient units:

Event began at DOY 280 17:44 +/- 0.438E+00 [minutes]

Origin defined at DOY280 18: 0

RADIAL INFORMATION:

RADIAL VELOCITY = 478. +/- 14. km/sec

The computed RADIAL coefficients and errors FROM NLLST2 are:

c(1) = 0.166E+01 +/- 0.456E-01 [solar radii]
c(2) = 0.412E-01 +/- 0.123E-02 [radii/min]
c(2) = 0.478E+03 +/- 0.143E+02 [km/sec]
c(3) = 0.000E+00 +/- 0.000E+00 [radii/min**2]
c(3) = 0.000E+00 +/- 0.000E+00 [km/sec**2]

The computed ERRORS in coefficients [BEVINGTON] are:

error in c(1)= 0.64288E-01 [radii] see Bevington pg. 114

error in c(2)= 0.14015E-02 [radii/min] see Bevington pg. 114

ANGULAR INFORMATION:

ANGULAR VELOCITY = 0.0000E+00 +/- 0.0000E+00[radians/sec]

The computed ANGULAR coefficients and errors FROM NLLST2 are:

a(1) = 240. +/- 0. [degrees]
a(2) = 0.000E+00 +/- 0.000E+00 [degrees/min]
a(2) = 0.000E+00 +/- 0.000E+00 [rad/sec]
a(3) = 0.000E+00 +/- 0.000E+00 [degrees/min**2]
a(3) = 0.000E+00 +/- 0.000E+00 [rad/sec**2]

THE TANGENTIAL AND TOTAL VELOCITIES AT EACH DATA POINT ARE:

The TANGENTIAL velocity at 18:12 = 0. km/sec

The TOTAL velocity at 18:12 = 478. km/sec

The TANGENTIAL velocity at 18:28 = 0. km/sec

The TOTAL velocity at 18:28 = 478. km/sec

The TANGENTIAL velocity at 19:13 = 0. km/sec

The TOTAL velocity at 19:13 = 478. km/sec

The following info is for estimating goodness of the fit

Fit is ok [ier=1]

Standard Deviation in the height = 1.31

Standard Deviation in start time measurement = 0.257E+02

Error in time = 0.15143E+01 using best fit method

See Taylor Error Analysis [Univ of Colorado] pg.78

Value of reduced Chi Squared returned from nllst2 = 0.213E-02

Reduced Chi Squared = 0.745E-02

Chi Squared = 0.745E-02

The probability for exceeding chi square = 0.963E+00

The correlation coefficient = 0.999E+00

The probability that no LINEAR correlation exists between the variables = 0.2088E-01

SEE BEVINGTON "Data Reduction and Error Analysis" [1969]

This is a 2 order run

INPUT:

year	day	time	error in radii	error in radius	error in angle	error in angle	datatype
1988	280	18:12:14	2.20 +/- 0.10	240.0 +/- 0.5			SMM
1988	280	18:28:42	2.80 +/- 0.10	240.0 +/- 0.5			SMM
1988	280	19:13: 4	4.70 +/- 0.15	240.0 +/- 1.0			SMM

Structure being measured:
Top of Bright Loop

OUTPUT:

START TIME:

Event began at $t = 0 + -0.270E+02 +/- 0.000E+00$ [minutes]
In more convenient units:
Event began at DOY 280 17:35 +/- 0.000E+00 [minutes]

Origin defined at DOY280 18: 0

RADIAL INFORMATION:

RADIAL ACCELERATION = $0.406E-01 +/- 0.148E-06$ km/sec**2

The computed RADIAL coefficients and errors FROM NLLST2 are:

c(1) = $0.179E+01 +/- 0.524E-06$ [solar radii]
c(2) = $0.321E-01 +/- 0.337E-07$ [radii/min]
c(2) = $0.373E+03 +/- 0.391E-03$ [km/sec]
c(3) = $0.105E-03 +/- 0.384E-09$ [radii/min**2]
c(3) = $0.406E-01 +/- 0.148E-06$ [km/sec**2]

ANGULAR INFORMATION:

ANGULAR ACCELERATION= $0.0000E+00 +/- 0.0000E+00$ [radians/sec**2]

The computed ANGULAR coefficients and errors FROM NLLST2 are:

a(1) = 240. +/- 0. [degrees]
a(2) = $0.000E+00 +/- 0.000E+00$ [degrees/min]
a(2) = $0.000E+00 +/- 0.000E+00$ [rad/sec]
a(3) = $0.000E+00 +/- 0.000E+00$ [degrees/min**2]

$$a(3) = 0.000E+00 \pm 0.000E+00 \text{ [rad/sec**2]}$$

THE TANGENTIAL AND TOTAL VELOCITIES AT EACH DATA POINT ARE:

The TANGENTIAL velocity at 18:12 = 0. km/sec

The TOTAL velocity at 18:12 = 403. km/sec

The TANGENTIAL velocity at 18:28 = 0. km/sec

The TOTAL velocity at 18:28 = 443. km/sec

The TANGENTIAL velocity at 19:13 = 0. km/sec

The TOTAL velocity at 19:13 = 551. km/sec

The following info is for estimating goodness of the fit

Number data points = number of coefficients. No error analysis is possible.

Correlation coefficient is not computable!