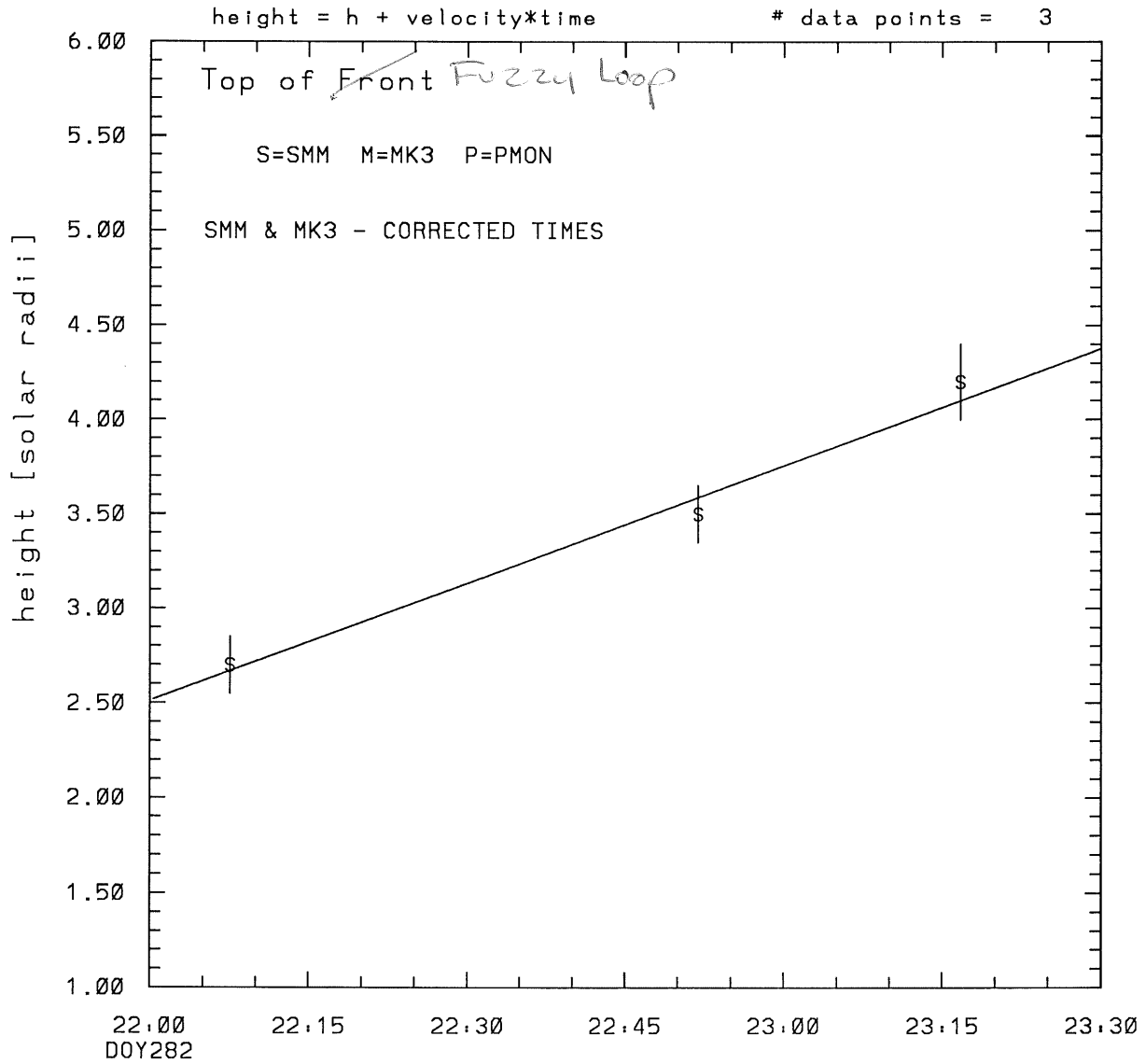
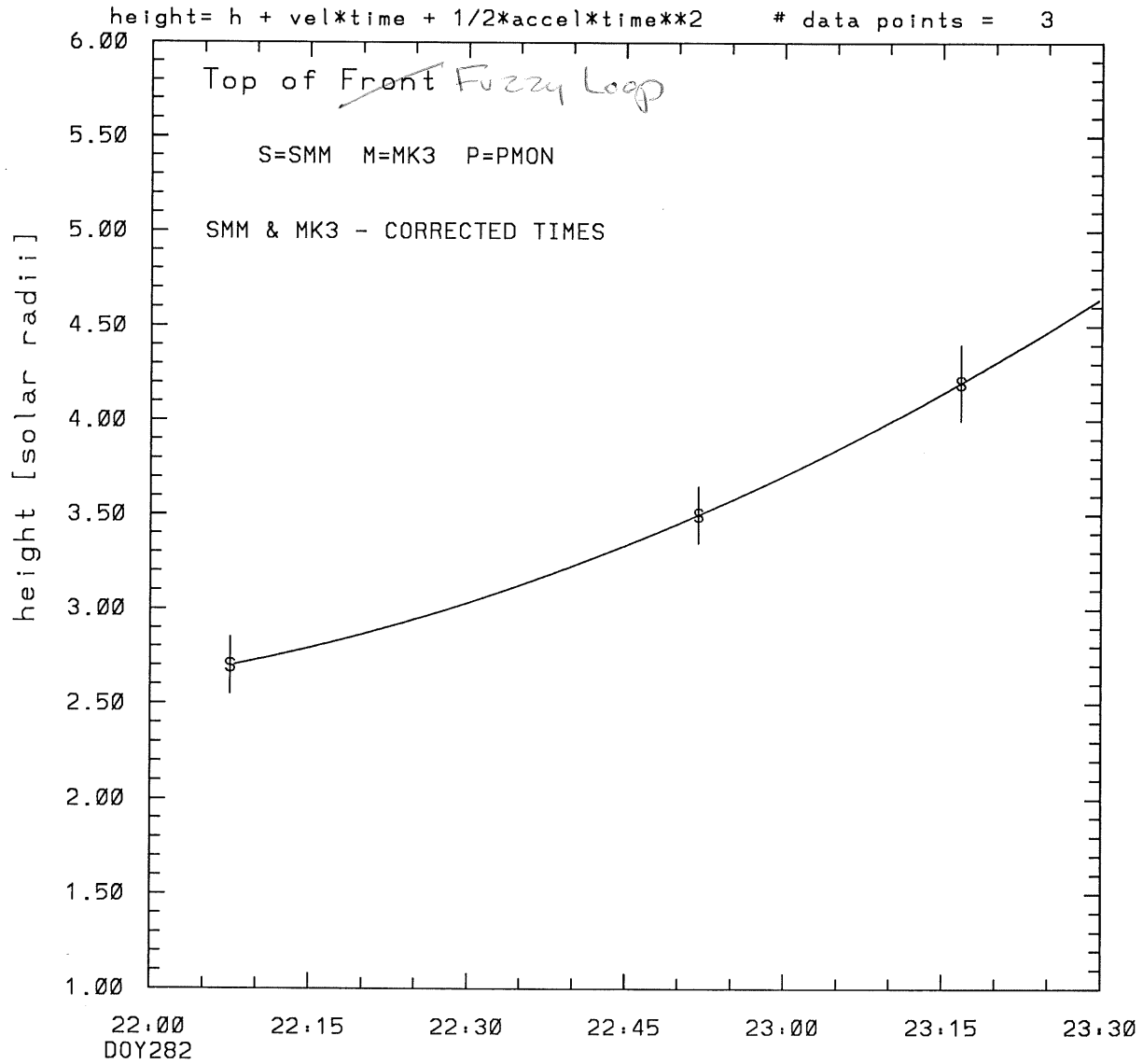


SMM C/P 1988 DOY282 235 +/- 0 degrees



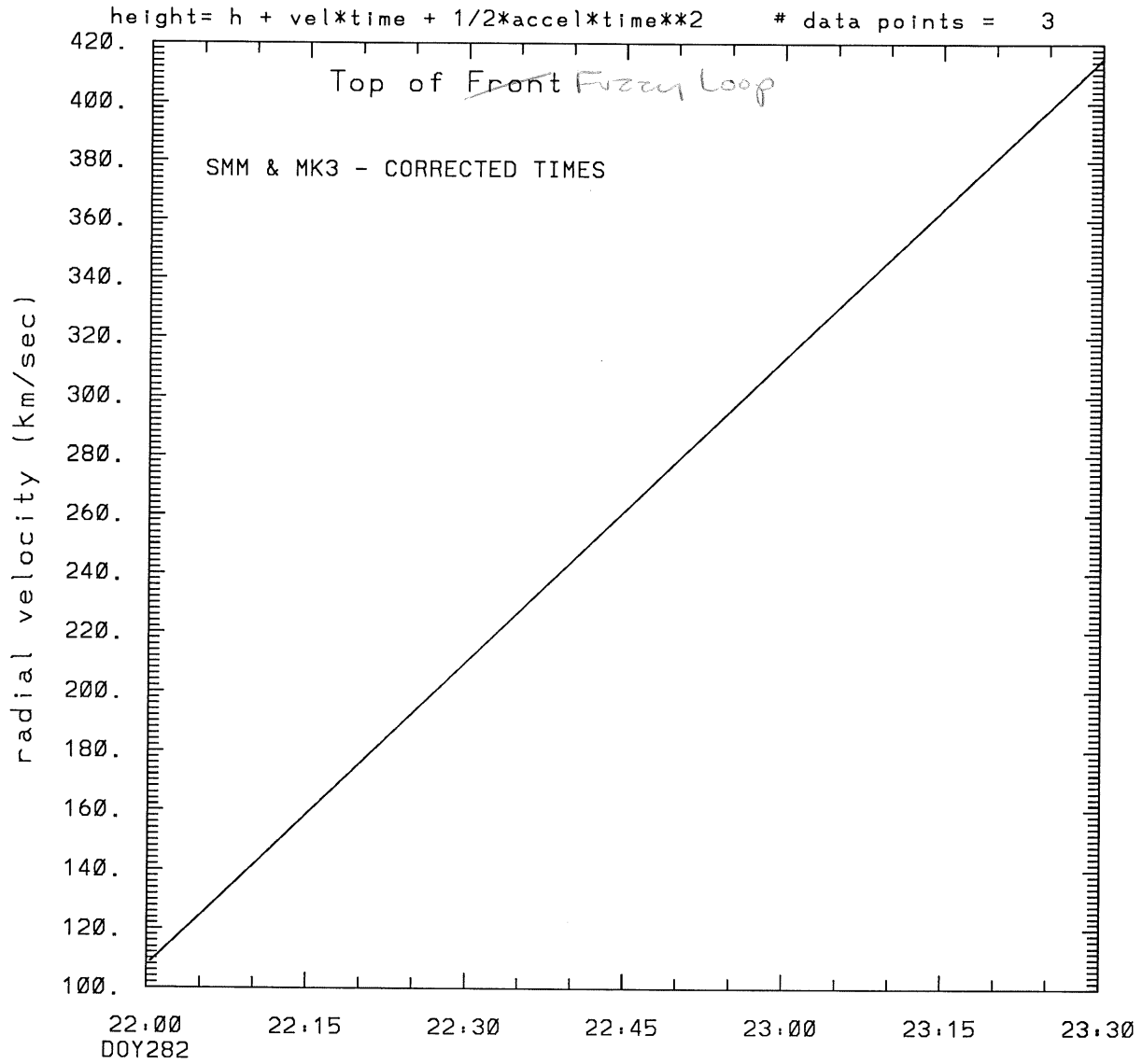
tstart=DOY282 20:47 +/- 4.6 [min.]  
radial velocity= 240. +/- 22. [km/sec]

SMM C/P 1988 DOY282 235 +/- 0 degrees



tstart=DOY282 21:29 from derivative=0  
Event begins at 2.48 Solar Radii  
radial acceleration = 0.0570 +/- 0.0000 [km/sec\*\*2]

SMM C/P 1988 DOY282 235 +/- 0 degrees



tstart=DOY282 21:29 from derivative=0  
Event begins at 2.48 Solar Radii  
radial acceleration= $0.570E-01$  km/sec\*\*2

\*\*\*\*\*

This is a 1 order run

\*\*\*\*\*

\*\*\*\*\*

INPUT:

\*\*\*\*\*

year	doy	time	radii	error in radius	angle	error in angle	datatype
1988	282	22: 7:35	2.70	+/- 0.15	235.0	+/- 0.5	SMM
1988	282	22:51:56	3.50	+/- 0.15	235.0	+/- 1.0	SMM
1988	282	23:16:44	4.20	+/- 0.20	235.0	+/- 1.0	SMM

\*\*\*\*\*

Structure being measured:

Top of Front *Fuzzy Loop*

\*\*\*\*\*

\*\*\*\*\*

OUTPUT:

\*\*\*\*\*

START TIME:

Event began at t = 0 + -0.730E+02 +/- 0.463E+01 [minutes]

In more convenient units:

Event began at DOY 282 20:47 +/- 0.463E+01 [minutes]

Origin defined at DOY282 22: 0

RADIAL INFORMATION:

RADIAL VELOCITY = 240. +/- 22. km/sec

The computed RADIAL coefficients and errors FROM NLLST2 are:

c(1) = 0.251E+01 +/- 0.925E-01 [solar radii]  
 c(2) = 0.207E-01 +/- 0.190E-02 [radii/min]  
 c(2) = 0.240E+03 +/- 0.221E+02 [km/sec]  
 c(3) = 0.000E+00 +/- 0.000E+00 [radii/min\*\*2]  
 c(3) = 0.000E+00 +/- 0.000E+00 [km/sec\*\*2]

The computed ERRORS in coefficients [BEVINGTON] are:

error in c(1)= 0.14709E+00 [radii] see Bevington pg. 114

error in c(2)= 0.27405E-02 [radii/min] see Bevington pg. 114

ANGULAR INFORMATION:

ANGULAR VELOCITY = 0.0000E+00 +/- 0.0000E+00[radians/sec]

The computed ANGULAR coefficients and errors FROM NLLST2 are:

a(1) = 235. +/- 0. [degrees]  
a(2) = 0.000E+00 +/- 0.000E+00 [degrees/min]  
a(2) = 0.000E+00 +/- 0.000E+00 [rad/sec]  
a(3) = 0.000E+00 +/- 0.000E+00 [degrees/min\*\*2]  
a(3) = 0.000E+00 +/- 0.000E+00 [rad/sec\*\*2]

THE TANGENTIAL AND TOTAL VELOCITIES AT EACH DATA POINT ARE:

The TANGENTIAL velocity at 22: 7 = 0. km/sec

The TOTAL velocity at 22: 7 = 240. km/sec

The TANGENTIAL velocity at 22:51 = 0. km/sec

The TOTAL velocity at 22:51 = 240. km/sec

The TANGENTIAL velocity at 23:16 = 0. km/sec

The TOTAL velocity at 23:16 = 240. km/sec

\*\*\*\*\*

The following info is for estimating goodness of the fit

\*\*\*\*\*

Fit is ok [ier=1]

Standard Deviation in the height = 0.75

Standard Deviation in start time measurement = 0.286E+02

Error in time = 0.65568E+01 using best fit method

See Taylor Error Analysis [Univ of Colorado] pg.78

Value of reduced Chi Squared returned from nllst2 = 0.826E-02

Reduced Chi Squared = 0.458E-01

Chi Squared = 0.458E-01

The probability for exceeding chi square = 0.928E+00

The correlation coefficient = 0.992E+00

The probability that no LINEAR correlation exists between the variables = 0.7853E-01

SEE BEVINGTON "Data Reduction and Error Analysis" [1969]

\*\*\*\*\*  
This is a 2 order run  
\*\*\*\*\*

\*\*\*\*\*  
INPUT:  
\*\*\*\*\*

year	doy	time	radii	error in radius	angle	error in angle	datatype
1988	282	22: 7:35	2.70	+/- 0.15	235.0	+/- 0.5	SMM
1988	282	22:51:56	3.50	+/- 0.15	235.0	+/- 1.0	SMM
1988	282	23:16:44	4.20	+/- 0.20	235.0	+/- 1.0	SMM

\*\*\*\*\*  
Structure being measured:  
Top of Front *Fuzzy Loop*  
\*\*\*\*\*

\*\*\*\*\*  
OUTPUT:  
\*\*\*\*\*

START TIME:

tstart=DOY282 21:29 from derivative = 0  
Event begins at 2.48 Solar Radii  
Origin defined at DOY282 22: 0

RADIAL INFORMATION:

RADIAL ACCELERATION = 0.570E-01 +/- 0.000E+00 km/sec\*\*2

The computed RADIAL coefficients and errors FROM NLLST2 are:

c(1) = 0.262E+01 +/- 0.000E+00 [solar radii]  
c(2) = 0.927E-02 +/- 0.000E+00 [radii/min]  
c(2) = 0.108E+03 +/- 0.000E+00 [km/sec]  
c(3) = 0.147E-03 +/- 0.000E+00 [radii/min\*\*2]  
c(3) = 0.570E-01 +/- 0.000E+00 [km/sec\*\*2]

ANGULAR INFORMATION:

ANGULAR ACCELERATION= 0.0000E+00 +/- 0.0000E+00[radians/sec\*\*2]

The computed ANGULAR coefficients and errors FROM NLLST2 are:

a(1) = 235. +/- 0. [degrees]  
a(2) = 0.000E+00 +/- 0.000E+00 [degrees/min]  
a(2) = 0.000E+00 +/- 0.000E+00 [rad/sec]  
a(3) = 0.000E+00 +/- 0.000E+00 [degrees/min\*\*2]  
a(3) = 0.000E+00 +/- 0.000E+00 [rad/sec\*\*2]

THE TANGENTIAL AND TOTAL VELOCITIES AT EACH DATA POINT ARE:

The TANGENTIAL velocity at 22: 7 = 0. km/sec

The TOTAL velocity at 22: 7 = 133. km/sec

The TANGENTIAL velocity at 22:51 = 0. km/sec

The TOTAL velocity at 22:51 = 285. km/sec

The TANGENTIAL velocity at 23:16 = 0. km/sec

The TOTAL velocity at 23:16 = 370. km/sec

\*\*\*\*\*

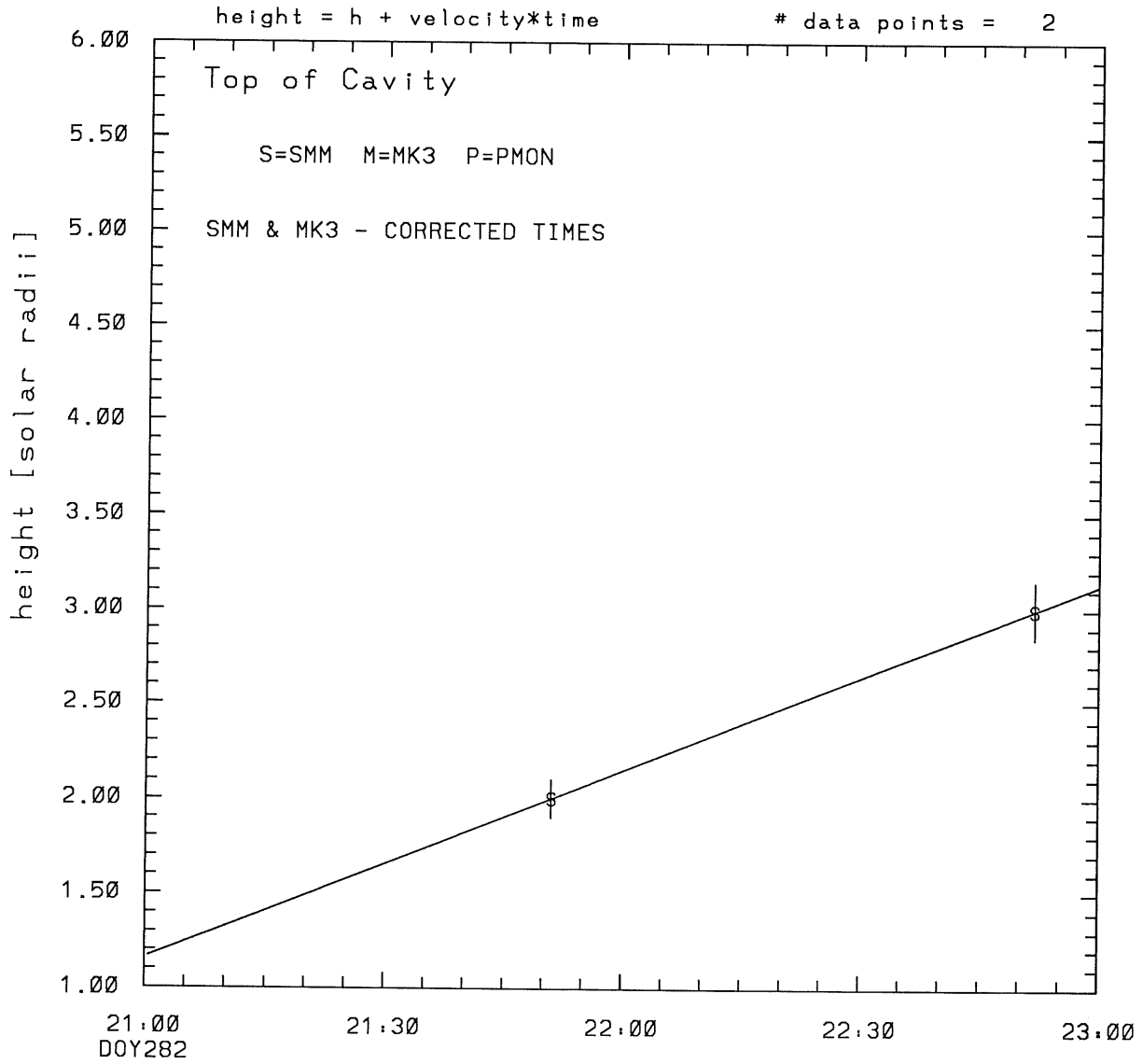
The following info is for estimating goodness of the fit

\*\*\*\*\*

Number data points = number of coefficients. No error analysis is possible.

Correlation coefficient is not computable!

SMM C/P 1988 DOY282 235 +/- 0 degrees



tstart=DOY282 20:52 +/- 0.0 [min.]  
radial velocity= 191. +/- 0. [km/sec]



\*\*\*\*\*  
This is a 1 order run  
\*\*\*\*\*

\*\*\*\*\*  
INPUT:  
\*\*\*\*\*

year	day	time	radii	error in radius	error in angle	angle	datatype
1988	282	21:51: 7	2.00	+/- 0.10	235.0	+/- 0.5	SMM
1988	282	22:51:56	3.00	+/- 0.15	235.0	+/- 1.0	SMM

\*\*\*\*\*  
Structure being measured:  
Top of Cavity  
\*\*\*\*\*

\*\*\*\*\*  
OUTPUT:  
\*\*\*\*\*

START TIME:

Event began at  $t = 0 + -0.970E+01 +/- 0.000E+00$  [minutes]  
In more convenient units:  
Event began at DOY 282 20:52 +/- 0.000E+00 [minutes]

Origin defined at DOY282 21: 0

RADIAL INFORMATION:

RADIAL VELOCITY = 191. +/- 0. km/sec

The computed RADIAL coefficients and errors FROM NLLST2 are:

$c(1) = 0.116E+01 +/- 0.000E+00$  [solar radii]  
 $c(2) = 0.164E-01 +/- 0.000E+00$  [radii/min]  
 $c(2) = 0.191E+03 +/- 0.000E+00$  [km/sec]  
 $c(3) = 0.000E+00 +/- 0.000E+00$  [radii/min\*\*2]  
 $c(3) = 0.000E+00 +/- 0.000E+00$  [km/sec\*\*2]

ANGULAR INFORMATION:

ANGULAR VELOCITY = 0.0000E+00 +/- 0.0000E+00[radians/sec]

The computed ANGULAR coefficients and errors FROM NLLST2 are:

$a(1) = 235. +/- 0.$  [degrees]  
 $a(2) = 0.000E+00 +/- 0.000E+00$  [degrees/min]  
 $a(2) = 0.000E+00 +/- 0.000E+00$  [rad/sec]  
 $a(3) = 0.000E+00 +/- 0.000E+00$  [degrees/min\*\*2]  
 $a(3) = 0.000E+00 +/- 0.000E+00$  [rad/sec\*\*2]

THE TANGENTIAL AND TOTAL VELOCITIES AT EACH DATA POINT ARE:

The TANGENTIAL velocity at 21:51 = 0. km/sec

The TOTAL velocity at 21:51 = 191. km/sec

The TANGENTIAL velocity at 22:51 = 0. km/sec

The TOTAL velocity at 22:51 = 191. km/sec

\*\*\*\*\*

The following info is for estimating goodness of the fit

\*\*\*\*\*

Number data points = number of coefficients. No error analysis is possible.

Correlation coefficient is not computable!