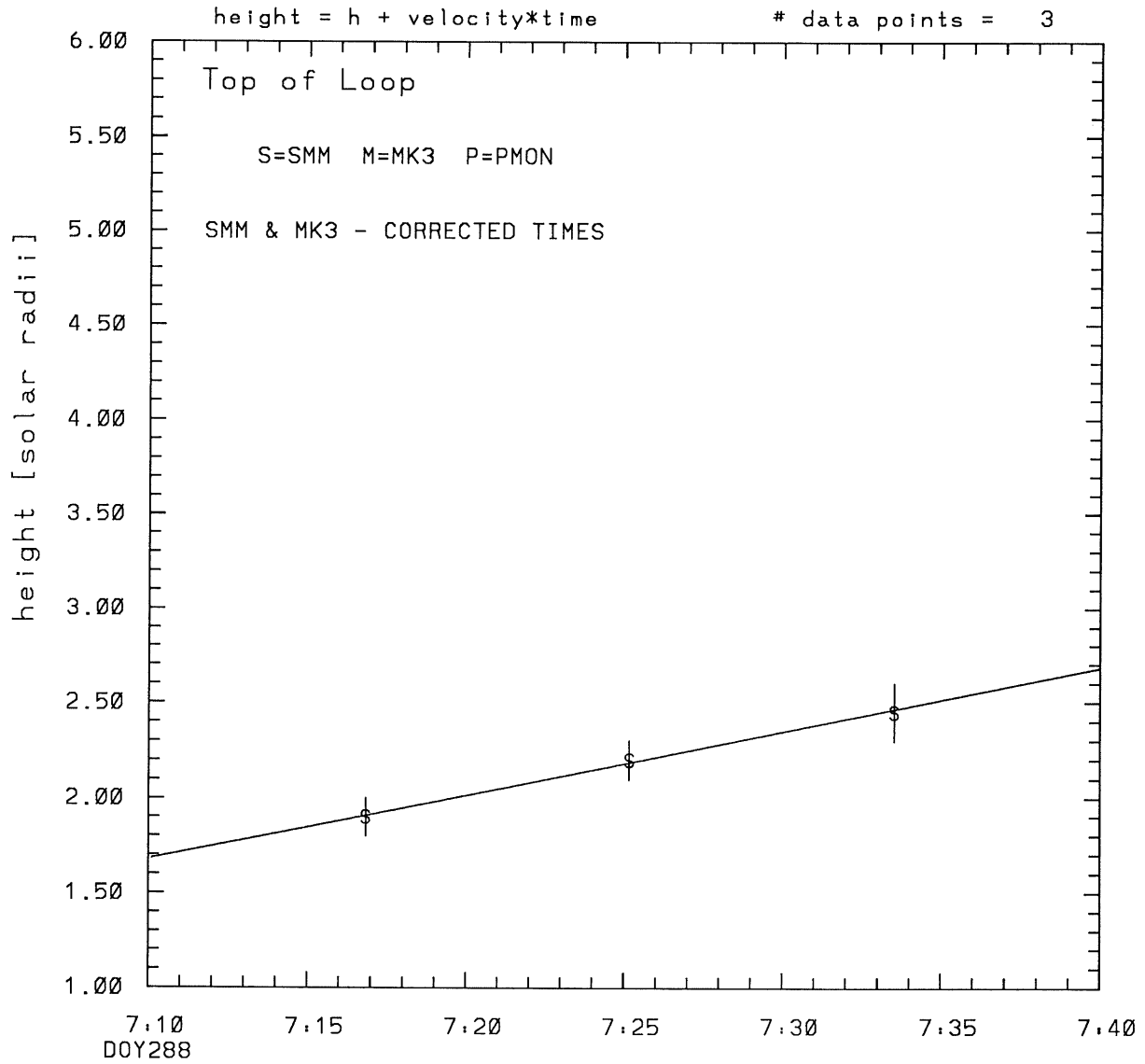
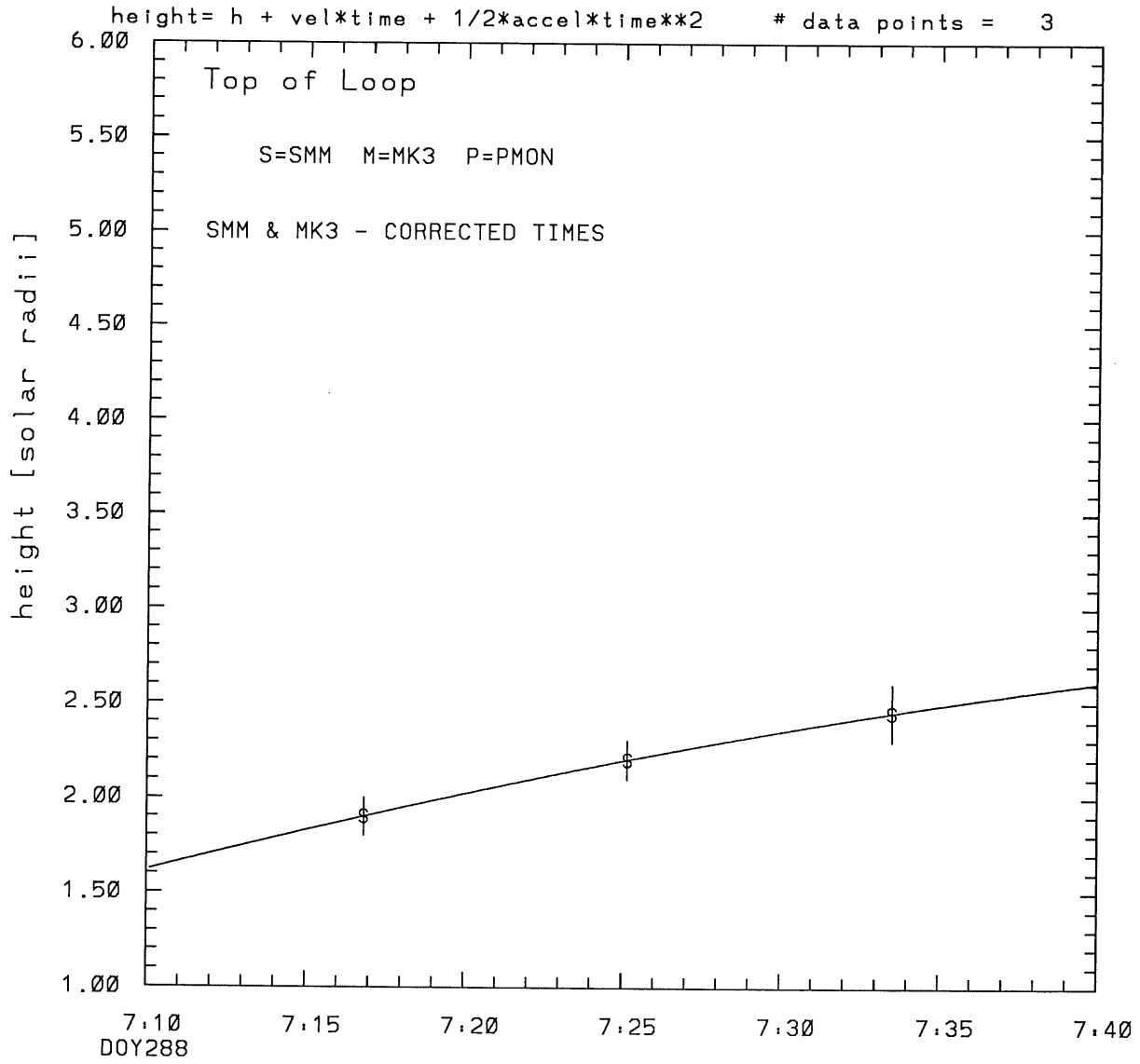


SMM C/P 1988 DOY288 75 +/- 0 degrees



tstart=DOY288 6:50 +/- 0.6 [min.]
radial velocity= 388. +/- 16. [km/sec]

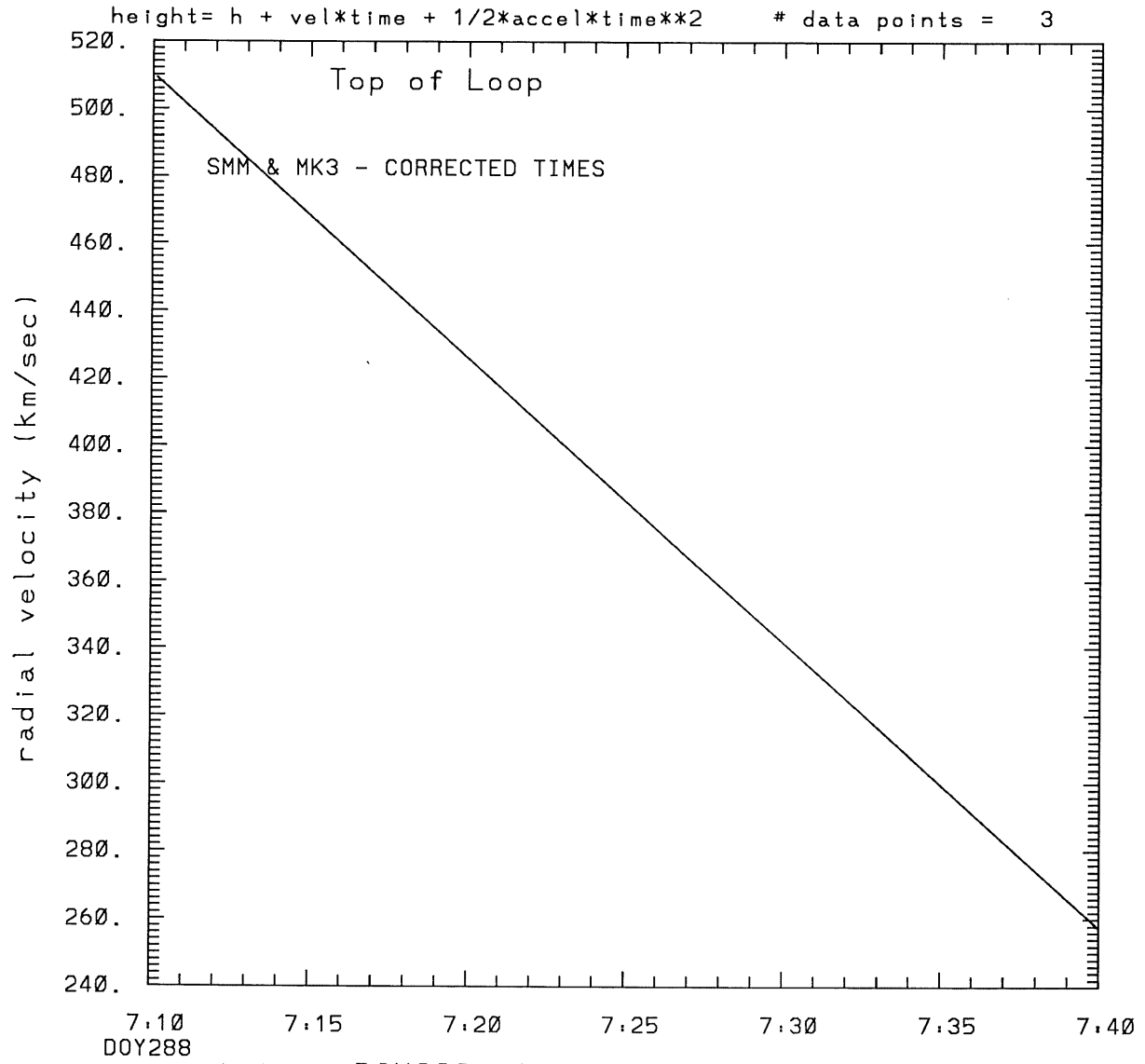
SMM C/P 1988 DOY288 75 +/- 0 degrees



tstart=DOY288 6:59 +/- 0.0 [min.]

radial acceleration=-0.1404 +/- 0.0000 [km/sec**2]

SMM C/P 1988 DOY288 75 +/- 0 degrees



DOY288

tstart=DOY288 6:59 +/- 0.0 [min.]

radial acceleration=-.140E+00 km/sec**2

This is a 1 order run

INPUT:

year	doy	time	radii	error in radius	error in angle	datatype
1988	288	7:16:50	1.90	+/- 0.10	75.0 +/- 0.5	SMM
1988	288	7:25:10	2.20	+/- 0.10	75.0 +/- 0.5	SMM
1988	288	7:33:31	2.45	+/- 0.15	75.0 +/- 0.5	SMM

Structure being measured:
Top of Loop

OUTPUT:

START TIME:

Event began at $t = 0 + -0.203E+02 +/- 0.600E+00$ [minutes]
In more convenient units:
Event began at DOY 288 6:50 +/- 0.600E+00 [minutes]

Origin defined at DOY288 7:10

RADIAL INFORMATION:

RADIAL VELOCITY = 388. +/- 16. km/sec

The computed RADIAL coefficients and errors FROM NLLST2 are:

$c(1) = 0.168E+01 +/- 0.203E-01$ [solar radii]
 $c(2) = 0.335E-01 +/- 0.139E-02$ [radii/min]
 $c(2) = 0.388E+03 +/- 0.161E+02$ [km/sec]
 $c(3) = 0.000E+00 +/- 0.000E+00$ [radii/min**2]
 $c(3) = 0.000E+00 +/- 0.000E+00$ [km/sec**2]

The computed ERRORS in coefficients [BEVINGTON] are:

error in $c(1) = 0.31179E-01$ [radii] see Bevington pg. 114
error in $c(2) = 0.18747E-02$ [radii/min] see Bevington pg. 114

ANGULAR INFORMATION:

ANGULAR VELOCITY = 0.0000E+00 +/- 0.0000E+00 [radians/sec]

The computed ANGULAR coefficients and errors FROM NLLST2 are:

a(1) = 75. +/- 0. [degrees]
a(2) = 0.000E+00 +/- 0.000E+00 [degrees/min]
a(2) = 0.000E+00 +/- 0.000E+00 [rad/sec]
a(3) = 0.000E+00 +/- 0.000E+00 [degrees/min**2]
a(3) = 0.000E+00 +/- 0.000E+00 [rad/sec**2]

THE TANGENTIAL AND TOTAL VELOCITIES AT EACH DATA POINT ARE:

The TANGENTIAL velocity at 7:16 = 0. km/sec

The TOTAL velocity at 7:16 = 388. km/sec

The TANGENTIAL velocity at 7:25 = 0. km/sec

The TOTAL velocity at 7:25 = 388. km/sec

The TANGENTIAL velocity at 7:33 = 0. km/sec

The TOTAL velocity at 7:33 = 388. km/sec

The following info is for estimating goodness of the fit

Fit is ok [ier=1]

Standard Deviation in the height = 0.28

Standard Deviation in start time measurement = 0.681E+01

Error in time = 0.66042E+00 using best fit method

See Taylor Error Analysis [Univ of Colorado] pg.78

Value of reduced Chi Squared returned from nllst2 = 0.216E-03

Reduced Chi Squared = 0.118E-02

Chi Squared = 0.118E-02

The probability for exceeding chi square = 0.988E+00

The correlation coefficient = 0.999E+00

The probability that no LINEAR correlation exists between the variables = 0.3367E-01

SEE BEVINGTON "Data Reduction and Error Analysis" [1969]

This is a 2 order run

INPUT:

year	day	time	radii	error in radius	angle	error in angle	datatype
1988	288	7:16:50	1.90	+/- 0.10	75.0	+/- 0.5	SMM
1988	288	7:25:10	2.20	+/- 0.10	75.0	+/- 0.5	SMM
1988	288	7:33:31	2.45	+/- 0.15	75.0	+/- 0.5	SMM

Structure being measured:
Top of Loop

OUTPUT:

START TIME:

Event began at $t = 0 + -0.127E+02 +/- 0.000E+00$ [minutes]

In more convenient units:

Event began at DOY 288 6:59 +/- 0.000E+00 [minutes]

Origin defined at DOY288 7:10

RADIAL INFORMATION:

RADIAL ACCELERATION = $-0.140E+00 +/- 0.515E-05$ km/sec**2

The computed RADIAL coefficients and errors FROM NLLST2 are:

c(1) = $0.162E+01 +/- 0.250E-05$ [solar radii]
c(2) = $0.440E-01 +/- 0.392E-06$ [radii/min]
c(2) = $0.510E+03 +/- 0.455E-02$ [km/sec]
c(3) = $-0.363E-03 +/- 0.133E-07$ [radii/min**2]
c(3) = $-0.140E+00 +/- 0.515E-05$ [km/sec**2]

ANGULAR INFORMATION:

ANGULAR ACCELERATION= $0.0000E+00 +/- 0.0000E+00$ [radians/sec**2]

The computed ANGULAR coefficients and errors FROM NLLST2 are:

a(1) = $75. +/- 0.$ [degrees]
a(2) = $0.000E+00 +/- 0.000E+00$ [degrees/min]
a(2) = $0.000E+00 +/- 0.000E+00$ [rad/sec]
a(3) = $0.000E+00 +/- 0.000E+00$ [degrees/min**2]

$$a(3) = 0.000E+00 \pm 0.000E+00 \text{ [rad/sec**2]}$$

THE TANGENTIAL AND TOTAL VELOCITIES AT EACH DATA POINT ARE:

The TANGENTIAL velocity at 7:16 = 0. km/sec

The TOTAL velocity at 7:16 = 453. km/sec

The TANGENTIAL velocity at 7:25 = 0. km/sec

The TOTAL velocity at 7:25 = 382. km/sec

The TANGENTIAL velocity at 7:33 = 0. km/sec

The TOTAL velocity at 7:33 = 312. km/sec

The following info is for estimating goodness of the fit

Number data points = number of coefficients. No error analysis is possible.

Correlation coefficient is not computable!