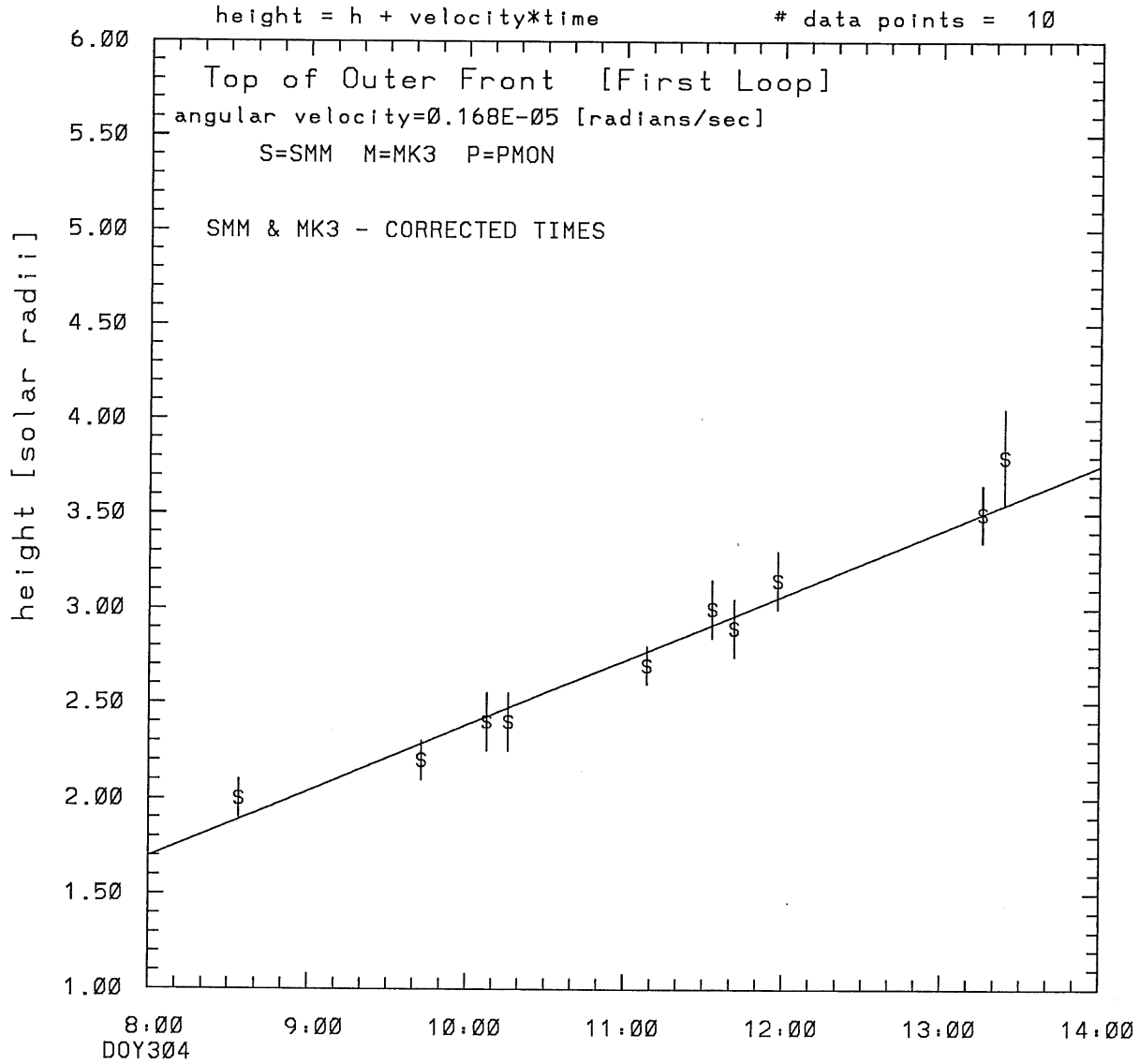
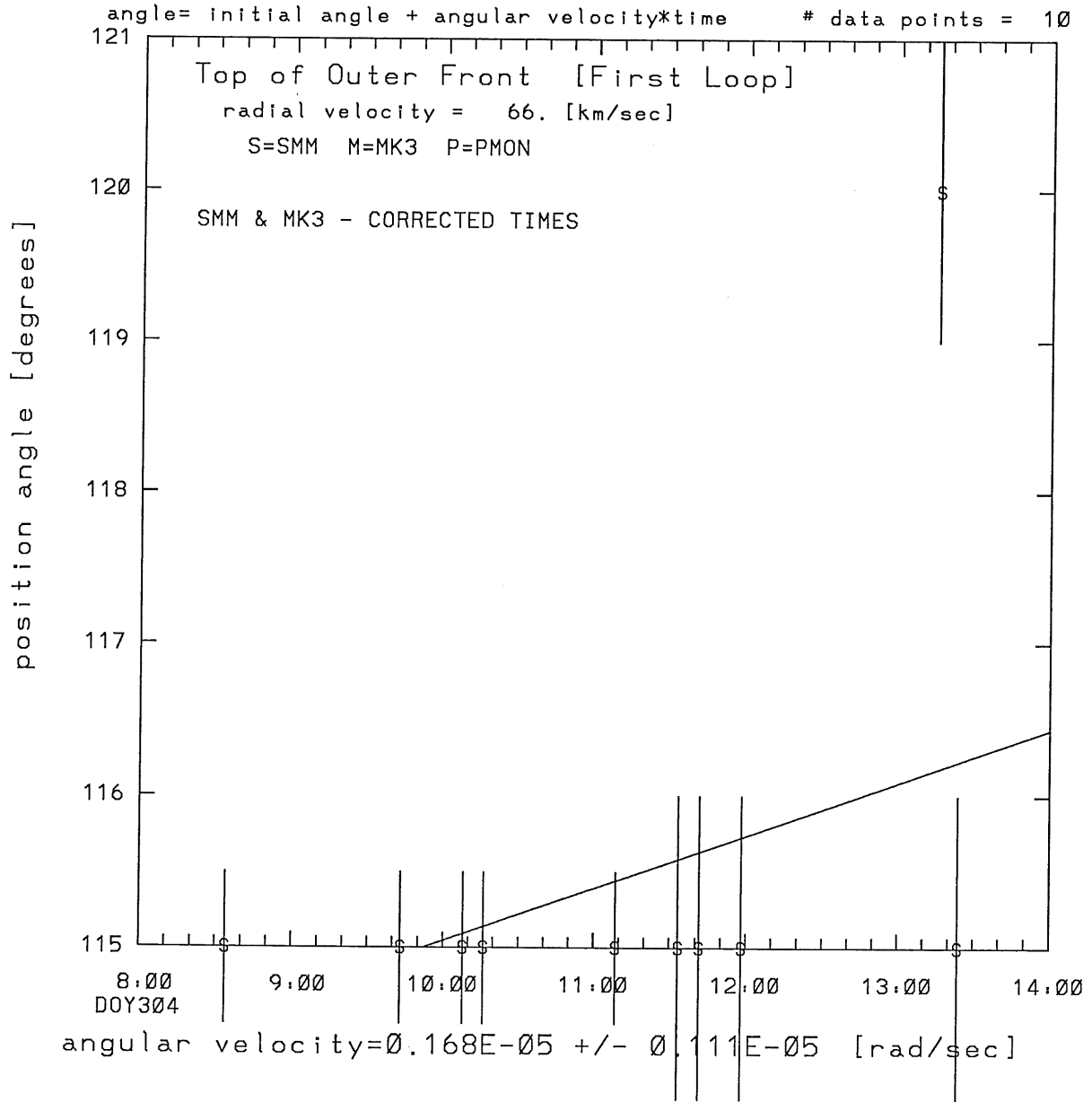


SMM C/P 1988 DOY304 115 +/- 5 degrees

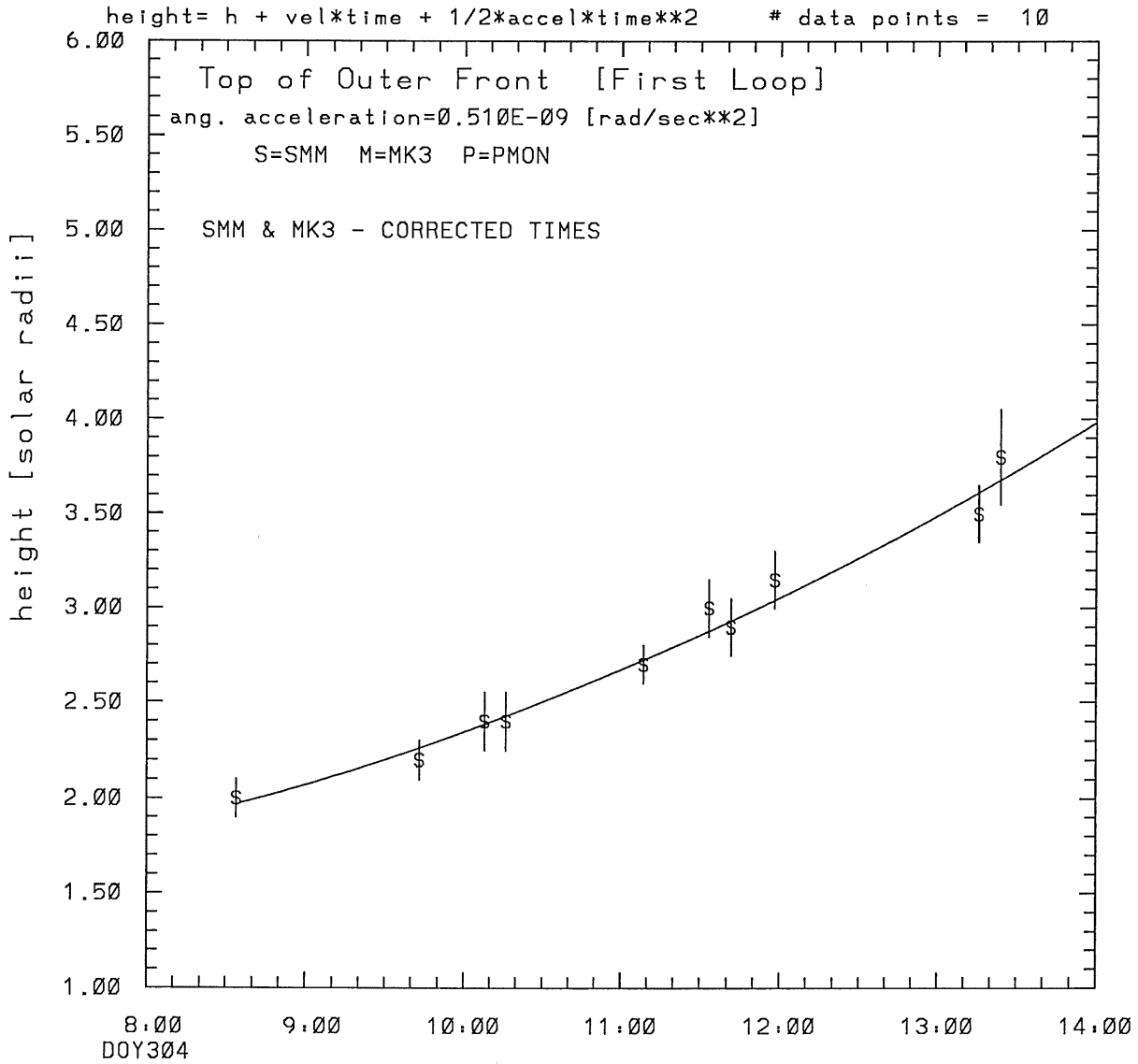


tstart=DOY304 6: 0 +/- 1.2 [min.]
radial velocity= 66. +/- 4. [km/sec]

SMM C/P 1988 DOY304 115 +/- 5 degrees



SMM C/P 1988 DOY304 115 +/- 5 degrees



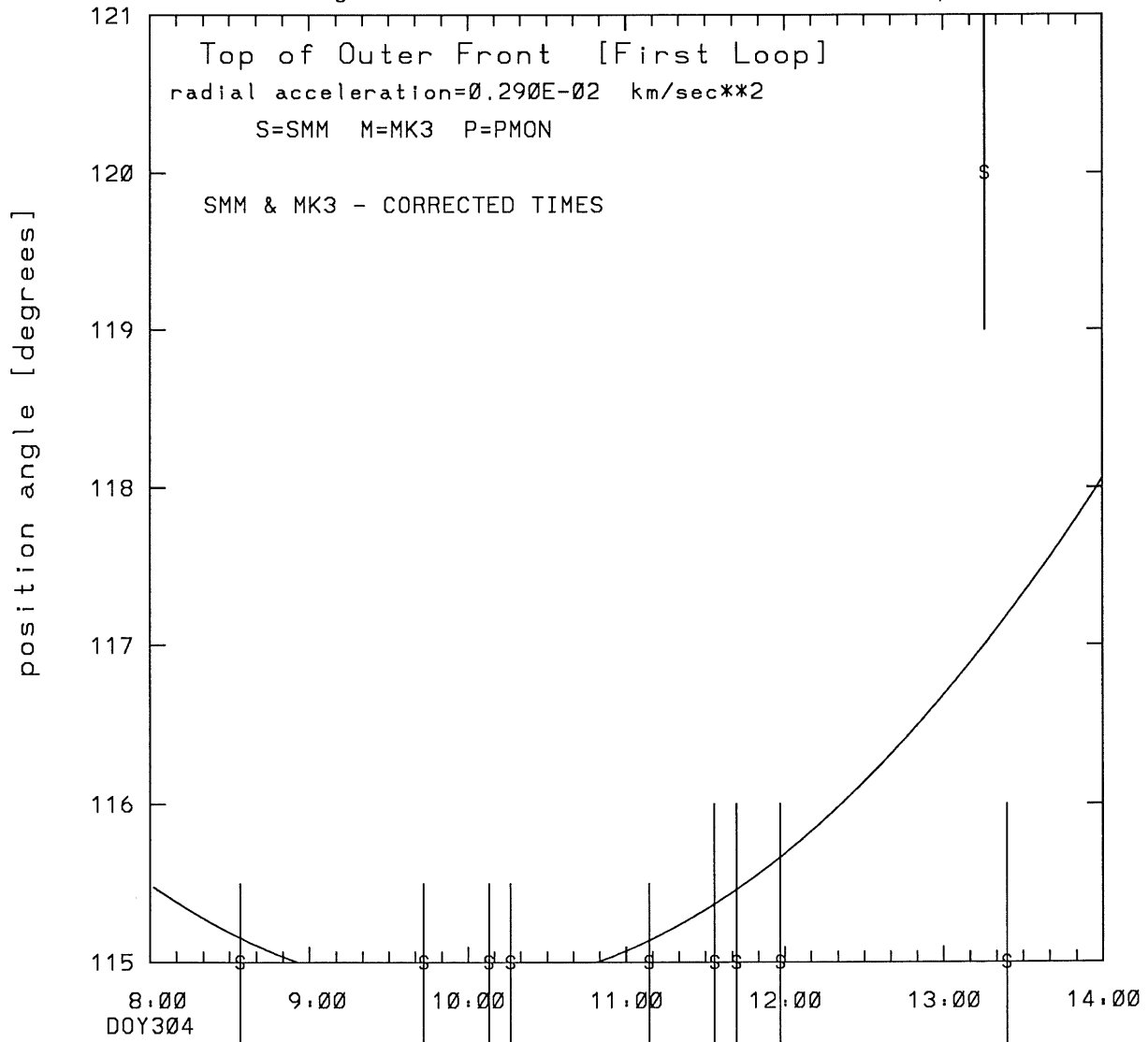
tstart=DOY304 4.27 from derivative=0

Event begins at 1.51 Solar Radii

radial acceleration = 0.0029 ± 0.0012 [km/sec**2]

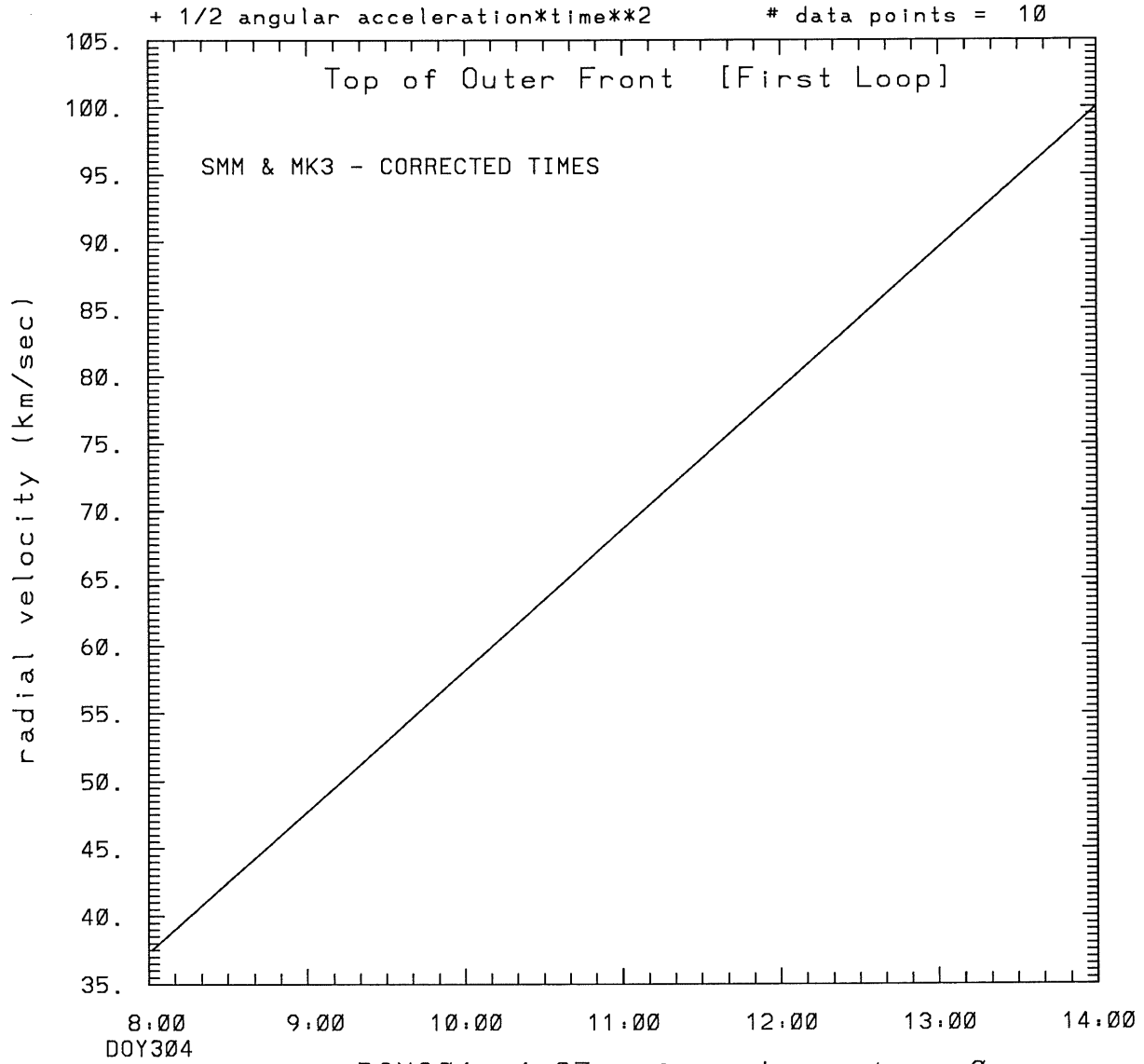
SMM C/P 1988 DOY304 115 +/- 5 degrees

angle= initial angle + angular velocity*time
+ 1/2 angular acceleration*time**2 # data points = 10



Event begins at 1.51 Solar Radii
angular acceleration=0.510E-09 +/- 0.343E-09 [rad/sec**2]

SMM C/P 1988 DOY304 115 +/- 5 degrees

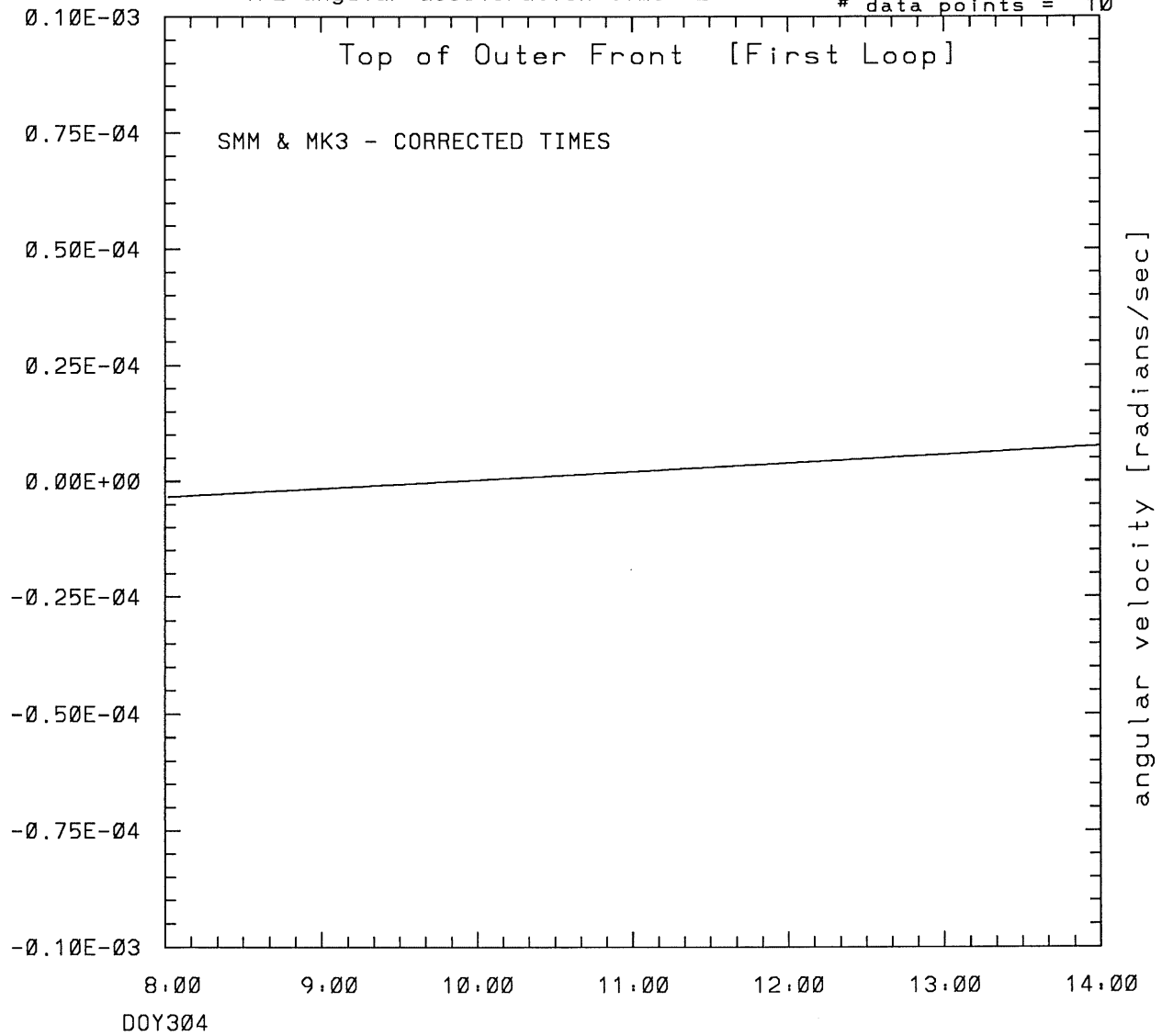


DOY304 tstart=DOY304 4:27 from derivative=0
Event begins at 1.51 Solar Radii
radial acceleration=0.290E-02 km/sec**2

SMM C/P 1988 DOY304 115 +/- 5 degrees

$$\text{angle} = \text{initial angle} + \text{angular velocity} * \text{time} + \frac{1}{2} \text{angular acceleration} * \text{time} ** 2$$

data points = 10



angular acceleration = $0.510E-09 \pm 0.343E-09$ [rad/sec**2]

This is a 1 order run

INPUT:

year	doy	time	radii	radius	error in angle	error in angle	datatype
1988	304	8:33:54	2.00 +/- 0.10	115.0 +/- 0.5		SMM	
1988	304	9:43: 4	2.20 +/- 0.10	115.0 +/- 0.5		SMM	
1988	304	10: 7:52	2.40 +/- 0.15	115.0 +/- 0.5		SMM	
1988	304	10:16: 6	2.40 +/- 0.15	115.0 +/- 0.5		SMM	
1988	304	11: 8:39	2.70 +/- 0.10	115.0 +/- 0.5		SMM	
1988	304	11:33:25	3.00 +/- 0.15	115.0 +/- 1.0		SMM	
1988	304	11:41:38	2.90 +/- 0.15	115.0 +/- 1.0		SMM	
1988	304	11:58:10	3.15 +/- 0.15	115.0 +/- 1.0		SMM	
1988	304	13:15:36	3.50 +/- 0.15	120.0 +/- 1.0		SMM	
1988	304	13:23:50	3.80 +/- 0.25	115.0 +/- 1.0		SMM	

Structure being measured:
Top of Outer Front [First Loop]

OUTPUT:

START TIME:

Event began at t = 0 + -0.122E+03 +/- 0.124E+01 [minutes]
In more convenient units:
Event began at DOY 304 6:00 +/- 0.124E+01 [minutes]
Event began at DOY 304 6: 0 +/- 0.124E+01 [minutes]
Origin defined at DOY304 8: 0

RADIAL INFORMATION:

RADIAL VELOCITY = 66. +/- 4. km/sec

The computed RADIAL coefficients and errors FROM NLLST2 are:

c(1) = 0.170E+01 +/- 0.641E-01 [solar radii]
c(2) = 0.572E-02 +/- 0.354E-03 [radii/min]
c(2) = 0.663E+02 +/- 0.410E+01 [km/sec]
c(3) = 0.000E+00 +/- 0.000E+00 [radii/min**2]
c(3) = 0.000E+00 +/- 0.000E+00 [km/sec**2]

The computed ERRORS in coefficients [BEVINGTON] are:

error in c(1)= 0.90766E-01 [radii] see Bevington pg. 114
error in c(2)= 0.43365E-03 [radii/min] see Bevington pg. 114

ANGULAR INFORMATION:

ANGULAR VELOCITY = 0.1684E-05 +/- 0.1110E-05 [radians/sec]

The computed ANGULAR coefficients and errors FROM NLLST2 are:

a(1) = 114. +/- 1. [degrees]
a(2) = 0.579E-02 +/- 0.382E-02 [degrees/min]
a(2) = 0.168E-05 +/- 0.111E-05 [rad/sec]
a(3) = 0.000E+00 +/- 0.000E+00 [degrees/min**2]

a(3) = 0.000E+00 +/- 0.000E+00 [rad/sec**2]

The RADIAL velocity at 8:33 = 66. km/sec

The RADIAL velocity at 9:43 = 66. km/sec

The RADIAL velocity at 10: 7 = 66. km/sec

The RADIAL velocity at 10:16 = 66. km/sec

The RADIAL velocity at 11: 8 = 66. km/sec

The RADIAL velocity at 11:33 = 66. km/sec

The RADIAL velocity at 11:41 = 66. km/sec

The RADIAL velocity at 11:58 = 66. km/sec

The RADIAL velocity at 13:15 = 66. km/sec

The RADIAL velocity at 13:23 = 66. km/sec

The following info is for estimating goodness of the fit

Fit is ok [ier=1]

Standard Deviation in the height = 0.58

Standard Deviation in start time measurement = 0.873E+02

Error in time = 0.59224E+02 using best fit method

See Taylor Error Analysis [Univ of Colorado] pg.78

Value of reduced Chi Squared returned from nllst2 = 0.889E-02

Reduced Chi Squared = 0.107E+00

Chi Squared = 0.857E+00

The probability for exceeding chi square = 0.100E+01

The correlation coefficient = 0.984E+00

The probability that no LINEAR correlation exists between the variables = 0.2762]

SEE BEVINGTON "Data Reduction and Error Analysis" [1969]

This is a 2 order run

INPUT:

year	doy	time	radii	radius	error in angle	error in angle	datatype
1988	304	8:33:54	2.00 +/- 0.10	115.0 +/- 0.5		SMM	
1988	304	9:43: 4	2.20 +/- 0.10	115.0 +/- 0.5		SMM	
1988	304	10: 7:52	2.40 +/- 0.15	115.0 +/- 0.5		SMM	
1988	304	10:16: 6	2.40 +/- 0.15	115.0 +/- 0.5		SMM	
1988	304	11: 8:39	2.70 +/- 0.10	115.0 +/- 0.5		SMM	
1988	304	11:33:25	3.00 +/- 0.15	115.0 +/- 1.0		SMM	
1988	304	11:41:38	2.90 +/- 0.15	115.0 +/- 1.0		SMM	
1988	304	11:58:10	3.15 +/- 0.15	115.0 +/- 1.0		SMM	
1988	304	13:15:36	3.50 +/- 0.15	120.0 +/- 1.0		SMM	
1988	304	13:23:50	3.80 +/- 0.25	115.0 +/- 1.0		SMM	

Structure being measured:
Top of Outer Front [First Loop]

OUTPUT:

START TIME:

tstart=DOY304 4:27 from derivative = 0
Event begins at 1.51 Solar Radii
Origin defined at DOY304 8: 0

RADIAL INFORMATION:

RADIAL ACCELERATION = 0.290E-02 +/- 0.115E-02 km/sec**2

The computed RADIAL coefficients and errors FROM NLLST2 are:

c(1) = 0.185E+01 +/- 0.799E-01 [solar radii]
c(2) = 0.321E-02 +/- 0.103E-02 [radii/min]
c(2) = 0.373E+02 +/- 0.120E+02 [km/sec]
c(3) = 0.751E-05 +/- 0.298E-05 [radii/min**2]
c(3) = 0.290E-02 +/- 0.115E-02 [km/sec**2]

The computed ERRORS in coefficients [BEVINGTON] are:

Approximate error in c(1) = 0.12266E+00 [radii] Bevington pg 154 (8-30)
Exact error in c(1) = 0.17883E-01 [radii] Bevington pg 154 (8-28)
Approximate error in c(2) = 0.14017E-02 [radii/min] Bevington pg 154 (8-30)
Exact error in c(2) = 0.23394E-03 [radii/min] Bevington pg 154 (8-28)
Approximate error in c(3) = 0.36218E-05 [radii/min**2] Bevington pg 154 (8-30)
Exact error in c(3) = 0.75764E-06 [radii/min**2] Bevington pg 154 (8-28)

ANGULAR INFORMATION:

ANGULAR ACCELERATION= 0.5095E-09 +/- 0.3432E-09 [radians/sec**2]

The computed ANGULAR coefficients and errors FROM NLLST2 are:

a(1) = 115. +/- 1. [degrees]
a(2) = -0.118E-01 +/- 0.124E-01 [degrees/min]
a(2) = -0.343E-05 +/- 0.360E-05 [rad/sec]

a(3) = 0.525E-04 +/- 0.354E-04 [degrees/min**2]
a(3) = 0.510E-09 +/- 0.343E-09 [rad/sec**2]

The RADIAL velocity at 8:33 = 43. km/sec
The RADIAL velocity at 9:43 = 55. km/sec
The RADIAL velocity at 10: 7 = 60. km/sec
The RADIAL velocity at 10:16 = 61. km/sec
The RADIAL velocity at 11: 8 = 70. km/sec
The RADIAL velocity at 11:33 = 74. km/sec
The RADIAL velocity at 11:41 = 76. km/sec
The RADIAL velocity at 11:58 = 79. km/sec
The RADIAL velocity at 13:15 = 92. km/sec
The RADIAL velocity at 13:23 = 94. km/sec

The following info is for estimating goodness of the fit

Fit is ok [ier=1]

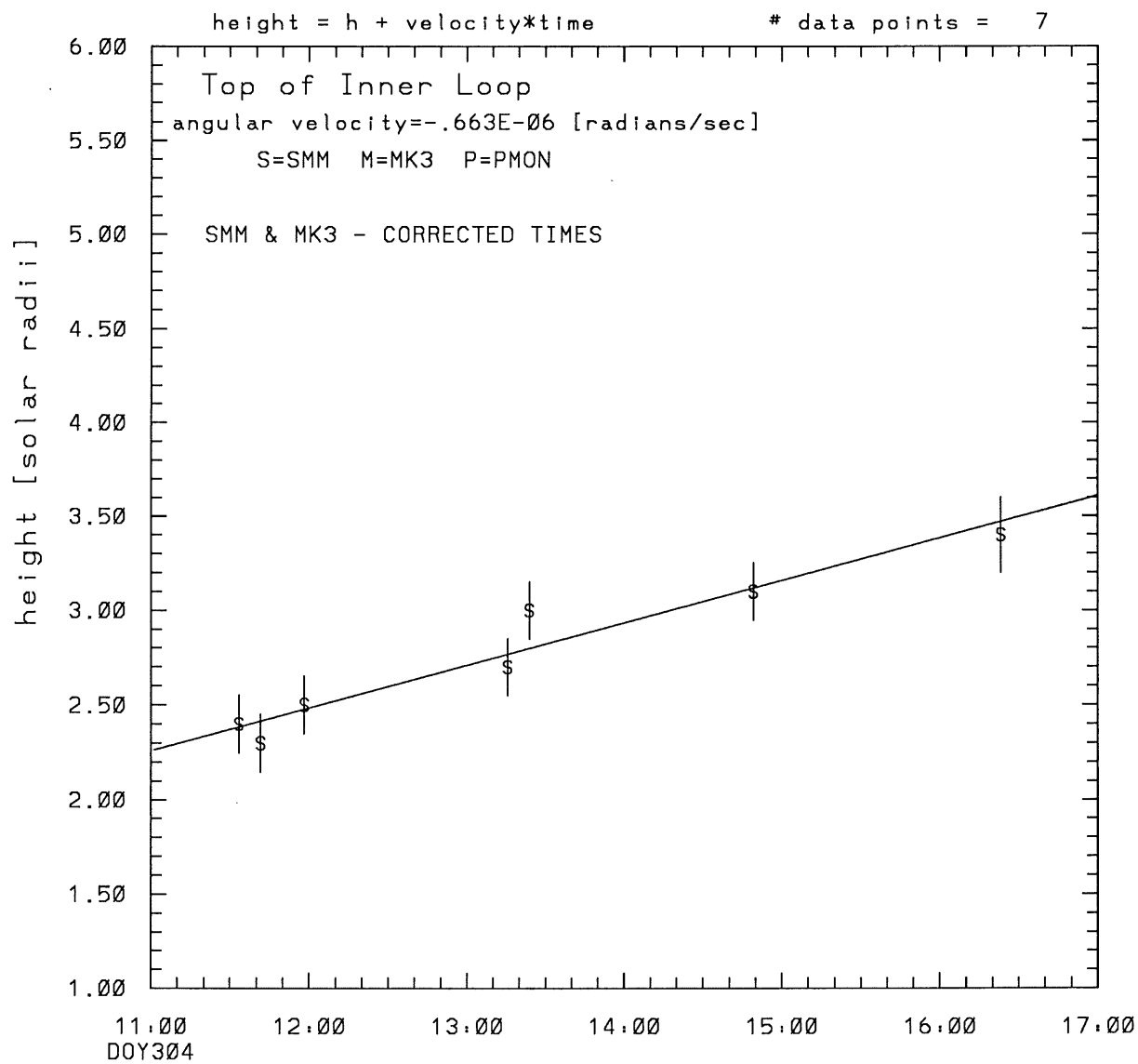
Standard Deviation in the height = 0.58
Standard Deviation in start time measurement = 0.873E+02
Value of reduced Chi Squared returned from nllst2 = 0.558E-02
Reduced Chi Squared = 0.666E-01
Chi Squared = 0.466E+00
The probability for exceeding chi square = 0.100E+01

For a second order fit 3 correlation coefficients are given:

(Using equation of motion: $r = a + bt + at^2$)

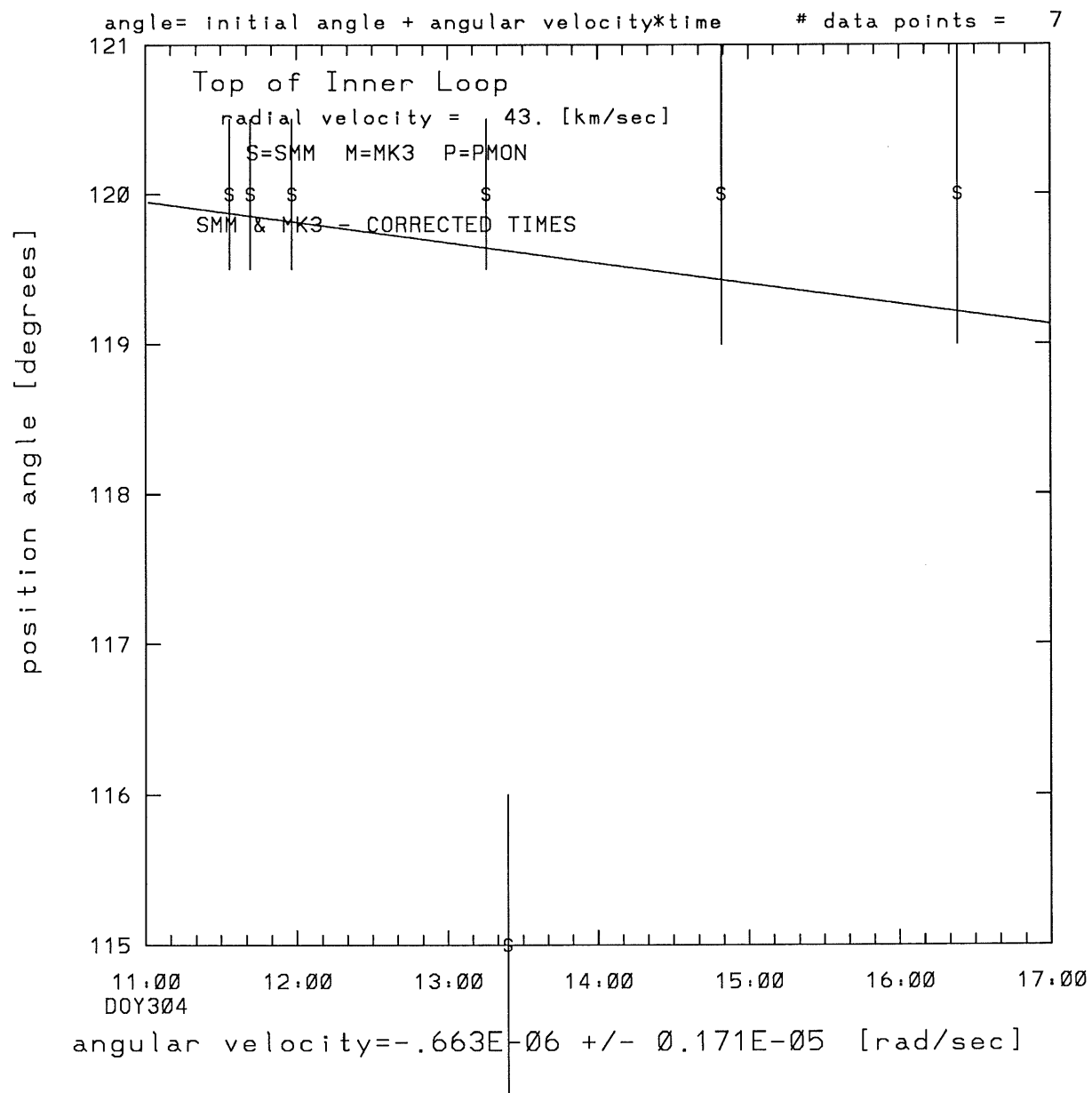
The correlation between the data and the term linear in time = 0.1009E+01
The correlation between the data and the time**2 term = 0.9068E+00
The correlation between the data and the complete equation of motion=0.9739E+00
SEE BEVINGTON "Data Reduction and Error Analysis" [1969]

SMM C/P 1988 DOY304 119 +/- 4 degrees

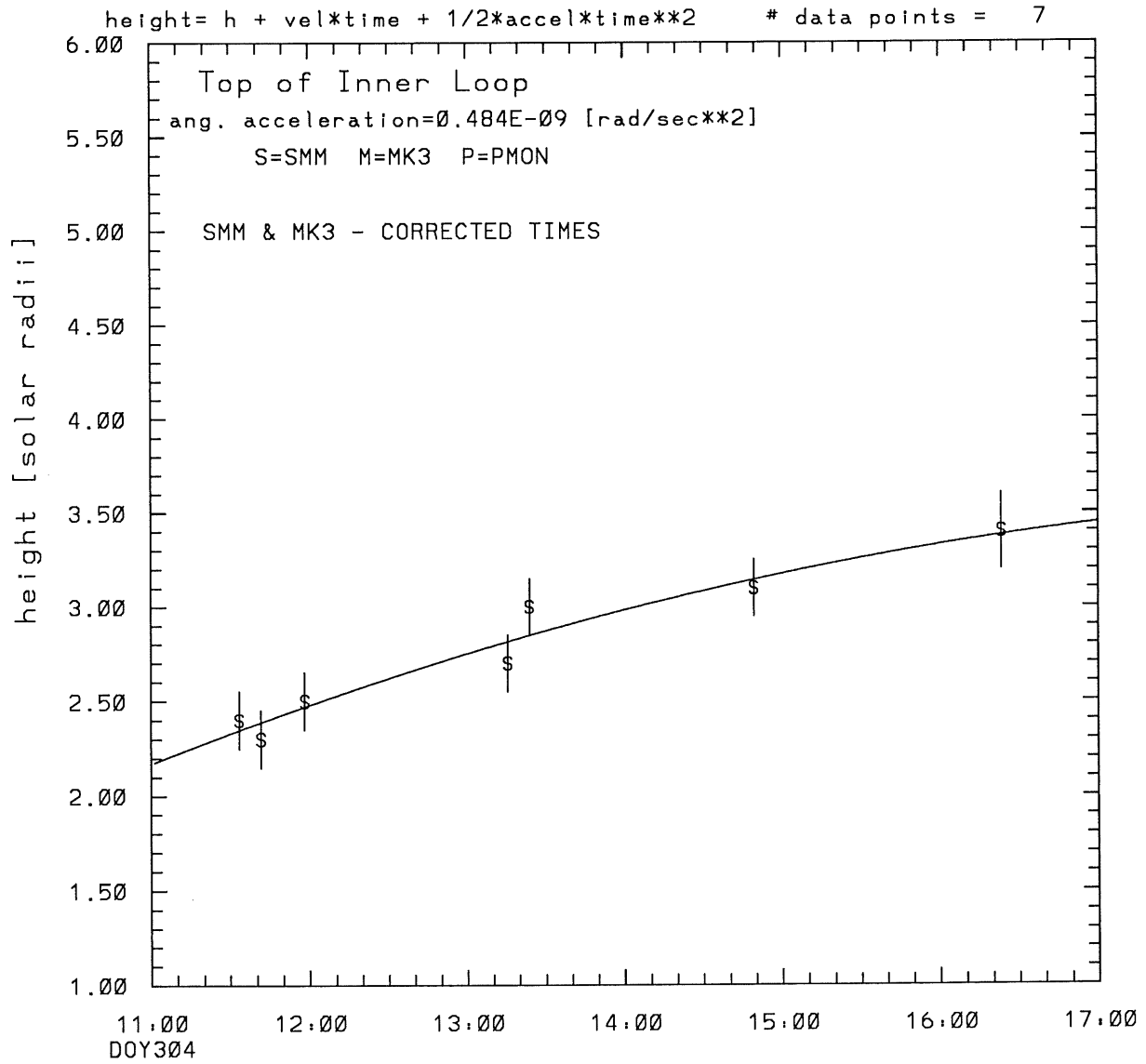


tstart=DOY304 5.24 +/- 4.6 [min.]
radial velocity= 43. +/- 5. [km/sec]

SMM C/P 1988 DOY304 119 +/- 4 degrees



SMM C/P 1988 DOY304 119 +/- 4 degrees



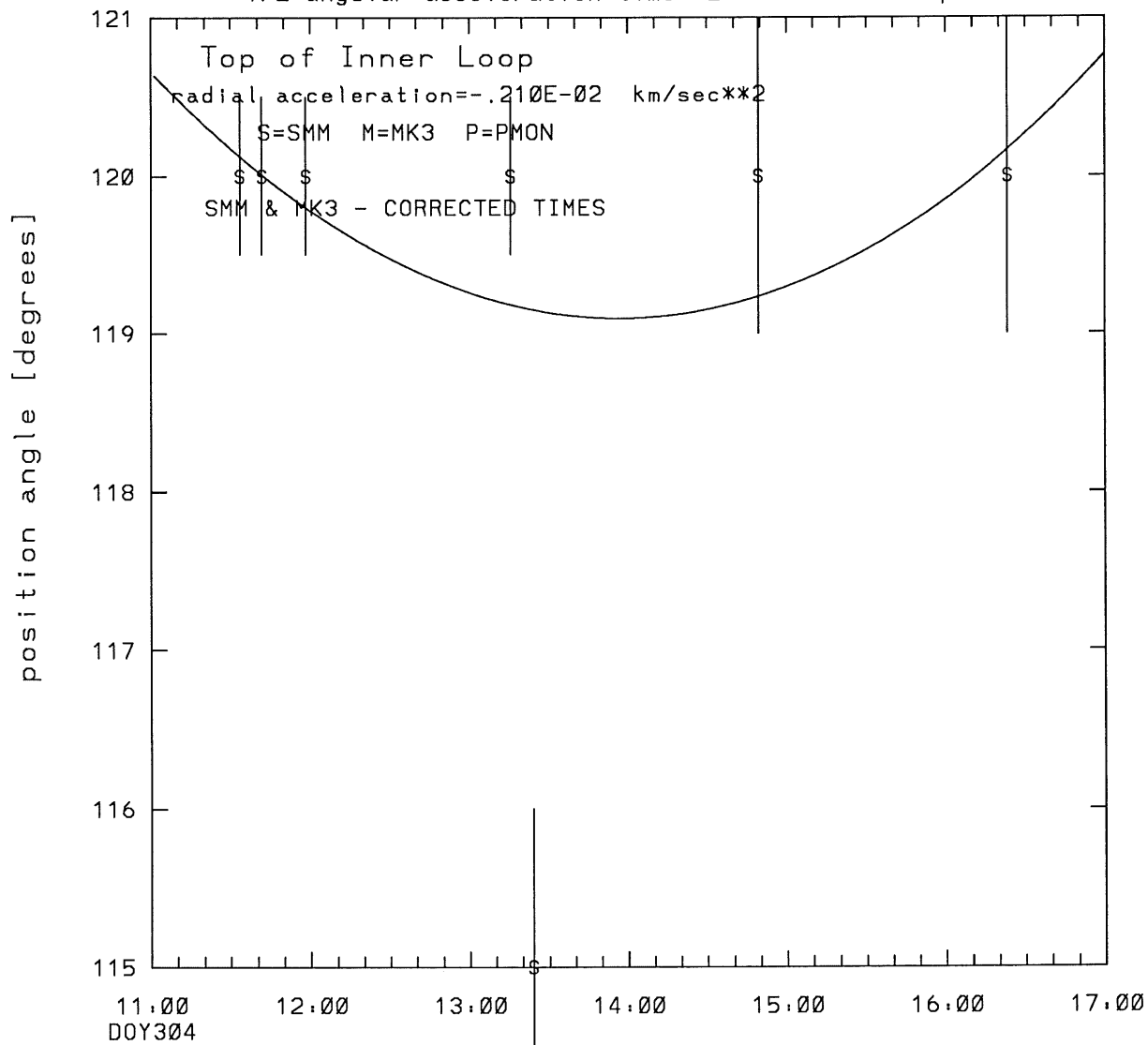
tstart = DOY304 8: 0 +/- 43.8 [min.]

radial acceleration = -0.0021 ± 0.0019 [km/sec**2]

SMM C/P 1988 DOY304 119 +/- 4 degrees

angle = initial angle + angular velocity*time
+ 1/2 angular acceleration*time**2

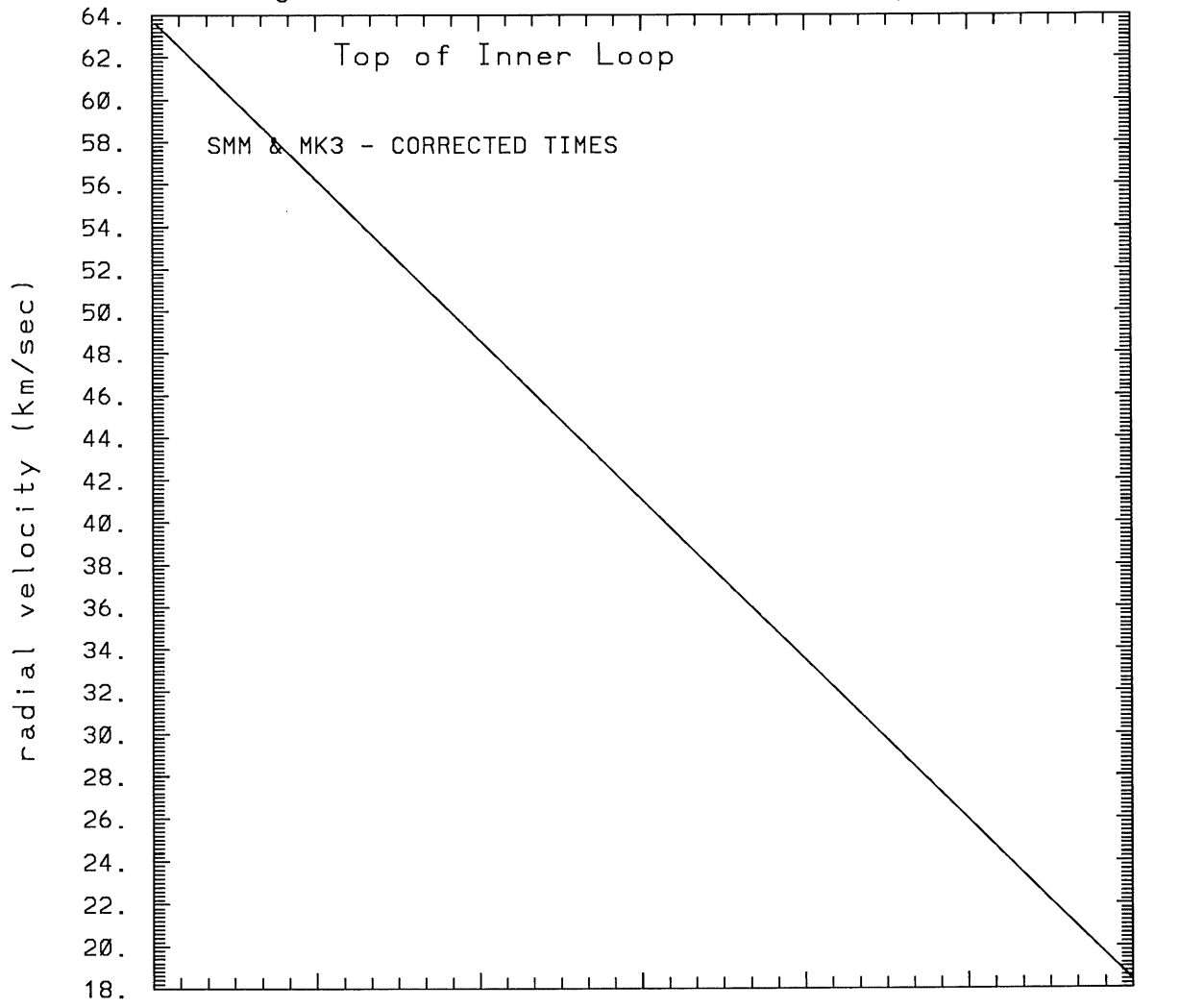
data points = 7



angular acceleration = $0.484E-09$ +/- $0.642E-09$ [rad/sec**2]

SMM C/P 1988 DOY304 119 +/- 4 degrees

+ 1/2 angular acceleration*time**2 # data points = 7



DOY304

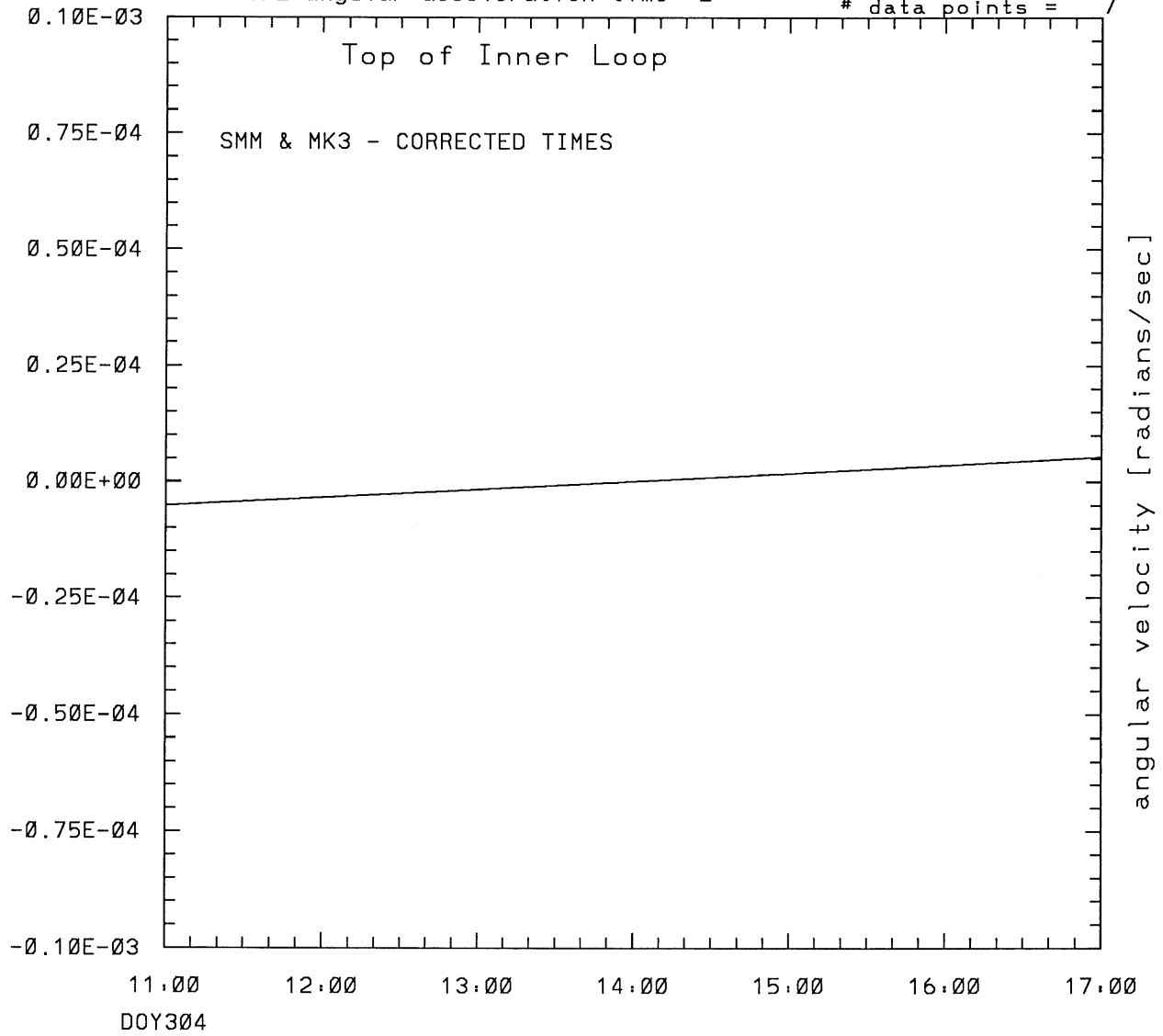
tstart=DOY304 8: 0 +/- 43.8 [min.]

radial acceleration=-.210E-02 km/sec**2

SMM C/P 1988 DOY304 119 +/- 4 degrees

$$\text{angle} = \text{initial angle} + \text{angular velocity} * \text{time} + \frac{1}{2} \text{angular acceleration} * \text{time} ** 2$$

data points = 7



angular acceleration = $0.484E-09 \pm 0.642E-09$ [rad/sec**2]

This is a 1 order run

INPUT:

year	doy	time	radii	radius	error in angle	error in angle	datatype
1988	304	11:33:25	2.40 +/-	0.15	120.0 +/-	0.5	SMM
1988	304	11:41:38	2.30 +/-	0.15	120.0 +/-	0.5	SMM
1988	304	11:58:10	2.50 +/-	0.15	120.0 +/-	0.5	SMM
1988	304	13:15:36	2.70 +/-	0.15	120.0 +/-	0.5	SMM
1988	304	13:23:50	3.00 +/-	0.15	115.0 +/-	1.0	SMM
1988	304	14:49:17	3.10 +/-	0.15	120.0 +/-	1.0	SMM
1988	304	16:23:13	3.40 +/-	0.20	120.0 +/-	1.0	SMM

Structure being measured:
Top of Inner Loop

OUTPUT:

START TIME:

Event began at t = 0 + -0.336E+03 +/- 0.456E+01 [minutes]
In more convenient units:
Event began at DOY 304 5:24 +/- 0.456E+01 [minutes]

Origin defined at DOY304 11: 0

RADIAL INFORMATION:

RADIAL VELOCITY = 43. +/- 5. km/sec

The computed RADIAL coefficients and errors FROM NLLST2 are:

c(1) = 0.226E+01 +/- 0.683E-01 [solar radii]
c(2) = 0.375E-02 +/- 0.442E-03 [radii/min]
c(2) = 0.435E+02 +/- 0.513E+01 [km/sec]
c(3) = 0.000E+00 +/- 0.000E+00 [radii/min**2]
c(3) = 0.000E+00 +/- 0.000E+00 [km/sec**2]

The computed ERRORS in coefficients [BEVINGTON] are:

error in c(1)= 0.73416E-01 [radii] see Bevington pg. 114
error in c(2)= 0.43181E-03 [radii/min] see Bevington pg. 114

ANGULAR INFORMATION:

ANGULAR VELOCITY = -0.6628E-06 +/- 0.1713E-05 [radians/sec]

The computed ANGULAR coefficients and errors FROM NLLST2 are:

a(1) = 120. +/- 1. [degrees]
a(2) = -0.228E-02 +/- 0.589E-02 [degrees/min]
a(2) = -0.663E-06 +/- 0.171E-05 [rad/sec]
a(3) = 0.000E+00 +/- 0.000E+00 [degrees/min**2]
a(3) = 0.000E+00 +/- 0.000E+00 [rad/sec**2]

The RADIAL velocity at 11:33 = 43. km/sec

The RADIAL velocity at 11:41 = 43. km/sec

The RADIAL velocity at 11:58 = 43. km/sec
The RADIAL velocity at 13:15 = 43. km/sec
The RADIAL velocity at 13:23 = 43. km/sec
The RADIAL velocity at 14:49 = 43. km/sec
The RADIAL velocity at 16:23 = 43. km/sec

The following info is for estimating goodness of the fit

Fit is ok [ier=1]

Standard Deviation in the height = 0.41
Standard Deviation in start time measurement = 0.995E+02
Error in time = 0.67827E+02 using best fit method
See Taylor Error Analysis [Univ of Colorado] pg.78

Value of reduced Chi Squared returned from nllst2 = 0.111E-01
Reduced Chi Squared = 0.574E-01
Chi Squared = 0.287E+00
The probability for exceeding chi square = 0.100E+01

The correlation coefficient = 0.967E+00
The probability that no LINEAR correlation exists between the variables = 0.36521
SEE BEVINGTON "Data Reduction and Error Analysis" [1969]

This is a 2 order run

INPUT:

year	doy	time	radii	radius	error in angle	error in angle	datatype
1988	304	11:33:25	2.40 +/- 0.15	120.0 +/- 0.5		SMM	
1988	304	11:41:38	2.30 +/- 0.15	120.0 +/- 0.5		SMM	
1988	304	11:58:10	2.50 +/- 0.15	120.0 +/- 0.5		SMM	
1988	304	13:15:36	2.70 +/- 0.15	120.0 +/- 0.5		SMM	
1988	304	13:23:50	3.00 +/- 0.15	115.0 +/- 1.0		SMM	
1988	304	14:49:17	3.10 +/- 0.15	120.0 +/- 1.0		SMM	
1988	304	16:23:13	3.40 +/- 0.20	120.0 +/- 1.0		SMM	

Structure being measured:
Top of Inner Loop

OUTPUT:

START TIME:

Event began at $t = 0 + -0.180E+03 +/- 0.438E+02$ [minutes]

In more convenient units:

Event began at DOY 304 8:00 +/- 0.438E+02 [minutes]

Event began at DOY 304 8: 0 +/- 0.438E+02 [minutes]

Origin defined at DOY304 11: 0

RADIAL INFORMATION:

RADIAL ACCELERATION = $-0.210E-02 +/- 0.190E-02$ km/sec**2

The computed RADIAL coefficients and errors FROM NLLST2 are:

c(1) = 0.217E+01 +/- 0.106E+00 [solar radii]
c(2) = 0.550E-02 +/- 0.164E-02 [radii/min]
c(2) = 0.638E+02 +/- 0.191E+02 [km/sec]
c(3) = -0.543E-05 +/- 0.492E-05 [radii/min**2]
c(3) = -0.210E-02 +/- 0.190E-02 [km/sec**2]

The computed ERRORS in coefficients [BEVINGTON] are:

Approximate error in c(1) = 0.11647E+00 [radii] Bevington pg 154 (8-30)
Exact error in c(1) = 0.27129E-01 [radii] Bevington pg 154 (8-28)
Approximate error in c(2) = 0.17605E-02 [radii/min] Bevington pg 154 (8-30)
Exact error in c(2) = 0.46371E-03 [radii/min] Bevington pg 154 (8-28)
Approximate error in c(3) = 0.49938E-05 [radii/min**2] Bevington pg 154 (8-30)
Exact error in c(3) = 0.12335E-05 [radii/min**2] Bevington pg 154 (8-28)

ANGULAR INFORMATION:

ANGULAR ACCELERATION= $0.4843E-09 +/- 0.6422E-09$ [radians/sec**2]

The computed ANGULAR coefficients and errors FROM NLLST2 are:

a(1) = 121. +/- 1. [degrees]
a(2) = -0.177E-01 +/- 0.213E-01 [degrees/min]

a(2) = -0.514E-05 +/- 0.620E-05 [rad/sec]
a(3) = 0.499E-04 +/- 0.662E-04 [degrees/min**2]
a(3) = 0.484E-09 +/- 0.642E-09 [rad/sec**2]

The RADIAL velocity at 11:33 = 60. km/sec

The RADIAL velocity at 11:41 = 59. km/sec

The RADIAL velocity at 11:58 = 56. km/sec

The RADIAL velocity at 13:15 = 47. km/sec

The RADIAL velocity at 13:23 = 46. km/sec

The RADIAL velocity at 14:49 = 35. km/sec

The RADIAL velocity at 16:23 = 23. km/sec

The following info is for estimating goodness of the fit

Fit is ok [ier=1]

Standard Deviation in the height = 0.41

Standard Deviation in start time measurement = 0.995E+02

Value of reduced Chi Squared returned from nllst2 = 0.107E-01

Reduced Chi Squared = 0.512E-01

Chi Squared = 0.205E+00

The probability for exceeding chi square = 0.100E+01

For a second order fit 3 correlation coefficients are given:

(Using equation of motion: $r = a + bt + at^2$)

The correlation between the data and the term linear in time = 0.8784E+00

The correlation between the data and the time**2 term = 0.7789E+00

The correlation between the data and the complete equation of motion=0.9385E+00

SEE BEVINGTON "Data Reduction and Error Analysis" [1969]