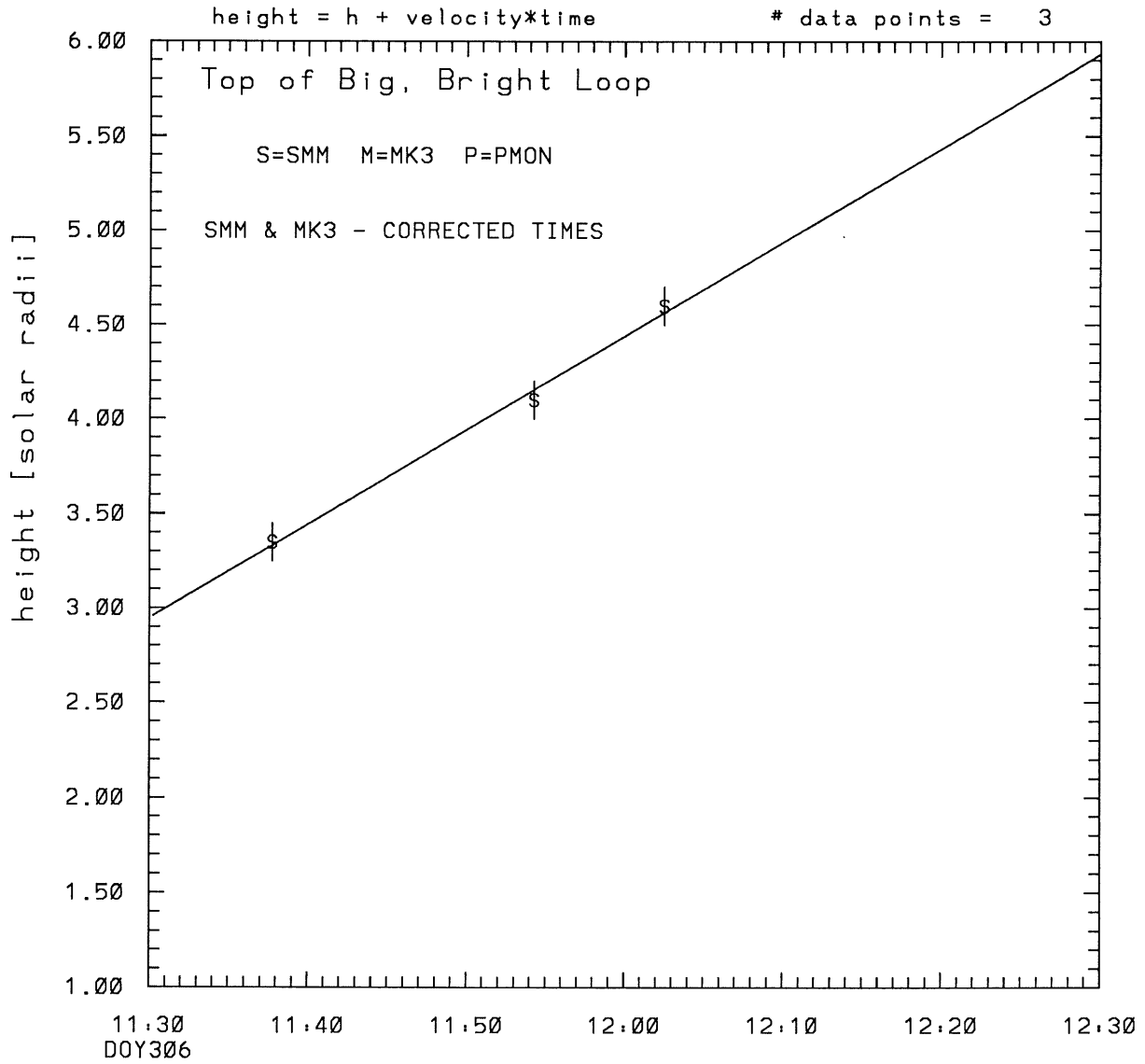
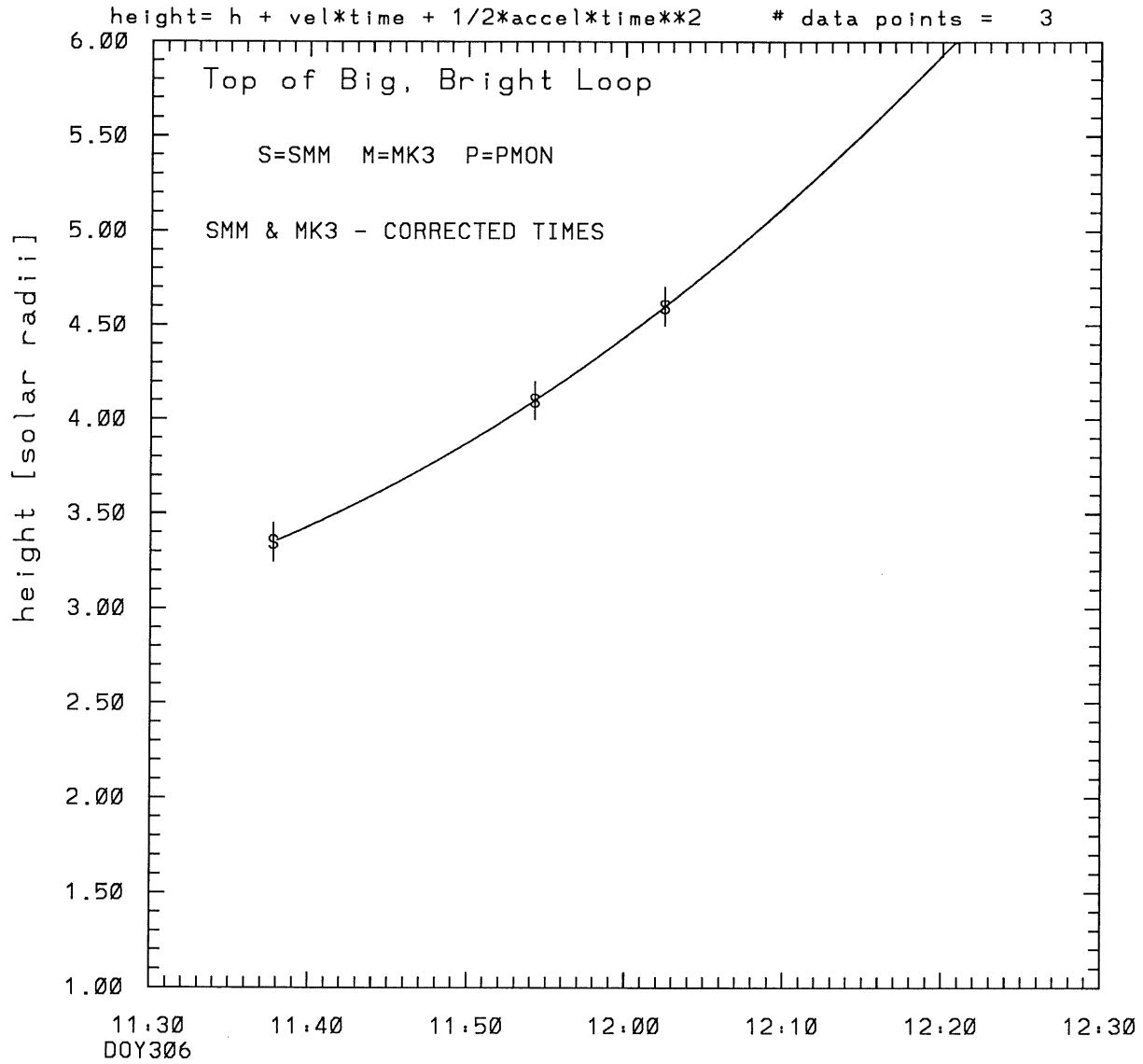


SMM C/P 1988 DOY306 60 +/- 0 degrees



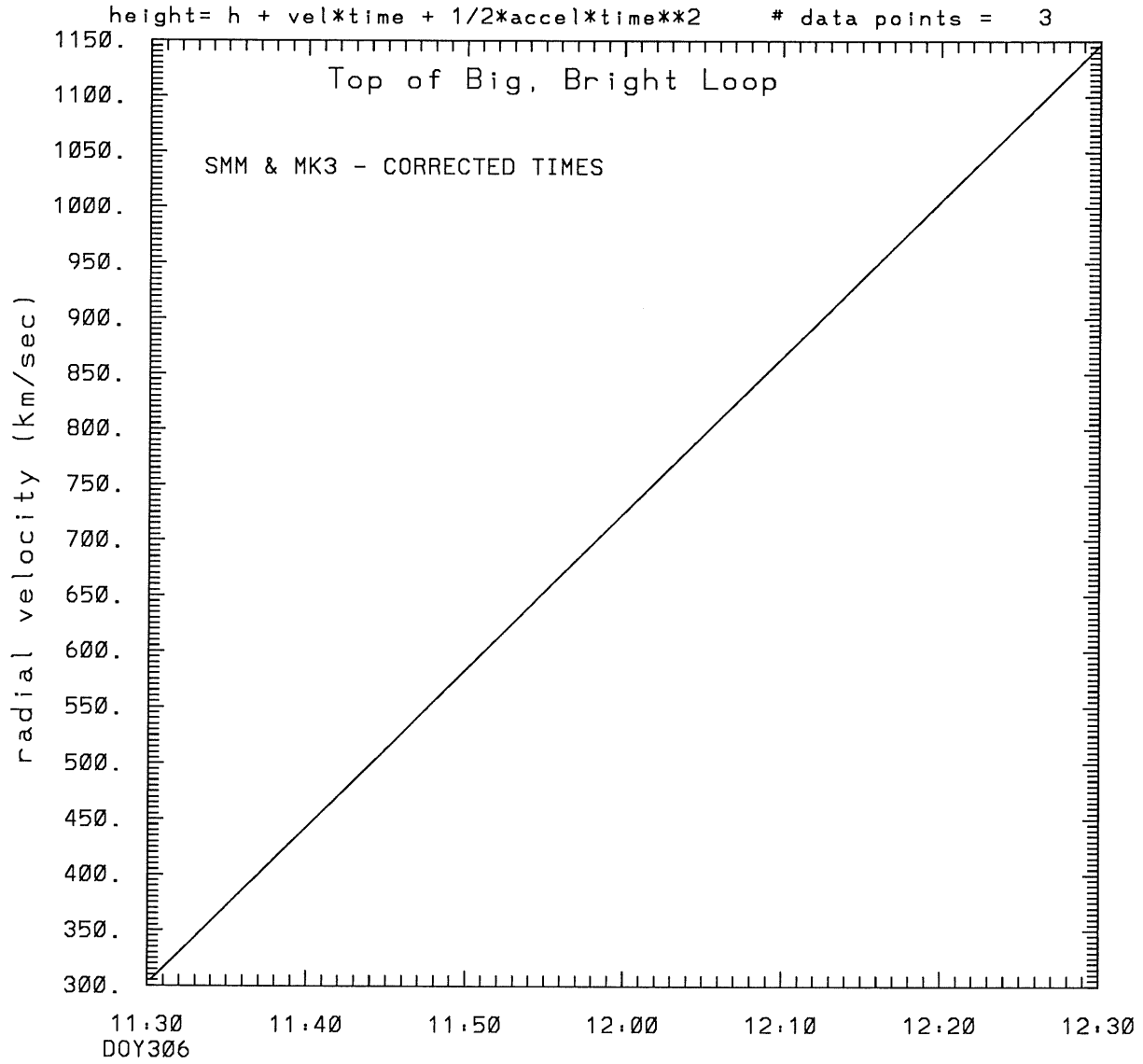
tstart=DOY306 10:51 +/- 1.2 [min.]
radial velocity= 577. +/- 31. [km/sec]

SMM C/P 1988 DOY306 60 +/- 0 degrees



tstart=DOY306 11: 9 from derivative=0
Event begins at 2.83 Solar Radii
radial acceleration = 0.2346 +/- 0.0000 [km/sec**2]

SMM C/P 1988 DOY306 60 +/- 0 degrees



DOY306 tstart=DOY306 11: 9 from derivative=0
Event begins at 2.83 Solar Radii
radial acceleration=0.235E+00 km/sec**2

This is a 1 order run

INPUT:

year	day	time	radii	error in radius	angle	error in angle	datatype
1988	306	11:37:45	3.35	+/- 0.10	60.0	+/- 1.0	SMM
1988	306	11:54:15	4.10	+/- 0.10	60.0	+/- 1.0	SMM
1988	306	12: 2:31	4.60	+/- 0.10	60.0	+/- 1.0	SMM

Structure being measured:
Top of Big, Bright Loop

OUTPUT:

START TIME:

Event began at $t = 0 + -0.391E+02 +/- 0.124E+01$ [minutes]

In more convenient units:

Event began at DOY 306 10:51 +/- 0.124E+01 [minutes]

Origin defined at DOY306 11:30

RADIAL INFORMATION:

RADIAL VELOCITY = 577. +/- 31. km/sec

The computed RADIAL coefficients and errors FROM NLLST2 are:

c(1) = 0.295E+01 +/- 0.628E-01 [solar radii]
c(2) = 0.498E-01 +/- 0.263E-02 [radii/min]
c(2) = 0.577E+03 +/- 0.305E+02 [km/sec]
c(3) = 0.000E+00 +/- 0.000E+00 [radii/min**2]
c(3) = 0.000E+00 +/- 0.000E+00 [km/sec**2]

The computed ERRORS in coefficients [BEVINGTON] are:

error in c(1)= 0.88744E-01 [radii] see Bevington pg. 114

error in c(2)= 0.37220E-02 [radii/min] see Bevington pg. 114

ANGULAR INFORMATION:

ANGULAR VELOCITY = 0.0000E+00 +/- 0.0000E+00[radians/sec]

The computed ANGULAR coefficients and errors FROM NLLST2 are:

a(1) = 60. +/- 0. [degrees]
a(2) = 0.000E+00 +/- 0.000E+00 [degrees/min]
a(2) = 0.000E+00 +/- 0.000E+00 [rad/sec]
a(3) = 0.000E+00 +/- 0.000E+00 [degrees/min**2]
a(3) = 0.000E+00 +/- 0.000E+00 [rad/sec**2]

THE TANGENTIAL AND TOTAL VELOCITIES AT EACH DATA POINT ARE:

The TANGENTIAL velocity at 11:37 = 0. km/sec

The TOTAL velocity at 11:37 = 577. km/sec

The TANGENTIAL velocity at 11:54 = 0. km/sec

The TOTAL velocity at 11:54 = 577. km/sec

The TANGENTIAL velocity at 12: 2 = 0. km/sec

The TOTAL velocity at 12: 2 = 577. km/sec

The following info is for estimating goodness of the fit

Fit is ok [ier=1]

Standard Deviation in the height = 0.63

Standard Deviation in start time measurement = 0.103E+02

Error in time = 0.13339E+01 using best fit method

See Taylor Error Analysis [Univ of Colorado] pg.78

Value of reduced Chi Squared returned from nllst2 = 0.220E-02

Reduced Chi Squared = 0.975E-02

Chi Squared = 0.975E-02

The probability for exceeding chi square = 0.963E+00

The correlation coefficient = 0.997E+00

The probability that no LINEAR correlation exists between the variables = 0.4751E-01

SEE BEVINGTON "Data Reduction and Error Analysis" [1969]

This is a 2 order run

INPUT:

year	day	time	radii	error in radius	angle	error in angle	datatype
1988	306	11:37:45	3.35	+/- 0.10	60.0	+/- 1.0	SMM
1988	306	11:54:15	4.10	+/- 0.10	60.0	+/- 1.0	SMM
1988	306	12: 2:31	4.60	+/- 0.10	60.0	+/- 1.0	SMM

Structure being measured:
Top of Big, Bright Loop

OUTPUT:

START TIME:

tstart=DOY306 11: 9 from derivative = 0
Event begins at 2.83 Solar Radii
Origin defined at DOY306 11:30

RADIAL INFORMATION:

RADIAL ACCELERATION = 0.235E+00 +/- 0.188E-05 km/sec**2

The computed RADIAL coefficients and errors FROM NLLST2 are:

c(1) = 0.311E+01 +/- 0.151E-05 [solar radii]
c(2) = 0.260E-01 +/- 0.193E-06 [radii/min]
c(2) = 0.302E+03 +/- 0.224E-02 [km/sec]
c(3) = 0.607E-03 +/- 0.487E-08 [radii/min**2]
c(3) = 0.235E+00 +/- 0.188E-05 [km/sec**2]

ANGULAR INFORMATION:

ANGULAR ACCELERATION= 0.0000E+00 +/- 0.0000E+00[radians/sec**2]

The computed ANGULAR coefficients and errors FROM NLLST2 are:

a(1) = 60. +/- 0. [degrees]
a(2) = 0.000E+00 +/- 0.000E+00 [degrees/min]
a(2) = 0.000E+00 +/- 0.000E+00 [rad/sec]
a(3) = 0.000E+00 +/- 0.000E+00 [degrees/min**2]
a(3) = 0.000E+00 +/- 0.000E+00 [rad/sec**2]

THE TANGENTIAL AND TOTAL VELOCITIES AT EACH DATA POINT ARE:

The TANGENTIAL velocity at 11:37 = 0. km/sec

The TOTAL velocity at 11:37 = 411. km/sec

The TANGENTIAL velocity at 11:54 = 0. km/sec

The TOTAL velocity at 11:54 = 643. km/sec

The TANGENTIAL velocity at 12: 2 = 0. km/sec

The TOTAL velocity at 12: 2 = 760. km/sec

The following info is for estimating goodness of the fit

Number data points = number of coefficients. No error analysis is possible.

Correlation coefficient is not computable!