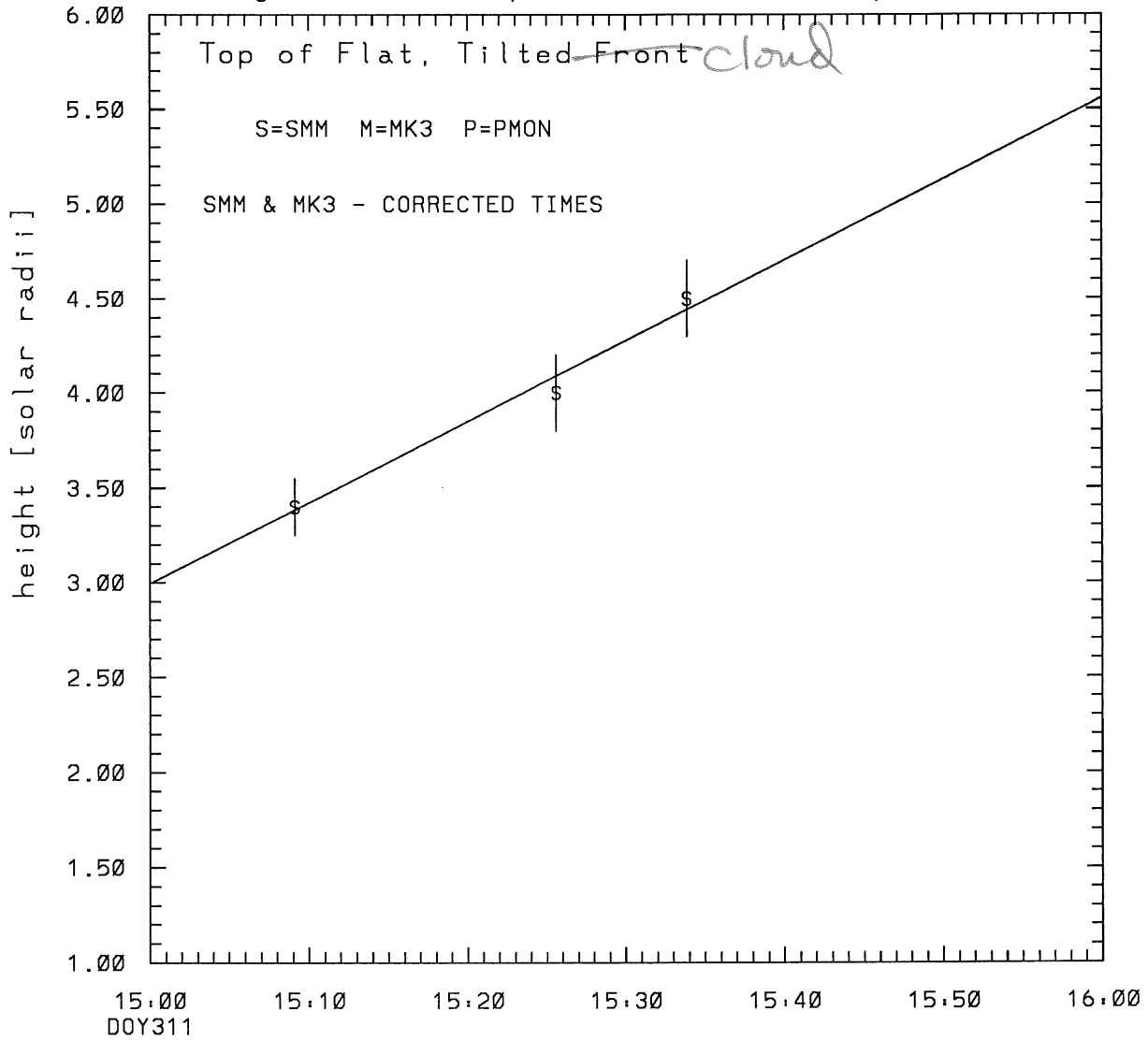


SMM C/P 1988 DOY311 45 +/- 0 degrees

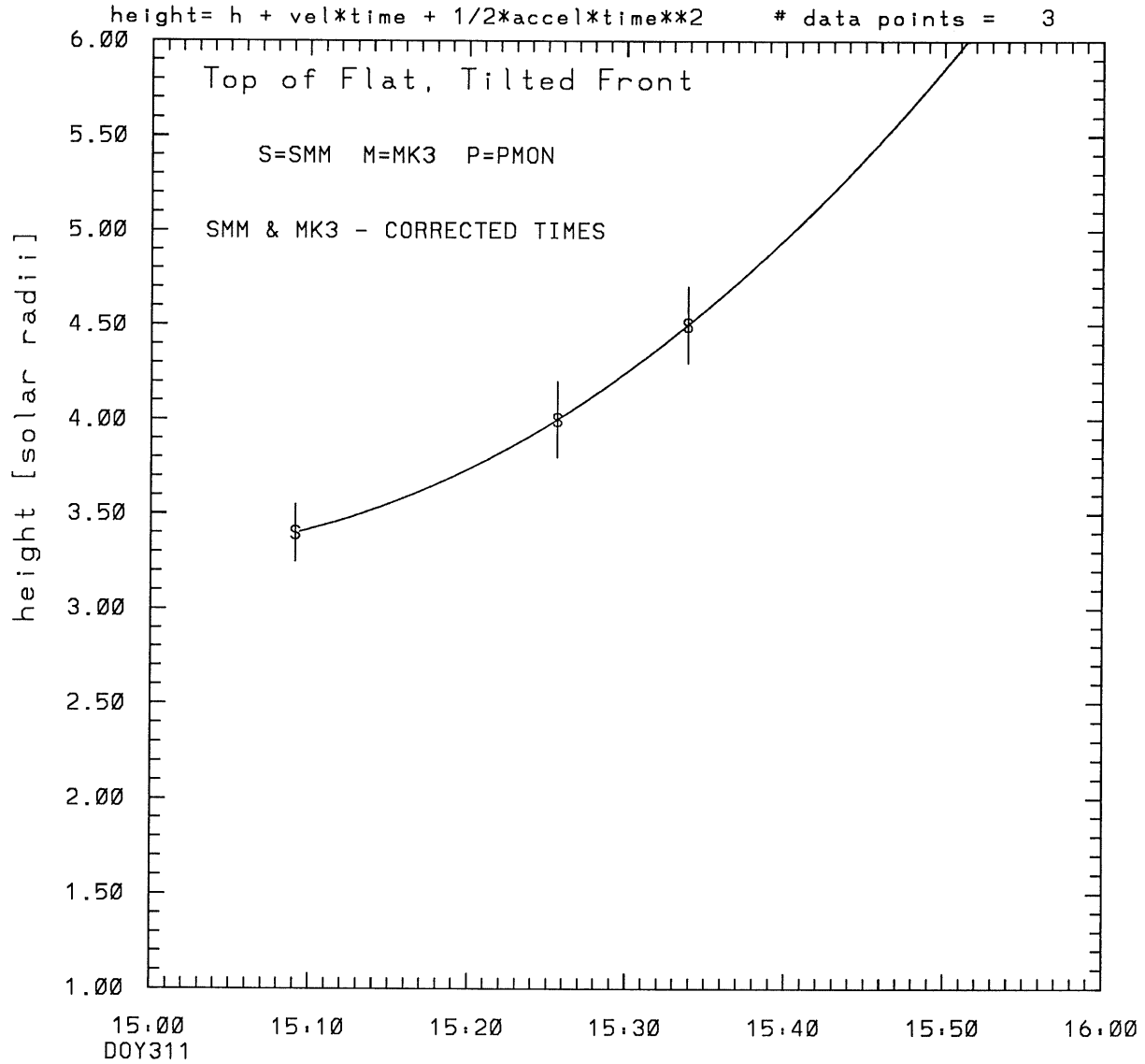
height = h + velocity*time

data points = 3



tstart=DOY311 14:15 +/- 2.5 [min.]
radial velocity= 495. +/- 43. [km/sec]

SMM C/P 1988 D0Y311 45 +/- 0 degrees

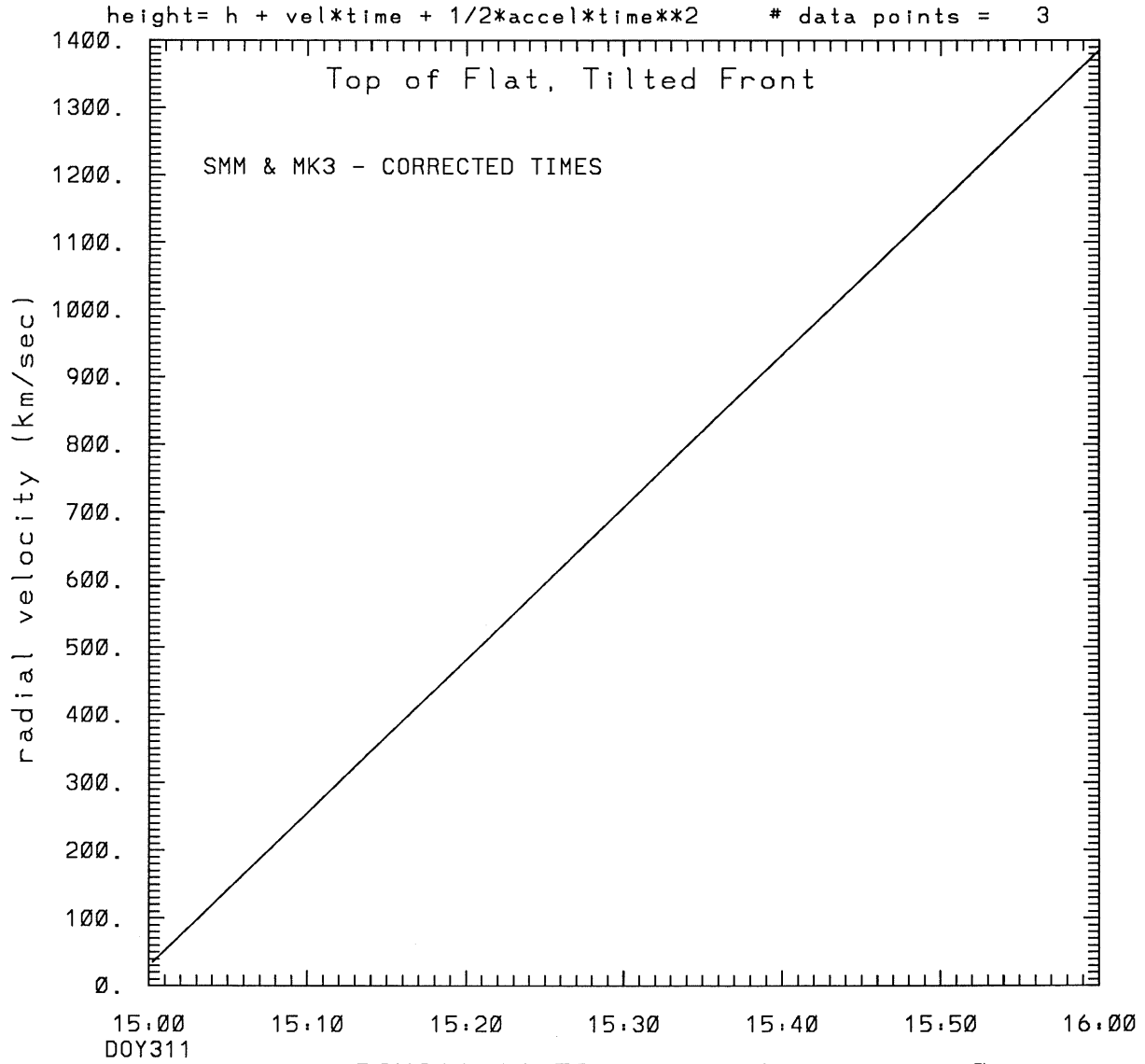


tstart=D0Y311 14:59 from derivative=0

Event begins at 3.29 Solar Radii

radial acceleration = 0.3766 +/- 0.0000 [km/sec**2]

SMM C/P 1988 DOY311 45 +/- 0 degrees



tstart=DOY311 14:59 from derivative=0
Event begins at 3.29 Solar Radii
radial acceleration=0.377E+00 km/sec**2

This is a 1 order run

INPUT:

year	day	time	radii	error in radius	angle	error in angle	datatype
1988	311	15: 9: 7	3.40	+/- 0.15	45.0	+/- 1.0	SMM
1988	311	15:25:37	4.00	+/- 0.20	45.0	+/- 1.0	SMM
1988	311	15:33:53	4.50	+/- 0.20	45.0	+/- 1.0	SMM

Structure being measured:
Top of Flat, Tilted Front

OUTPUT:

START TIME:

Event began at $t = 0 + -0.467E+02 +/- 0.254E+01$ [minutes]

In more convenient units:

Event began at DOY 311 14:15 +/- 0.254E+01 [minutes]

Origin defined at DOY311 15: 0

RADIAL INFORMATION:

RADIAL VELOCITY = 495. +/- 43. km/sec

The computed RADIAL coefficients and errors FROM NLLST2 are:

$c(1) = 0.299E+01 +/- 0.834E-01$ [solar radii]
 $c(2) = 0.427E-01 +/- 0.367E-02$ [radii/min]
 $c(2) = 0.495E+03 +/- 0.426E+02$ [km/sec]
 $c(3) = 0.000E+00 +/- 0.000E+00$ [radii/min**2]
 $c(3) = 0.000E+00 +/- 0.000E+00$ [km/sec**2]

The computed ERRORS in coefficients [BEVINGTON] are:

error in $c(1) = 0.15084E+00$ [radii] see Bevington pg. 114

error in $c(2) = 0.60138E-02$ [radii/min] see Bevington pg. 114

ANGULAR INFORMATION:

ANGULAR VELOCITY = 0.0000E+00 +/- 0.0000E+00[radians/sec]

The computed ANGULAR coefficients and errors FROM NLLST2 are:

a(1) = 45. +/- 0. [degrees]
a(2) = 0.000E+00 +/- 0.000E+00 [degrees/min]
a(2) = 0.000E+00 +/- 0.000E+00 [rad/sec]
a(3) = 0.000E+00 +/- 0.000E+00 [degrees/min**2]
a(3) = 0.000E+00 +/- 0.000E+00 [rad/sec**2]

THE TANGENTIAL AND TOTAL VELOCITIES AT EACH DATA POINT ARE:
The TANGENTIAL velocity at 15: 9 = 0. km/sec
The TOTAL velocity at 15: 9 = 495. km/sec

The TANGENTIAL velocity at 15:25 = 0. km/sec
The TOTAL velocity at 15:25 = 495. km/sec

The TANGENTIAL velocity at 15:33 = 0. km/sec
The TOTAL velocity at 15:33 = 495. km/sec

The following info is for estimating goodness of the fit

Fit is ok [ier=1]

Standard Deviation in the height = 0.55
Standard Deviation in start time measurement = 0.103E+02
Error in time = 0.25108E+01 using best fit method
See Taylor Error Analysis [Univ of Colorado] pg.78

Value of reduced Chi Squared returned from nllst2 = 0.465E-02
Reduced Chi Squared = 0.262E-01
Chi Squared = 0.262E-01
The probability for exceeding chi square = 0.946E+00

The correlation coefficient = 0.991E+00
The probability that no LINEAR correlation exists between the variables = 0.8736E-01
SEE BEVINGTON "Data Reduction and Error Analysis" [1969]

This is a 2 order run

INPUT:

year	day	time	radii	error in radius	angle	error in angle	datatype
1988	311	15: 9: 7	3.40	+/- 0.15	45.0	+/- 1.0	SMM
1988	311	15:25:37	4.00	+/- 0.20	45.0	+/- 1.0	SMM
1988	311	15:33:53	4.50	+/- 0.20	45.0	+/- 1.0	SMM

Structure being measured:
Top of Flat, Tilted Front

OUTPUT:

START TIME:

tstart=DOY311 14:59 from derivative = 0
Event begins at 3.29 Solar Radii
Origin defined at DOY311 15: 0

RADIAL INFORMATION:

RADIAL ACCELERATION = 0.377E+00 +/- 0.180E-04 km/sec**2

The computed RADIAL coefficients and errors FROM NLLST2 are:

c(1) = 0.330E+01 +/- 0.155E-04 [solar radii]
c(2) = 0.254E-02 +/- 0.193E-05 [radii/min]
c(2) = 0.294E+02 +/- 0.224E-01 [km/sec]
c(3) = 0.974E-03 +/- 0.464E-07 [radii/min**2]
c(3) = 0.377E+00 +/- 0.180E-04 [km/sec**2]

ANGULAR INFORMATION:

ANGULAR ACCELERATION= 0.0000E+00 +/- 0.0000E+00[radians/sec**2]

The computed ANGULAR coefficients and errors FROM NLLST2 are:

a(1) = 45. +/- 0. [degrees]
a(2) = 0.000E+00 +/- 0.000E+00 [degrees/min]
a(2) = 0.000E+00 +/- 0.000E+00 [rad/sec]
a(3) = 0.000E+00 +/- 0.000E+00 [degrees/min**2]
a(3) = 0.000E+00 +/- 0.000E+00 [rad/sec**2]

THE TANGENTIAL AND TOTAL VELOCITIES AT EACH DATA POINT ARE:

The TANGENTIAL velocity at 15: 9 = 0. km/sec

The TOTAL velocity at 15: 9 = 235. km/sec

The TANGENTIAL velocity at 15:25 = 0. km/sec

The TOTAL velocity at 15:25 = 608. km/sec

The TANGENTIAL velocity at 15:33 = 0. km/sec

The TOTAL velocity at 15:33 = 795. km/sec

The following info is for estimating goodness of the fit

Number data points = number of coefficients. No error analysis is possible.

Correlation coefficient is not computable!