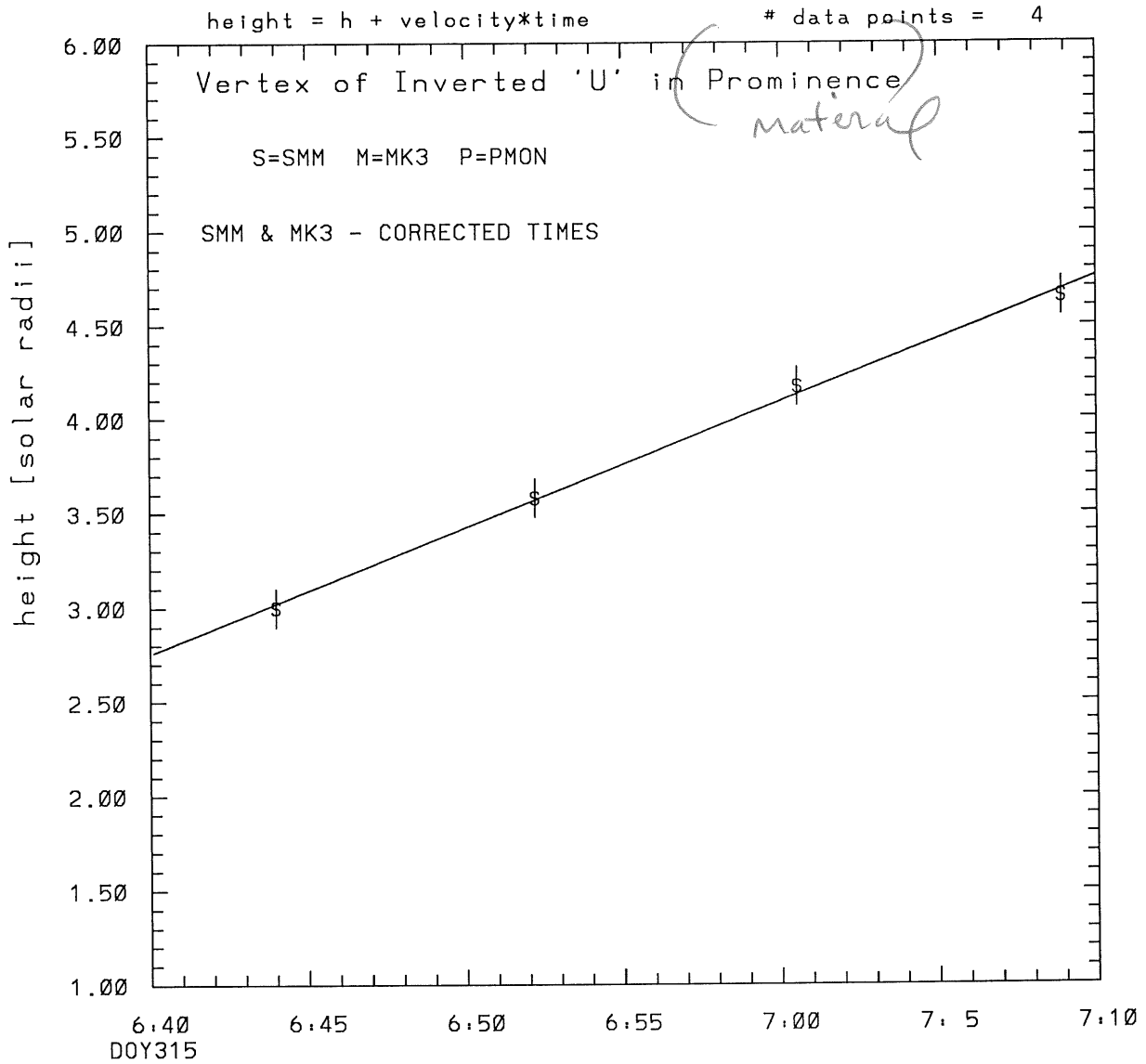
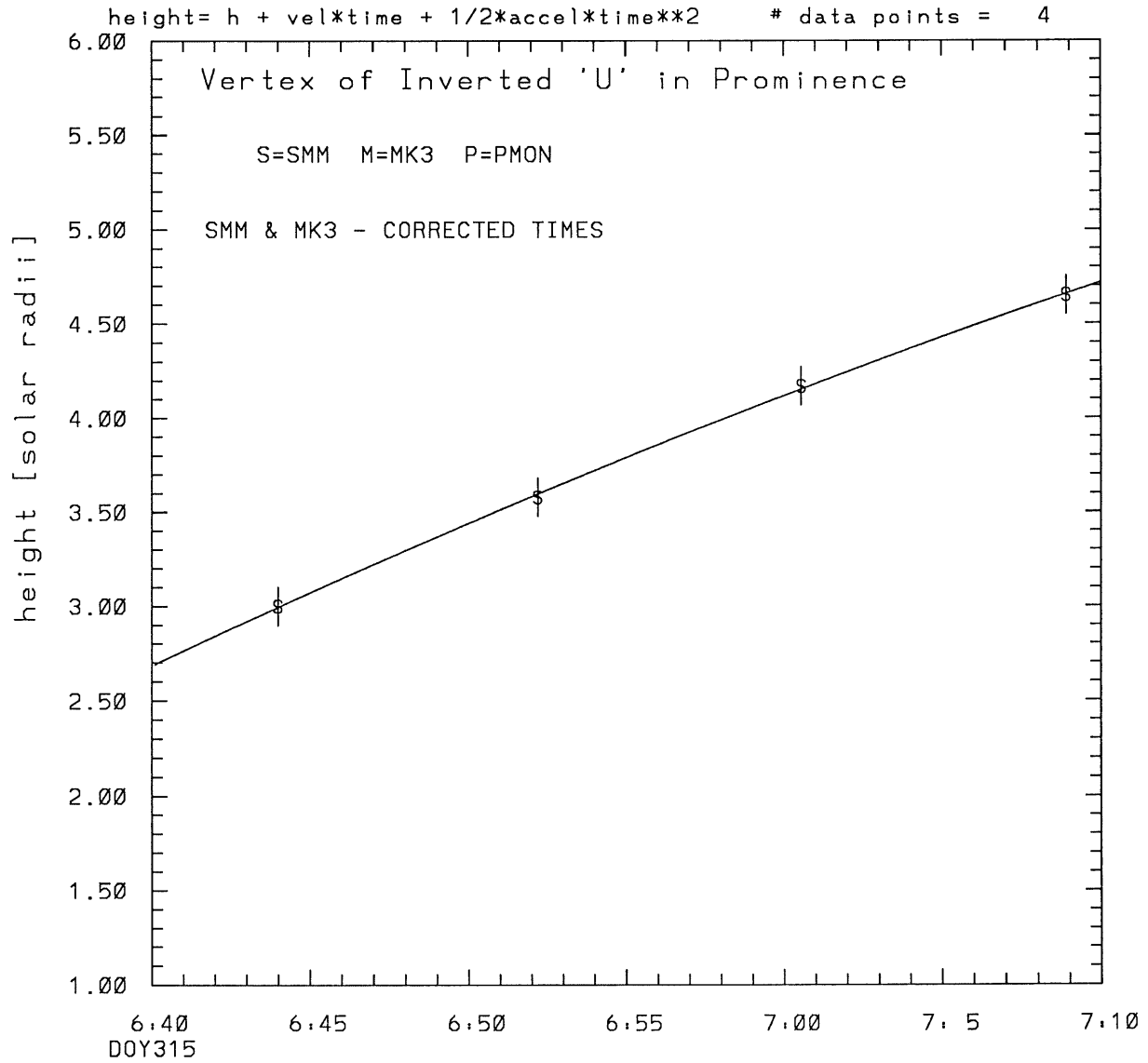


SMM C/P 1988 DOY315 74 +/- 0 degrees



tstart=DOY315 6:14 +/- 0.4 [min.]
radial velocity= 773. +/- 22. [km/sec]

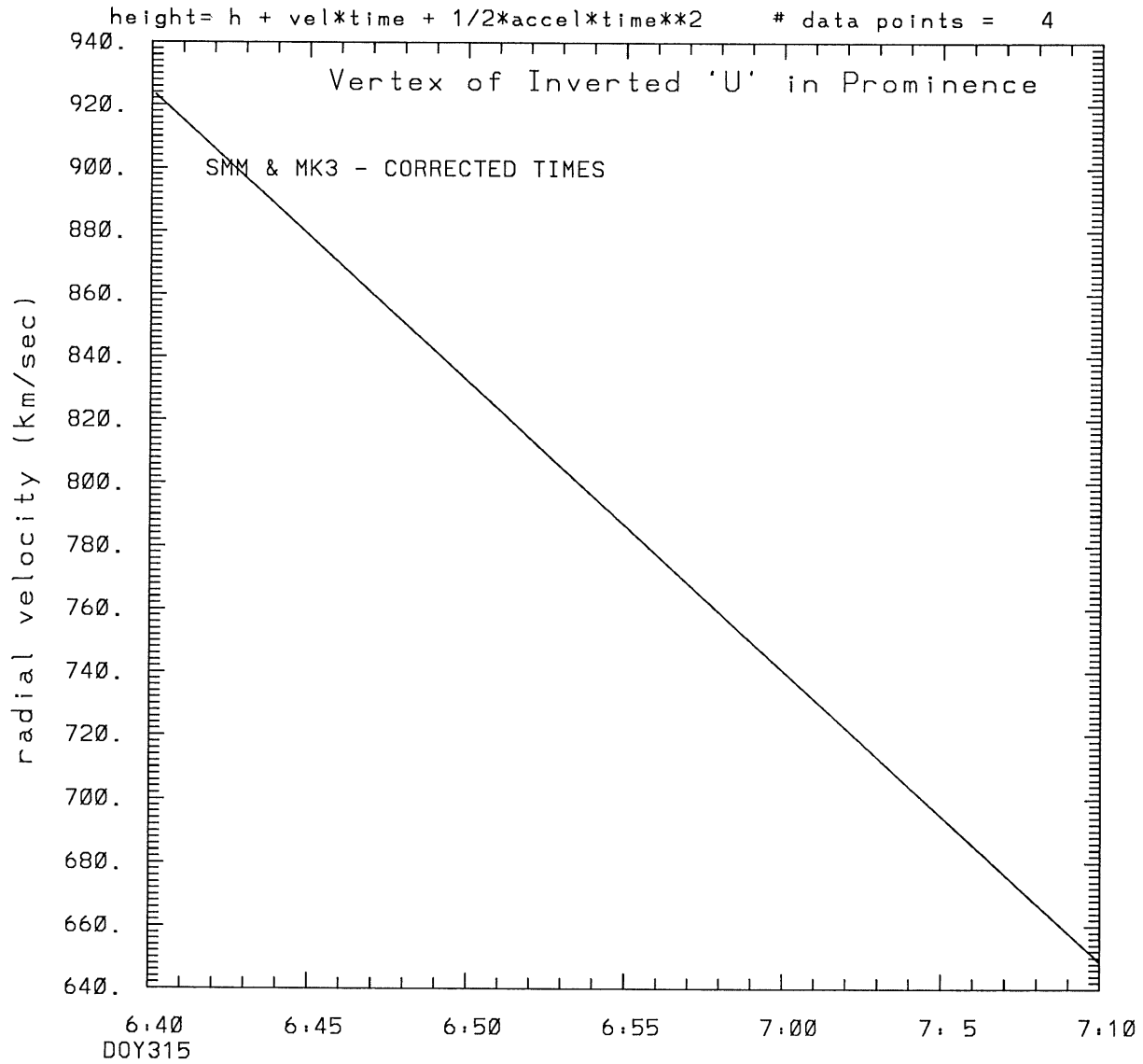
SMM C/P 1988 DOY315 74 +/- 0 degrees



tstart=DOY315 6.21 +/- 4.4 [min.]

radial acceleration = -0.1532 ± 0.0487 [km/sec**2]

SMM C/P 1988 DOY315 74 +/- 0 degrees



tstart=DOY315 6:21 +/- 4.4 [min.]

radial acceleration=-.153E+00 km/sec**2

This is a 1 order run

INPUT:

			error in	error in	
year	doj	time	radii radius	angle angle	datatype
1988	315	6:43:59	3.00 +/- 0.10	74.0 +/- 1.0	SMM
1988	315	6:52:12	3.58 +/- 0.10	74.0 +/- 1.0	SMM
1988	315	7: 0:33	4.17 +/- 0.10	74.0 +/- 1.0	SMM
1988	315	7: 8:54	4.65 +/- 0.10	74.0 +/- 1.0	SMM

Structure being measured:

Vertex of Inverted 'U' in Prominence

OUTPUT:

START TIME:

Event began at $t = 0 + -0.263E+02 +/- 0.444E+00$ [minutes]

In more convenient units:

Event began at DOY 315 6:14 +/- 0.444E+00 [minutes]

Origin defined at DOY315 6:40

RADIAL INFORMATION:

RADIAL VELOCITY = 773. +/- 22. km/sec

The computed RADIAL coefficients and errors FROM NLLST2 are:

$c(1) = 0.276E+01 +/- 0.351E-01$ [solar radii]
 $c(2) = 0.667E-01 +/- 0.186E-02$ [radii/min]
 $c(2) = 0.773E+03 +/- 0.216E+02$ [km/sec]
 $c(3) = 0.000E+00 +/- 0.000E+00$ [radii/min**2]
 $c(3) = 0.000E+00 +/- 0.000E+00$ [km/sec**2]

The computed ERRORS in coefficients [BEVINGTON] are:

error in $c(1) = 0.42942E-01$ [radii] see Bevington pg. 114

error in $c(2) = 0.22773E-02$ [radii/min] see Bevington pg. 114

ANGULAR INFORMATION:

ANGULAR VELOCITY = 0.0000E+00 +/- 0.0000E+00[radians/sec]

The computed ANGULAR coefficients and errors FROM NLLST2 are:

a(1) = 74. +/- 0. [degrees]
a(2) = 0.000E+00 +/- 0.000E+00 [degrees/min]
a(2) = 0.000E+00 +/- 0.000E+00 [rad/sec]
a(3) = 0.000E+00 +/- 0.000E+00 [degrees/min**2]
a(3) = 0.000E+00 +/- 0.000E+00 [rad/sec**2]

THE TANGENTIAL AND TOTAL VELOCITIES AT EACH DATA POINT ARE:

The TANGENTIAL velocity at 6:43 = 0. km/sec

The TOTAL velocity at 6:43 = 773. km/sec

The TANGENTIAL velocity at 6:52 = 0. km/sec

The TOTAL velocity at 6:52 = 773. km/sec

The TANGENTIAL velocity at 7: 0 = 0. km/sec

The TOTAL velocity at 7: 0 = 773. km/sec

The TANGENTIAL velocity at 7: 8 = 0. km/sec

The TOTAL velocity at 7: 8 = 773. km/sec

The following info is for estimating goodness of the fit

Fit is ok [ier=1]

Standard Deviation in the height = 0.72

Standard Deviation in start time measurement = 0.929E+01

Error in time = 0.89779E+00 using best fit method

See Taylor Error Analysis [Univ of Colorado] pg.78

Value of reduced Chi Squared returned from nllst2 = 0.119E-02

Reduced Chi Squared = 0.538E-02

Chi Squared = 0.108E-01

The probability for exceeding chi square = 0.999E+00

The correlation coefficient = 0.999E+00

The probability that no LINEAR correlation exists between the variables = 0.1167E-02

SEE BEVINGTON "Data Reduction and Error Analysis" [1969]

This is a 2 order run

INPUT:

year	day	time	radii	radius	error in	angle	error in	datatype
1988	315	6:43:59	3.00	+/- 0.10	74.0	+/- 1.0	SMM	
1988	315	6:52:12	3.58	+/- 0.10	74.0	+/- 1.0	SMM	
1988	315	7: 0:33	4.17	+/- 0.10	74.0	+/- 1.0	SMM	
1988	315	7: 8:54	4.65	+/- 0.10	74.0	+/- 1.0	SMM	

Structure being measured:

Vertex of Inverted 'U' in Prominence

material

OUTPUT:

START TIME:

Event began at t = 0 + -0.193E+02 +/- 0.439E+01 [minutes]

In more convenient units:

Event began at DOY 315 6:21 +/- 0.439E+01 [minutes]

Origin defined at DOY315 6:40

RADIAL INFORMATION:

RADIAL ACCELERATION = -0.153E+00 +/- 0.487E-01 km/sec**2

The computed RADIAL coefficients and errors FROM NLLST2 are:

c(1) = 0.268E+01 +/- 0.291E-01 [solar radii]
 c(2) = 0.797E-01 +/- 0.425E-02 [radii/min]
 c(2) = 0.924E+03 +/- 0.493E+02 [km/sec]
 c(3) = -0.396E-03 +/- 0.126E-03 [radii/min**2]
 c(3) = -0.153E+00 +/- 0.487E-01 [km/sec**2]

The computed ERRORS in coefficients [BEVINGTON] are:

Approximate error in c(1) = 0.41208E-01 [radii] Bevington pg 154 (8-30)
 Exact error in c(1) = 0.13182E-01 [radii] Bevington pg 154 (8-28)
 Approximate error in c(2) = 0.60087E-02 [radii/min] Bevington pg 154 (8-30)
 Exact error in c(2) = 0.29484E-02 [radii/min] Bevington pg 154 (8-28)
 Approximate error in c(3) = 0.17819E-03 [radii/min**] Bevington pg 154 (8-30)
 Exact error in c(3) = 0.89088E-04 [radii/min**] Bevington pg 154 (8-28)

ANGULAR INFORMATION:

ANGULAR ACCELERATION= 0.0000E+00 +/- 0.0000E+00[radians/sec**2]

The computed ANGULAR coefficients and errors FROM NLLST2 are:

a(1) = 74. +/- 0. [degrees]
a(2) = 0.000E+00 +/- 0.000E+00 [degrees/min]
a(2) = 0.000E+00 +/- 0.000E+00 [rad/sec]
a(3) = 0.000E+00 +/- 0.000E+00 [degrees/min**2]
a(3) = 0.000E+00 +/- 0.000E+00 [rad/sec**2]

THE TANGENTIAL AND TOTAL VELOCITIES AT EACH DATA POINT ARE:

The TANGENTIAL velocity at 6:43 = 0. km/sec

The TOTAL velocity at 6:43 = 888. km/sec

The TANGENTIAL velocity at 6:52 = 0. km/sec

The TOTAL velocity at 6:52 = 812. km/sec

The TANGENTIAL velocity at 7: 0 = 0. km/sec

The TOTAL velocity at 7: 0 = 736. km/sec

The TANGENTIAL velocity at 7: 8 = 0. km/sec

The TOTAL velocity at 7: 8 = 659. km/sec

The following info is for estimating goodness of the fit

Fit is ok [ier=1]

Standard Deviation in the height = 0.72

Standard Deviation in start time measurement = 0.929E+01

Value of reduced Chi Squared returned from nllst2 = 0.301E-03

Reduced Chi Squared = 0.150E-02

Chi Squared = 0.150E-02

The probability for exceeding chi square = 0.986E+00

For a second order fit 3 correlation coefficients are given:

(Using equation of motion: $r = a + bt + at^2$)

The correlation between the data and the term linear in time = 0.9988E+00

The correlation between the data and the time**2 term = 0.9647E+00

The correlation between the data and the complete equation of motion = 0.9996E+00

SEE BEVINGTON "Data Reduction and Error Analysis" [1969]