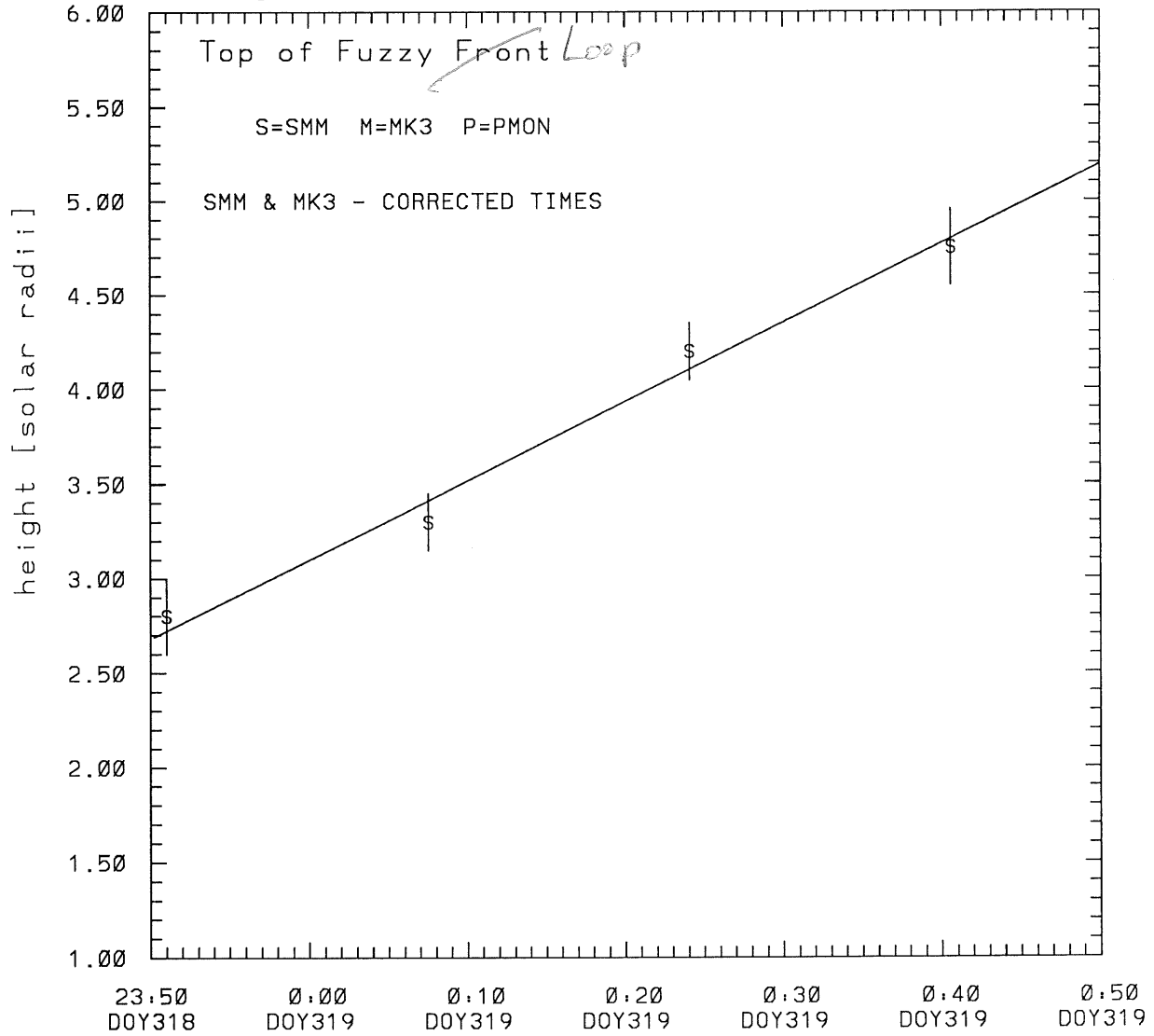


SMM C/P 1988 DOY318 255 +/- 0 degrees

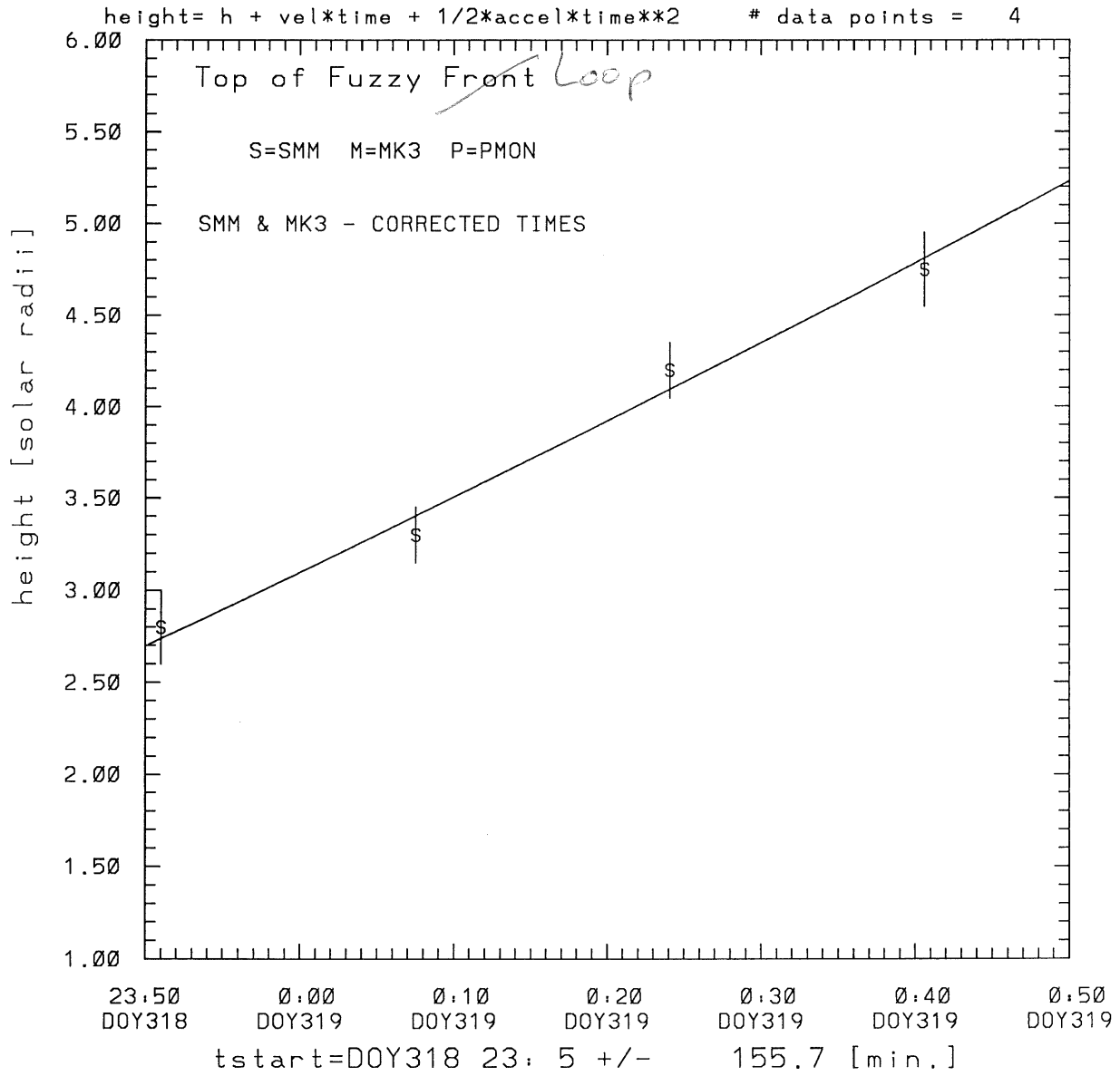
height = h + velocity*time

data points = 4



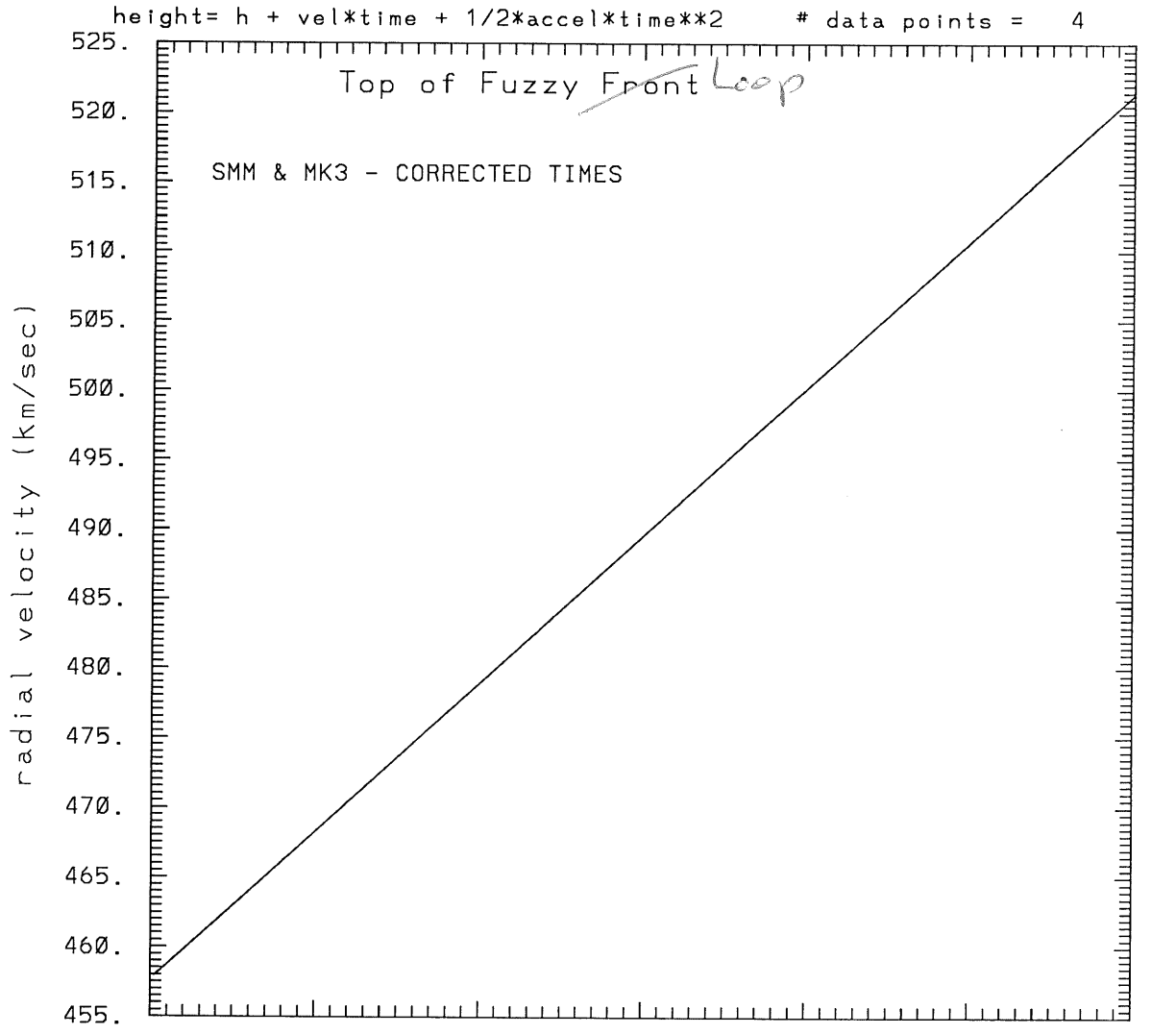
tstart=DOY318 23:10 +/- 1.4 [min.]
radial velocity= 485. +/- 38. [km/sec]

SMM C/P 1988 DOY318 255 +/- 0 degrees



radial acceleration = 0.0177 ± 0.0950 [km/sec**2]

SMM C/P 1988 DOY318 255 +/- 0 degrees



23.50 0.00 0.10 0.20 0.30 0.40 0.50
DOY318 DOY319

tstart=DOY318 23: 5 +/- 155.7 [min.]

radial acceleration = $0.177E-01$ km/sec**2

This is a 1 order run

INPUT:

year	doy	time	radii	error in radius	error in angle	angle	datatype
1988	318	23:51: 1	2.80	+/- 0.20	255.0	+/- 0.5	SMM
1988	319	0: 7:32	3.30	+/- 0.15	255.0	+/- 1.0	SMM
1988	319	0:24: 5	4.20	+/- 0.15	255.0	+/- 1.0	SMM
1988	319	0:40:36	4.75	+/- 0.20	255.0	+/- 1.0	SMM

Structure being measured:

Top of Fuzzy Front *Loop*

OUTPUT:

START TIME:

Event began at t = 0 + -0.402E+02 +/- 0.140E+01 [minutes]

In more convenient units:

Event began at DOY 318 23:10 +/- 0.140E+01 [minutes]

Origin defined at DOY318 23:50

RADIAL INFORMATION:

RADIAL VELOCITY = 485. +/- 38. km/sec

The computed RADIAL coefficients and errors FROM NLLST2 are:

c(1) = 0.268E+01 +/- 0.994E-01 [solar radii]
c(2) = 0.418E-01 +/- 0.326E-02 [radii/min]
c(2) = 0.485E+03 +/- 0.378E+02 [km/sec]
c(3) = 0.000E+00 +/- 0.000E+00 [radii/min**2]
c(3) = 0.000E+00 +/- 0.000E+00 [km/sec**2]

The computed ERRORS in coefficients [BEVINGTON] are:

error in c(1)= 0.10502E+00 [radii] see Bevington pg. 114

error in c(2)= 0.33083E-02 [radii/min] see Bevington pg. 114

ANGULAR INFORMATION:

ANGULAR VELOCITY = 0.0000E+00 +/- 0.0000E+00[radians/sec]

The computed ANGULAR coefficients and errors FROM NLLST2 are:

a(1) = 255. +/- 0. [degrees]
a(2) = 0.000E+00 +/- 0.000E+00 [degrees/min]
a(2) = 0.000E+00 +/- 0.000E+00 [rad/sec]
a(3) = 0.000E+00 +/- 0.000E+00 [degrees/min**2]
a(3) = 0.000E+00 +/- 0.000E+00 [rad/sec**2]

THE TANGENTIAL AND TOTAL VELOCITIES AT EACH DATA POINT ARE:

The TANGENTIAL velocity at 23:51 = 0. km/sec

The TOTAL velocity at 23:51 = 485. km/sec

The TANGENTIAL velocity at 0: 7 = 0. km/sec

The TOTAL velocity at 0: 7 = 485. km/sec

The TANGENTIAL velocity at 0:24 = 0. km/sec

The TOTAL velocity at 0:24 = 485. km/sec

The TANGENTIAL velocity at 0:40 = 0. km/sec

The TOTAL velocity at 0:40 = 485. km/sec

The following info is for estimating goodness of the fit

Fit is ok [ier=1]

Standard Deviation in the height = 0.88

Standard Deviation in start time measurement = 0.185E+02

Error in time = 0.41356E+01 using best fit method

See Taylor Error Analysis [Univ of Colorado] pg.78

Value of reduced Chi Squared returned from nllst2 = 0.112E-01

Reduced Chi Squared = 0.335E-01

Chi Squared = 0.670E-01

The probability for exceeding chi square = 0.989E+00

The correlation coefficient = 0.994E+00

The probability that no LINEAR correlation exists between the variables = 0.6206E-02

SEE BEVINGTON "Data Reduction and Error Analysis" [1969]

This is a 2 order run

INPUT:

year	doy	time	radii	error in radius	error in angle	angle	datatype
1988	318	23:51: 1	2.80	+/- 0.20	255.0	+/- 0.5	SMM
1988	319	0: 7:32	3.30	+/- 0.15	255.0	+/- 1.0	SMM
1988	319	0:24: 5	4.20	+/- 0.15	255.0	+/- 1.0	SMM
1988	319	0:40:36	4.75	+/- 0.20	255.0	+/- 1.0	SMM

Structure being measured:
Top of Fuzzy Front *Loop*

OUTPUT:

START TIME:

Event began at $t = 0 + -0.454E+02 +/- 0.156E+03$ [minutes]
In more convenient units:
Event began at DOY 318 23: 5 +/- 0.156E+03 [minutes]

Origin defined at DOY318 23:50

RADIAL INFORMATION:

RADIAL ACCELERATION = $0.177E-01 +/- 0.950E-01$ km/sec**2

The computed RADIAL coefficients and errors FROM NLLST2 are:

$c(1) = 0.270E+01 +/- 0.156E+00$ [solar radii]
 $c(2) = 0.395E-01 +/- 0.133E-01$ [radii/min]
 $c(2) = 0.458E+03 +/- 0.154E+03$ [km/sec]
 $c(3) = 0.458E-04 +/- 0.246E-03$ [radii/min**2]
 $c(3) = 0.177E-01 +/- 0.950E-01$ [km/sec**2]

The computed ERRORS in coefficients [BEVINGTON] are:

Approximate error in $c(1) = 0.17855E+00$ [radii] Bevington pg 154 (8-30)
Exact error in $c(1) = 0.65659E-01$ [radii] Bevington pg 154 (8-28)
Approximate error in $c(2) = 0.16808E-01$ [radii/min] Bevington pg 154 (8-30)
Exact error in $c(2) = 0.82617E-02$ [radii/min] Bevington pg 154 (8-28)
Approximate error in $c(3) = 0.31305E-03$ [radii/min**] Bevington pg 154 (8-30)
Exact error in $c(3) = 0.15653E-03$ [radii/min**] Bevington pg 154 (8-28)

ANGULAR INFORMATION:

ANGULAR ACCELERATION= 0.0000E+00 +/- 0.0000E+00[radians/sec**2]

The computed ANGULAR coefficients and errors FROM NLLST2 are:

a(1) = 255. +/- 0. [degrees]
a(2) = 0.000E+00 +/- 0.000E+00 [degrees/min]
a(2) = 0.000E+00 +/- 0.000E+00 [rad/sec]
a(3) = 0.000E+00 +/- 0.000E+00 [degrees/min**2]
a(3) = 0.000E+00 +/- 0.000E+00 [rad/sec**2]

THE TANGENTIAL AND TOTAL VELOCITIES AT EACH DATA POINT ARE:

The TANGENTIAL velocity at 23:51 = 0. km/sec

The TOTAL velocity at 23:51 = 459. km/sec

The TANGENTIAL velocity at 0: 7 = 0. km/sec

The TOTAL velocity at 0: 7 = 476. km/sec

The TANGENTIAL velocity at 0:24 = 0. km/sec

The TOTAL velocity at 0:24 = 494. km/sec

The TANGENTIAL velocity at 0:40 = 0. km/sec

The TOTAL velocity at 0:40 = 511. km/sec

The following info is for estimating goodness of the fit

Fit is ok [ier=1]

Standard Deviation in the height = 0.88
Standard Deviation in start time measurement = 0.185E+02
Value of reduced Chi Squared returned from nllst2 = 0.166E-01
Reduced Chi Squared = 0.731E-01
Chi Squared = 0.731E-01
The probability for exceeding chi square = 0.898E+00

For a second order fit 3 correlation coefficients are given:

(Using equation of motion: $r = a + bt + at^{**2}$)

The correlation between the data and the term linear in time = 0.8731E+00

The correlation between the data and the time**2 term = 0.8444E+00

The correlation between the data and the complete equation of motion = 0.9824E+00

SEE BEVINGTON "Data Reduction and Error Analysis" [1969]