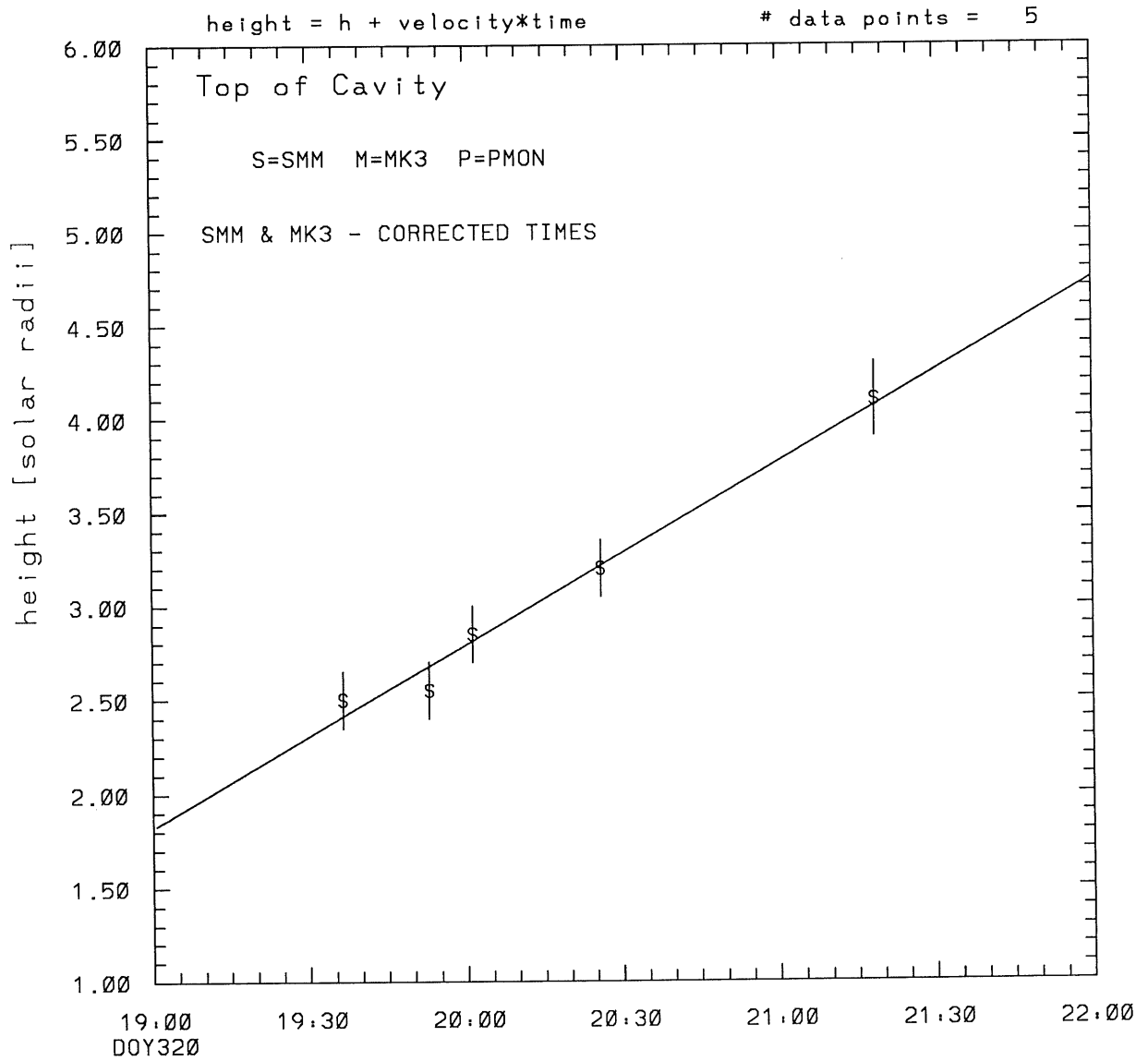
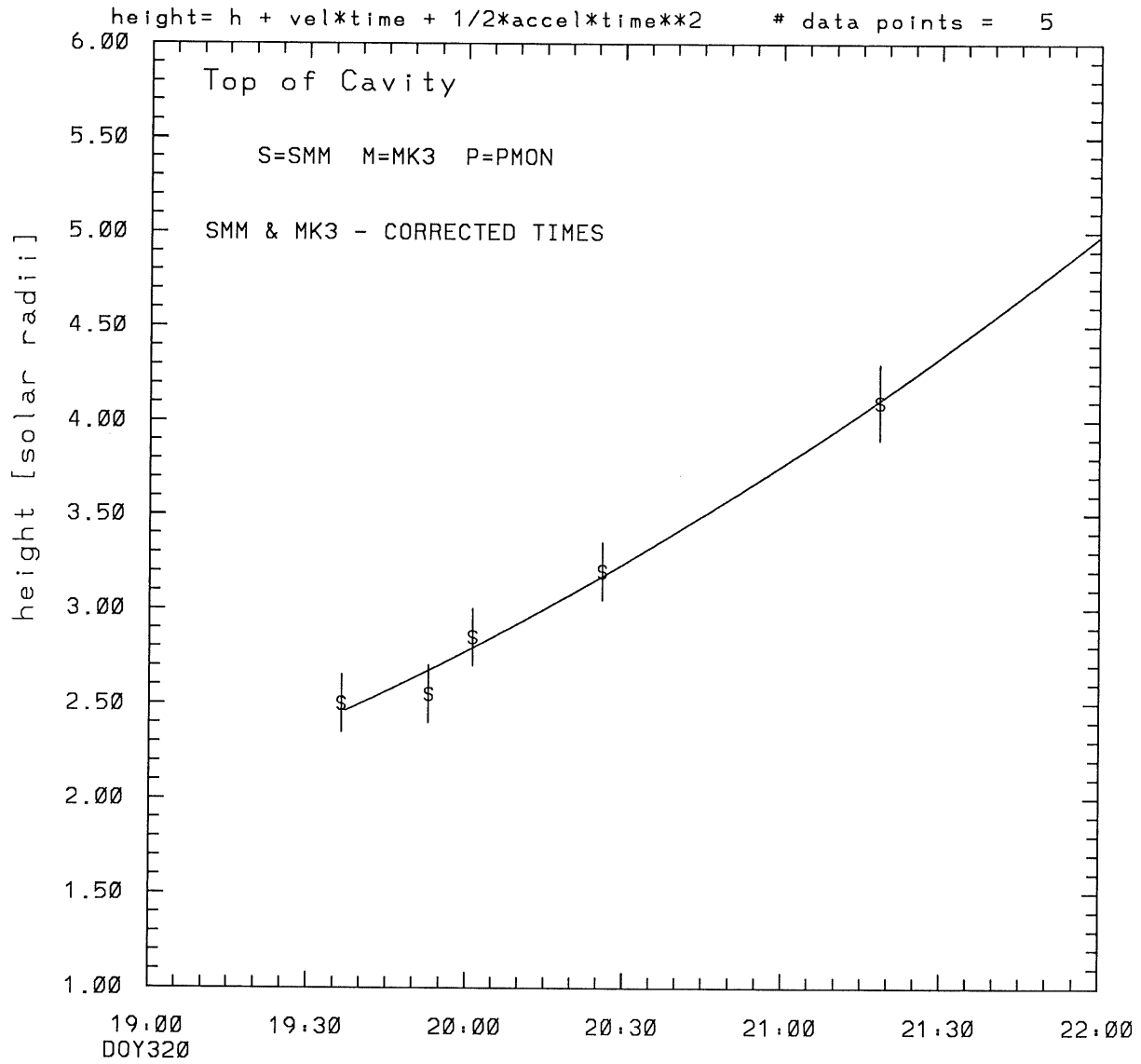


SMM C/P 1988 DOY320 300 +/- 0 degrees



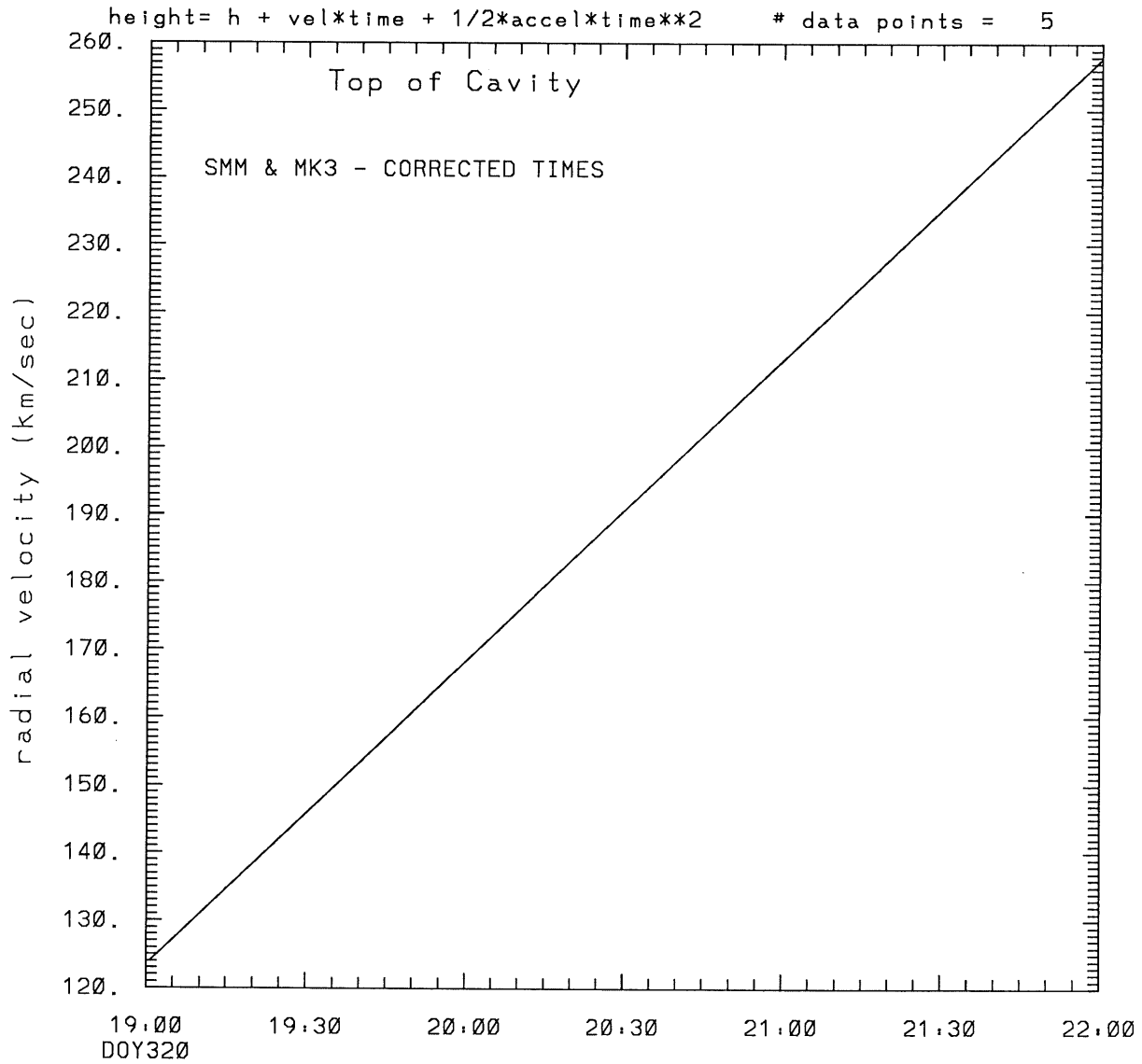
tstart=DOY320 18:11 +/- 1.3 [min.]
radial velocity= 188. +/- 14. [km/sec]

SMM C/P 1988 DOY320 300 +/- 0 degrees



tstart=DOY320 16.15 from derivative=0
Event begins at 1.14 Solar Radii
radial acceleration = 0.0124 ± 0.0152 [km/sec**2]

SMM C/P 1988 DOY320 300 +/- 0 degrees



tstart=DOY320 16:15 from derivative=0

Event begins at 1.14 Solar Radii

radial acceleration=0.124E-01 km/sec**2

This is a 1 order run

INPUT:

year	doy	time	radii	error in radius	angle	error in angle	datatype
1988	320	19:36:26	2.50	+/- 0.15	300.0	+/- 0.5	SMM
1988	320	19:52:57	2.55	+/- 0.15	300.0	+/- 0.5	SMM
1988	320	20: 1:13	2.85	+/- 0.15	300.0	+/- 0.5	SMM
1988	320	20:25:58	3.20	+/- 0.15	300.0	+/- 1.0	SMM
1988	320	21:18:26	4.10	+/- 0.20	300.0	+/- 1.0	SMM

Structure being measured:

Top of Cavity

OUTPUT:

START TIME:

Event began at t = 0 + -0.506E+02 +/- 0.131E+01 [minutes]

In more convenient units:

Event began at DOY 320 18:11 +/- 0.131E+01 [minutes]

Origin defined at DOY320 19: 0

RADIAL INFORMATION:

RADIAL VELOCITY = 188. +/- 14. km/sec

The computed RADIAL coefficients and errors FROM NLLST2 are:

c(1) = 0.182E+01 +/- 0.934E-01 [solar radii]
 c(2) = 0.162E-01 +/- 0.124E-02 [radii/min]
 c(2) = 0.188E+03 +/- 0.143E+02 [km/sec]
 c(3) = 0.000E+00 +/- 0.000E+00 [radii/min**2]
 c(3) = 0.000E+00 +/- 0.000E+00 [km/sec**2]

The computed ERRORS in coefficients [BEVINGTON] are:

error in c(1)= 0.99675E-01 [radii] see Bevington pg. 114

error in c(2)= 0.12011E-02 [radii/min] see Bevington pg. 114

ANGULAR INFORMATION:

ANGULAR VELOCITY = 0.0000E+00 +/- 0.0000E+00[radians/sec]

The computed ANGULAR coefficients and errors FROM NLLST2 are:

a(1) = 300. +/- 0. [degrees]
a(2) = 0.000E+00 +/- 0.000E+00 [degrees/min]
a(2) = 0.000E+00 +/- 0.000E+00 [rad/sec]
a(3) = 0.000E+00 +/- 0.000E+00 [degrees/min**2]
a(3) = 0.000E+00 +/- 0.000E+00 [rad/sec**2]

THE TANGENTIAL AND TOTAL VELOCITIES AT EACH DATA POINT ARE:

The TANGENTIAL velocity at 19:36 = 0. km/sec

The TOTAL velocity at 19:36 = 188. km/sec

The TANGENTIAL velocity at 19:52 = 0. km/sec

The TOTAL velocity at 19:52 = 188. km/sec

The TANGENTIAL velocity at 20: 1 = 0. km/sec

The TOTAL velocity at 20: 1 = 188. km/sec

The TANGENTIAL velocity at 20:25 = 0. km/sec

The TOTAL velocity at 20:25 = 188. km/sec

The TANGENTIAL velocity at 21:18 = 0. km/sec

The TOTAL velocity at 21:18 = 188. km/sec

The following info is for estimating goodness of the fit

Fit is ok [ier=1]

Standard Deviation in the height = 0.66

Standard Deviation in start time measurement = 0.355E+02

Error in time = 0.10188E+02 using best fit method

See Taylor Error Analysis [Univ of Colorado] pg.78

Value of reduced Chi Squared returned from nllst2 = 0.734E-02

Reduced Chi Squared = 0.174E-01

Chi Squared = 0.521E-01

The probability for exceeding chi square = 0.999E+00

The correlation coefficient = 0.992E+00

The probability that no LINEAR correlation exists between the variables = 0.8461E-03

SEE BEVINGTON "Data Reduction and Error Analysis" [1969]

This is a 2 order run

INPUT:

year	doy	time	error in radii	error in radius	error in angle	error in angle	datatype
1988	320	19:36:26	2.50 +/- 0.15	300.0 +/- 0.5	300.0 +/- 0.5	300.0 +/- 0.5	SMM
1988	320	19:52:57	2.55 +/- 0.15	300.0 +/- 0.5	300.0 +/- 0.5	300.0 +/- 0.5	SMM
1988	320	20: 1:13	2.85 +/- 0.15	300.0 +/- 0.5	300.0 +/- 0.5	300.0 +/- 0.5	SMM
1988	320	20:25:58	3.20 +/- 0.15	300.0 +/- 0.5	300.0 +/- 1.0	300.0 +/- 1.0	SMM
1988	320	21:18:26	4.10 +/- 0.20	300.0 +/- 0.5	300.0 +/- 1.0	300.0 +/- 1.0	SMM

Structure being measured:

Top of Cavity

OUTPUT:

START TIME:

tstart=DOY320 16:15 from derivative = 0
 Event begins at 1.14 Solar Radii
 Origin defined at DOY320 19: 0

RADIAL INFORMATION:

RADIAL ACCELERATION = 0.124E-01 +/- 0.152E-01 km/sec**2

The computed RADIAL coefficients and errors FROM NLLST2 are:

c(1) = 0.202E+01 +/- 0.264E+00 [solar radii]
 c(2) = 0.106E-01 +/- 0.695E-02 [radii/min]
 c(2) = 0.123E+03 +/- 0.806E+02 [km/sec]
 c(3) = 0.322E-04 +/- 0.394E-04 [radii/min**2]
 c(3) = 0.124E-01 +/- 0.152E-01 [km/sec**2]

The computed ERRORS in coefficients [BEVINGTON] are:

Approximate error in c(1) = 0.31981E+00 [radii] Bevington pg 154 (8-30)
 Exact error in c(1) = 0.86561E-01 [radii] Bevington pg 154 (8-28)
 Approximate error in c(2) = 0.83092E-02 [radii/min] Bevington pg 154 (8-30)
 Exact error in c(2) = 0.19610E-02 [radii/min] Bevington pg 154 (8-28)
 Approximate error in c(3) = 0.45712E-04 [radii/min**] Bevington pg 154 (8-30)
 Exact error in c(3) = 0.98939E-05 [radii/min**] Bevington pg 154 (8-28)

ANGULAR INFORMATION:

ANGULAR ACCELERATION= 0.0000E+00 +/- 0.0000E+00[radians/sec**2]

The computed ANGULAR coefficients and errors FROM NLLST2 are:

a(1) = 300. +/- 0. [degrees]
a(2) = 0.000E+00 +/- 0.000E+00 [degrees/min]
a(2) = 0.000E+00 +/- 0.000E+00 [rad/sec]
a(3) = 0.000E+00 +/- 0.000E+00 [degrees/min**2]
a(3) = 0.000E+00 +/- 0.000E+00 [rad/sec**2]

THE TANGENTIAL AND TOTAL VELOCITIES AT EACH DATA POINT ARE:

The TANGENTIAL velocity at 19:36 = 0. km/sec

The TOTAL velocity at 19:36 = 151. km/sec

The TANGENTIAL velocity at 19:52 = 0. km/sec

The TOTAL velocity at 19:52 = 163. km/sec

The TANGENTIAL velocity at 20: 1 = 0. km/sec

The TOTAL velocity at 20: 1 = 169. km/sec

The TANGENTIAL velocity at 20:25 = 0. km/sec

The TOTAL velocity at 20:25 = 188. km/sec

The TANGENTIAL velocity at 21:18 = 0. km/sec

The TOTAL velocity at 21:18 = 227. km/sec

The following info is for estimating goodness of the fit

Fit is ok [ier=1]

Standard Deviation in the height = 0.66

Standard Deviation in start time measurement = 0.355E+02

Value of reduced Chi Squared returned from nllst2 = 0.801E-02

Reduced Chi Squared = 0.233E-01

Chi Squared = 0.465E-01

The probability for exceeding chi square = 0.992E+00

For a second order fit 3 correlation coefficients are given:

(Using equation of motion: $r = a + bt + at^{**2}$)

The correlation between the data and the term linear in time = 0.8791E+00

The correlation between the data and the time**2 term = 0.8516E+00

The correlation between the data and the complete equation of motion = 0.9825E+00

SEE BEVINGTON "Data Reduction and Error Analysis" [1969]