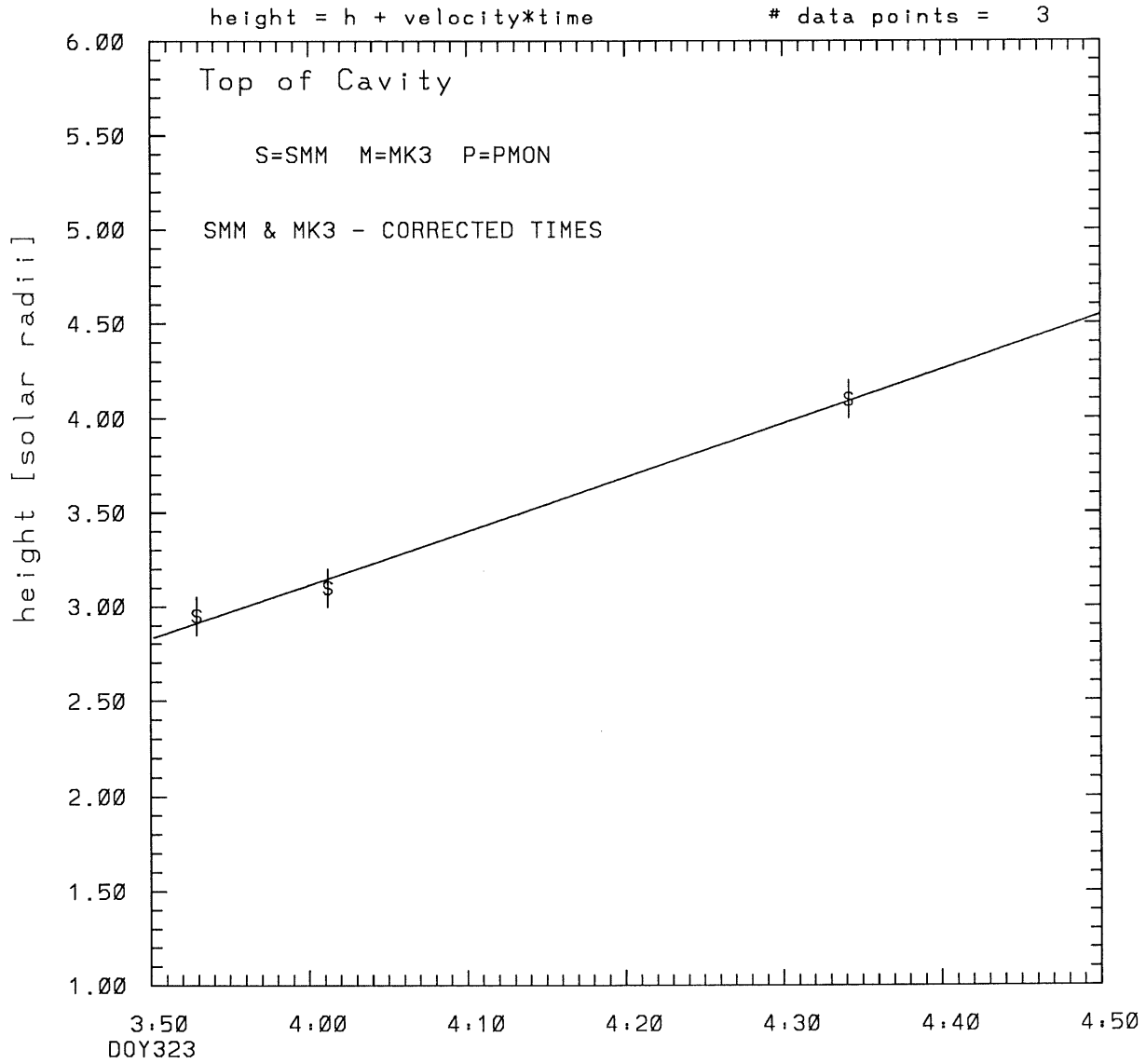
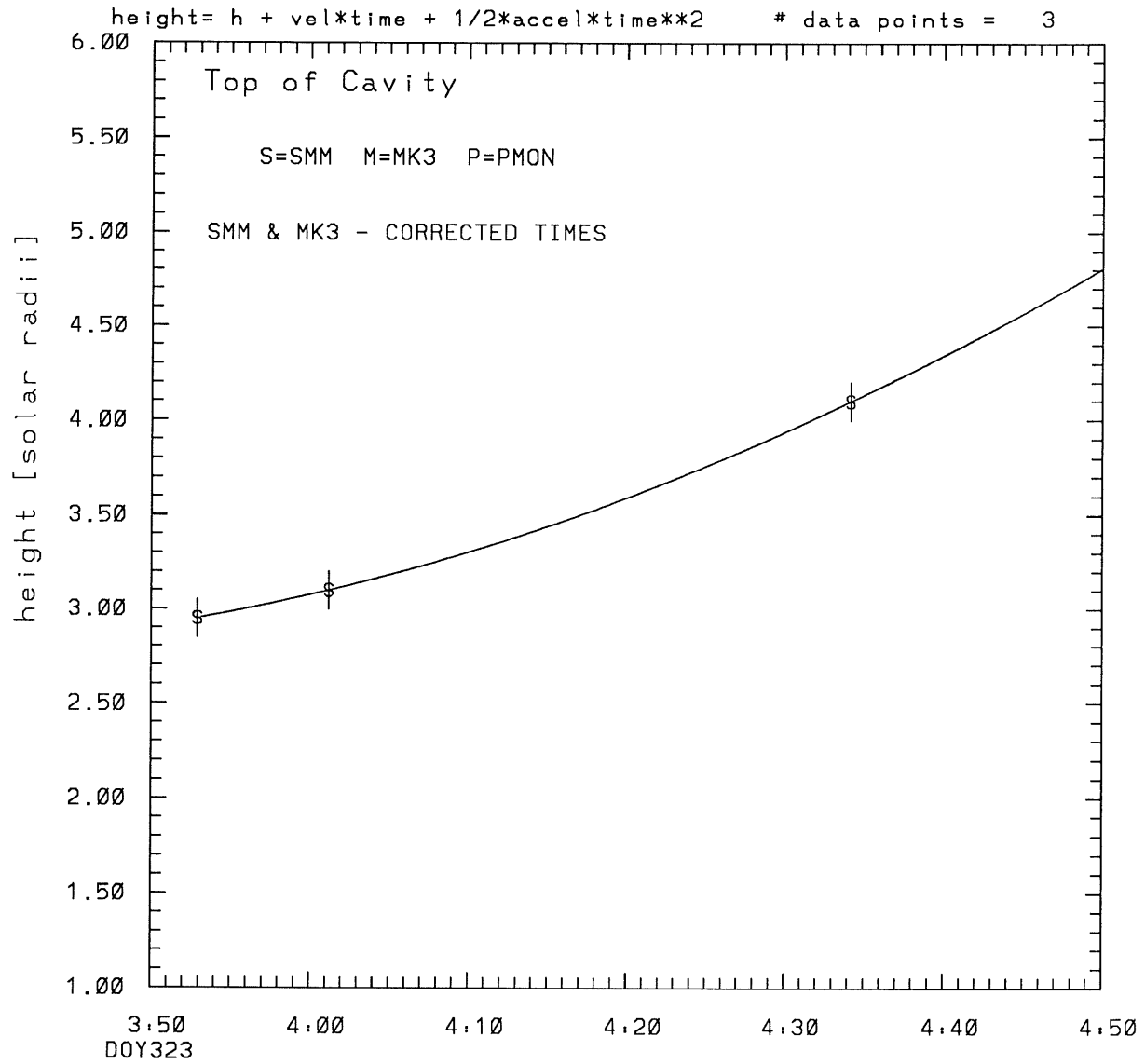


SMM C/P 1988 DOY323 62 +/- 0 degrees



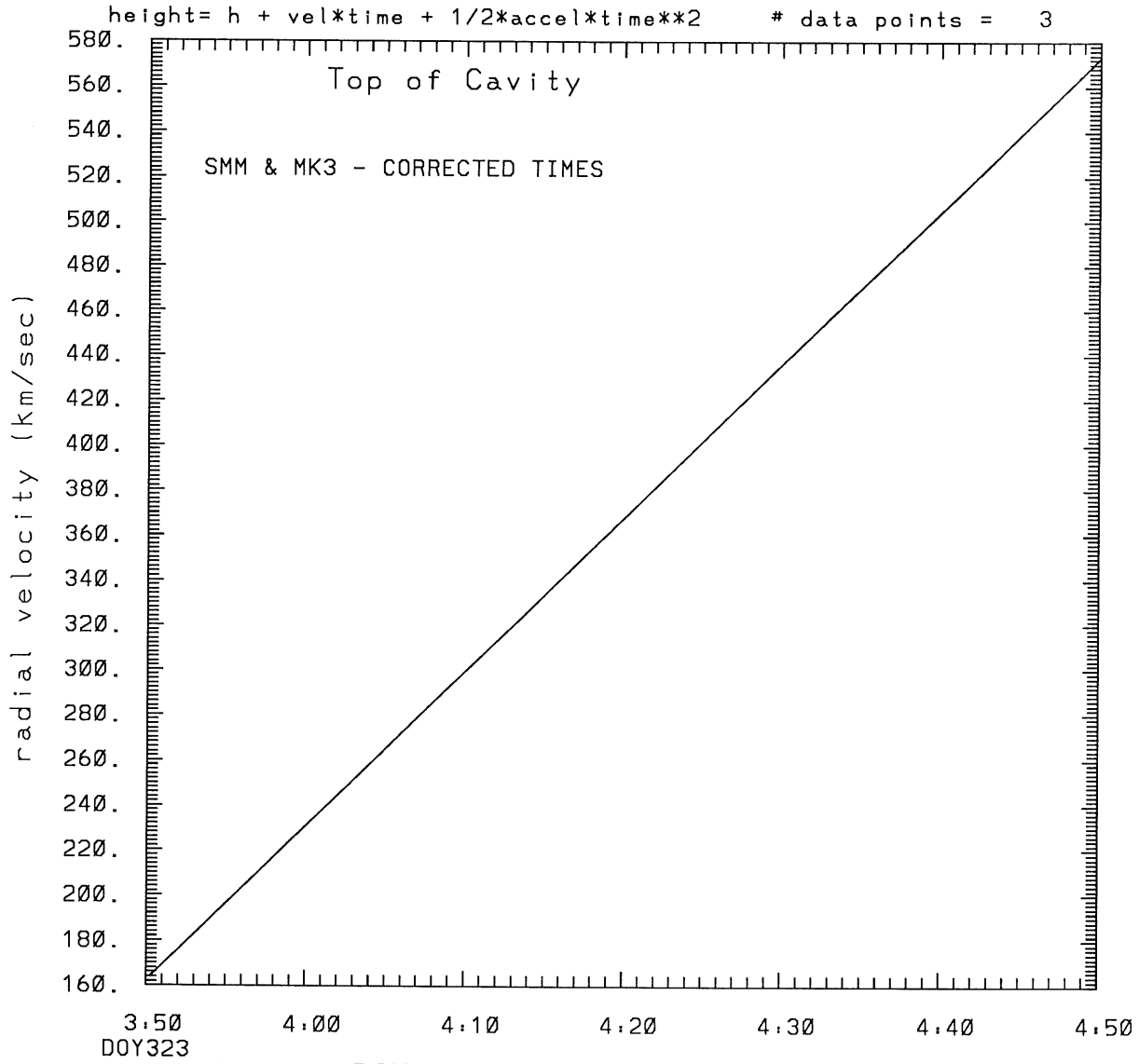
tstart=DOY323 2:48 +/- 2.0 [min.]
radial velocity= 331. +/- 17. [km/sec]

SMM C/P 1988 DOY323 62 +/- 0 degrees



tstart=DOY323 3:27 from derivative=0
Event begins at 2.74 Solar Radii
radial acceleration = 0.1141 +/- 0.0000 [km/sec**2]

SMM C/P 1988 DOY323 62 +/- 0 degrees



tstart=DOY323 3:27 from derivative=0
Event begins at 2.74 Solar Radii
radial acceleration=0.114E+00 km/sec**2

This is a 1 order run

INPUT:

year	day	time	radii	error in radius	angle	error in angle	datatype
1988	323	3:52:55	2.95	+/- 0.10	62.0	+/- 0.5	SMM
1988	323	4: 1:11	3.10	+/- 0.10	62.0	+/- 1.0	SMM
1988	323	4:34:10	4.10	+/- 0.10	62.0	+/- 1.0	SMM

Structure being measured:
Top of Cavity

OUTPUT:

START TIME:

Event began at t = 0 + -0.640E+02 +/- 0.200E+01 [minutes]

In more convenient units:

Event began at DOY 323 2:48 +/- 0.200E+01 [minutes]

Origin defined at DOY323 3:50

RADIAL INFORMATION:

RADIAL VELOCITY = 331. +/- 17. km/sec

The computed RADIAL coefficients and errors FROM NLLST2 are:

- c(1) = 0.283E+01 +/- 0.375E-01 [solar radii]
- c(2) = 0.286E-01 +/- 0.142E-02 [radii/min]
- c(2) = 0.331E+03 +/- 0.165E+02 [km/sec]
- c(3) = 0.000E+00 +/- 0.000E+00 [radii/min**2]
- c(3) = 0.000E+00 +/- 0.000E+00 [km/sec**2]

The computed ERRORS in coefficients [BEVINGTON] are:

error in c(1)= 0.53024E-01 [radii] see Bevington pg. 114

error in c(2)= 0.20117E-02 [radii/min] see Bevington pg. 114

ANGULAR INFORMATION:

ANGULAR VELOCITY = 0.0000E+00 +/- 0.0000E+00[radians/sec]

The computed ANGULAR coefficients and errors FROM NLLST2 are:

a(1) = 62. +/- 0. [degrees]
a(2) = 0.000E+00 +/- 0.000E+00 [degrees/min]
a(2) = 0.000E+00 +/- 0.000E+00 [rad/sec]
a(3) = 0.000E+00 +/- 0.000E+00 [degrees/min**2]
a(3) = 0.000E+00 +/- 0.000E+00 [rad/sec**2]

THE TANGENTIAL AND TOTAL VELOCITIES AT EACH DATA POINT ARE:

The TANGENTIAL velocity at 3:52 = 0. km/sec

The TOTAL velocity at 3:52 = 331. km/sec

The TANGENTIAL velocity at 4: 1 = 0. km/sec

The TOTAL velocity at 4: 1 = 331. km/sec

The TANGENTIAL velocity at 4:34 = 0. km/sec

The TOTAL velocity at 4:34 = 331. km/sec

The following info is for estimating goodness of the fit

Fit is ok [ier=1]

Standard Deviation in the height = 0.63

Standard Deviation in start time measurement = 0.178E+02

Error in time = 0.21729E+01 using best fit method

See Taylor Error Analysis [Univ of Colorado] pg.78

Value of reduced Chi Squared returned from nllst2 = 0.193E-02

Reduced Chi Squared = 0.633E-02

Chi Squared = 0.633E-02

The probability for exceeding chi square = 0.965E+00

The correlation coefficient = 0.998E+00

The probability that no LINEAR correlation exists between the variables = 0.4475E-01

SEE BEVINGTON "Data Reduction and Error Analysis" [1969]

This is a 2 order run

INPUT:

year	doy	time	radii	error in radius	angle	error in angle	datatype
1988	323	3:52:55	2.95	+/- 0.10	62.0	+/- 0.5	SMM
1988	323	4: 1:11	3.10	+/- 0.10	62.0	+/- 1.0	SMM
1988	323	4:34:10	4.10	+/- 0.10	62.0	+/- 1.0	SMM

Structure being measured:
Top of Cavity

OUTPUT:

START TIME:

tstart=DOY323 3:27 from derivative = 0
Event begins at 2.74 Solar Radii
Origin defined at DOY323 3:50

RADIAL INFORMATION:

RADIAL ACCELERATION = 0.114E+00 +/- 0.876E-06 km/sec**2

The computed RADIAL coefficients and errors FROM NLLST2 are:

c(1) = 0.291E+01 +/- 0.727E-06 [solar radii]
c(2) = 0.140E-01 +/- 0.113E-06 [radii/min]
c(2) = 0.162E+03 +/- 0.131E-02 [km/sec]
c(3) = 0.295E-03 +/- 0.227E-08 [radii/min**2]
c(3) = 0.114E+00 +/- 0.876E-06 [km/sec**2]

ANGULAR INFORMATION:

ANGULAR ACCELERATION= 0.0000E+00 +/- 0.0000E+00[radians/sec**2]

The computed ANGULAR coefficients and errors FROM NLLST2 are:

a(1) = 62. +/- 0. [degrees]
a(2) = 0.000E+00 +/- 0.000E+00 [degrees/min]
a(2) = 0.000E+00 +/- 0.000E+00 [rad/sec]
a(3) = 0.000E+00 +/- 0.000E+00 [degrees/min**2]
a(3) = 0.000E+00 +/- 0.000E+00 [rad/sec**2]

THE TANGENTIAL AND TOTAL VELOCITIES AT EACH DATA POINT ARE:

The TANGENTIAL velocity at 3:52 = 0. km/sec

The TOTAL velocity at 3:52 = 182. km/sec

The TANGENTIAL velocity at 4: 1 = 0. km/sec

The TOTAL velocity at 4: 1 = 239. km/sec

The TANGENTIAL velocity at 4:34 = 0. km/sec

The TOTAL velocity at 4:34 = 465. km/sec

The following info is for estimating goodness of the fit

Number data points = number of coefficients. No error analysis is possible.

Correlation coefficient is not computable!