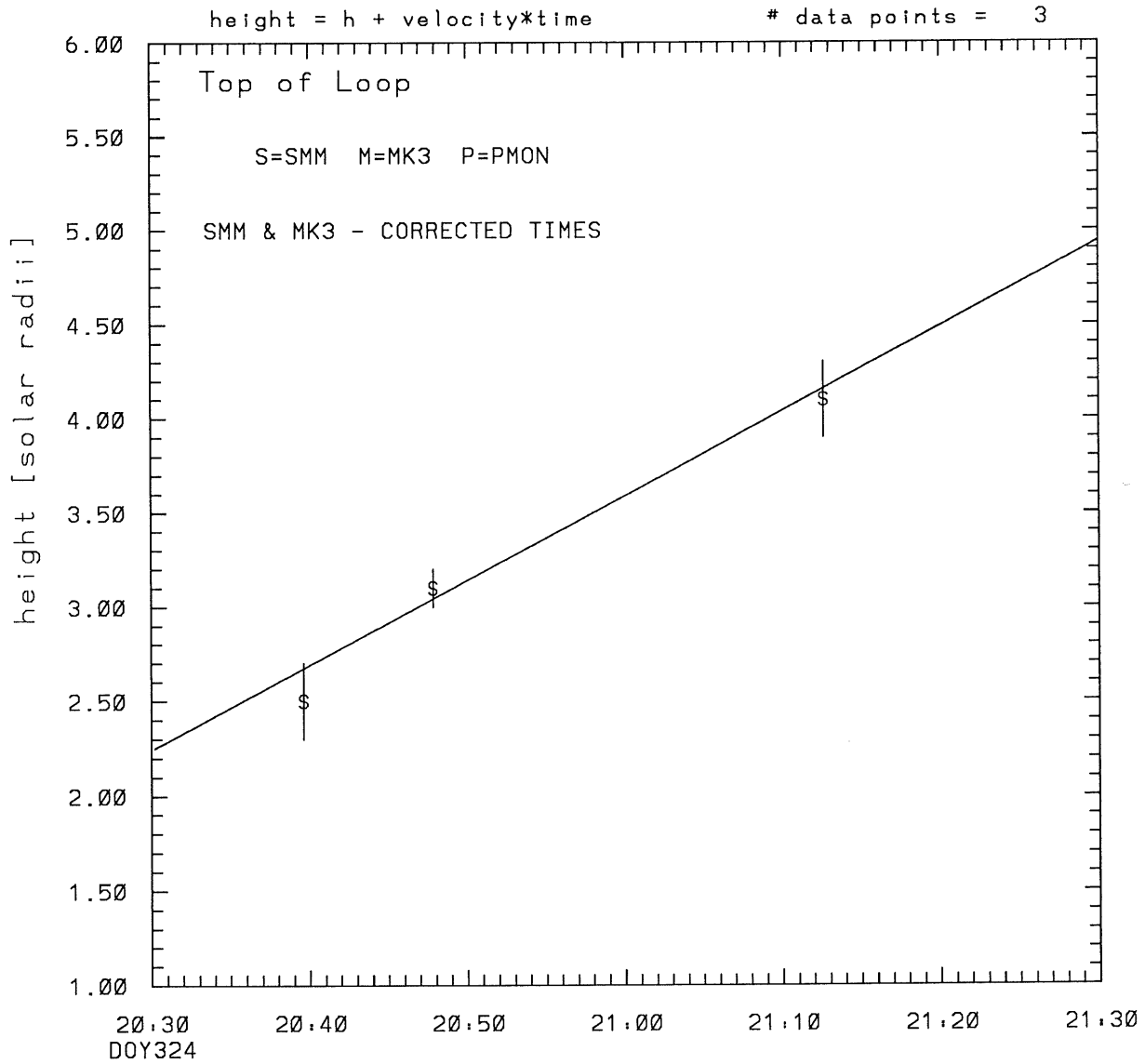
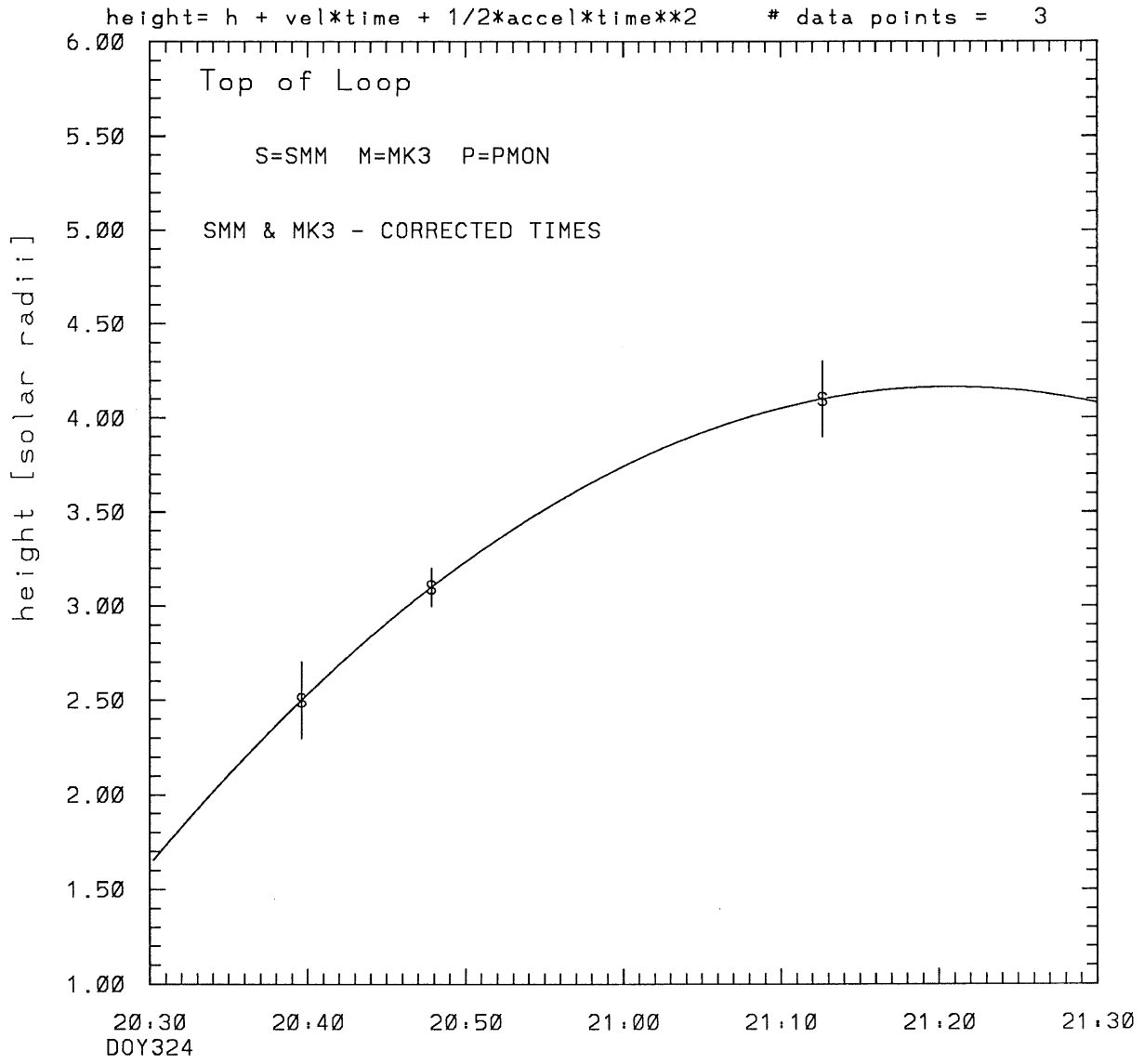


SMM C/P 1988 DOY324 42 +/- 0 degrees



tstart=DOY324 20: 4 +/- 2.2 [min.]
radial velocity= 521. +/- 70. [km/sec]

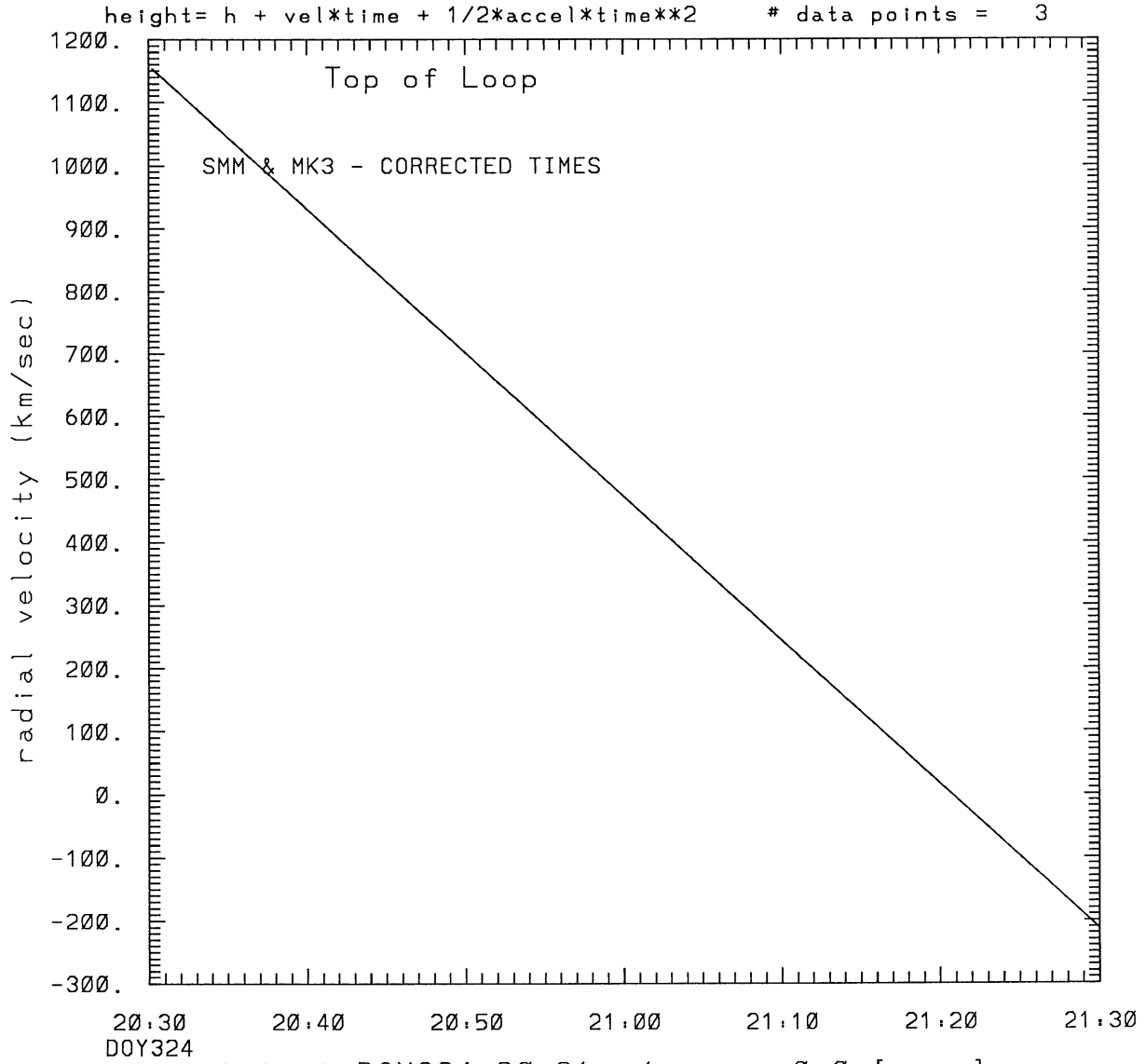
SMM C/P 1988 DOY324 42 +/- 0 degrees



tstart=DOY324 20:26 +/- 0.0 [min.]

radial acceleration = -0.3810 ± 0.0000 [km/sec**2]

SMM C/P 1988 DOY324 42 +/- 0 degrees



radial acceleration=-.381E+00 km/sec**2

This is a 1 order run

INPUT:

year	day	time	radii	radius	error in angle	error in angle	datatype
1988	324	20:39:36	2.50	+/- 0.20	42.0	+/- 0.5	SMM
1988	324	20:47:50	3.10	+/- 0.10	42.0	+/- 1.0	SMM
1988	324	21:12:38	4.10	+/- 0.20	42.0	+/- 1.0	SMM

Structure being measured:

Top of Loop

OUTPUT:

START TIME:

Event began at $t = 0 + -0.276E+02 \pm 0.223E+01$ [minutes]

In more convenient units:

Event began at DOY 324 20: 4 $\pm 0.223E+01$ [minutes]

Origin defined at DOY324 20:30

RADIAL INFORMATION:

RADIAL VELOCITY = 521. \pm 70. km/sec

The computed RADIAL coefficients and errors FROM NLLST2 are:

c(1) = 0.224E+01 \pm 0.139E+00 [solar radii]
c(2) = 0.449E-01 \pm 0.602E-02 [radii/min]
c(2) = 0.521E+03 \pm 0.699E+02 [km/sec]
c(3) = 0.000E+00 \pm 0.000E+00 [radii/min**2]
c(3) = 0.000E+00 \pm 0.000E+00 [km/sec**2]

The computed ERRORS in coefficients [BEVINGTON] are:

error in c(1)= 0.21360E+00 [radii] see Bevington pg. 114

error in c(2)= 0.78383E-02 [radii/min] see Bevington pg. 114

ANGULAR INFORMATION:

ANGULAR VELOCITY = 0.0000E+00 \pm 0.0000E+00[radians/sec]

The computed ANGULAR coefficients and errors FROM NLLST2 are:

a(1) = 42. +/- 0. [degrees]
a(2) = 0.000E+00 +/- 0.000E+00 [degrees/min]
a(2) = 0.000E+00 +/- 0.000E+00 [rad/sec]
a(3) = 0.000E+00 +/- 0.000E+00 [degrees/min**2]
a(3) = 0.000E+00 +/- 0.000E+00 [rad/sec**2]

THE TANGENTIAL AND TOTAL VELOCITIES AT EACH DATA POINT ARE:

The TANGENTIAL velocity at 20:39 = 0. km/sec

The TOTAL velocity at 20:39 = 521. km/sec

The TANGENTIAL velocity at 20:47 = 0. km/sec

The TOTAL velocity at 20:47 = 521. km/sec

The TANGENTIAL velocity at 21:12 = 0. km/sec

The TOTAL velocity at 21:12 = 521. km/sec

The following info is for estimating goodness of the fit

Fit is ok [ier=1]

Standard Deviation in the height = 0.81

Standard Deviation in start time measurement = 0.140E+02

Error in time = 0.42407E+01 using best fit method

See Taylor Error Analysis [Univ of Colorado] pg.78

Value of reduced Chi Squared returned from nllst2 = 0.116E-01

Reduced Chi Squared = 0.462E-01

Chi Squared = 0.462E-01

The probability for exceeding chi square = 0.914E+00

The correlation coefficient = 0.990E+00

The probability that no LINEAR correlation exists between the variables = 0.8817E-01

SEE BEVINGTON "Data Reduction and Error Analysis" [1969]

This is a 2 order run

INPUT:

year	day	time	radii	error in radius	angle	error in angle	datatype
1988	324	20:39:36	2.50	+/- 0.20	42.0	+/- 0.5	SMM
1988	324	20:47:50	3.10	+/- 0.10	42.0	+/- 1.0	SMM
1988	324	21:12:38	4.10	+/- 0.20	42.0	+/- 1.0	SMM

Structure being measured:
Top of Loop

OUTPUT:

START TIME:

Event began at $t = 0 + -0.597E+01 +/- 0.000E+00$ [minutes]

In more convenient units:

Event began at DOY 324 20:26 +/- 0.000E+00 [minutes]

Origin defined at DOY324 20:30

RADIAL INFORMATION:

RADIAL ACCELERATION = $-0.381E+00 +/- 0.845E-06$ km/sec**2

The computed RADIAL coefficients and errors FROM NLLST2 are:

c(1) = $0.163E+01 +/- 0.142E-05$ [solar radii]
c(2) = $0.999E-01 +/- 0.123E-06$ [radii/min]
c(2) = $0.116E+04 +/- 0.143E-02$ [km/sec]
c(3) = $-0.985E-03 +/- 0.219E-08$ [radii/min**2]
c(3) = $-0.381E+00 +/- 0.845E-06$ [km/sec**2]

ANGULAR INFORMATION:

ANGULAR ACCELERATION= $0.0000E+00 +/- 0.0000E+00$ [radians/sec**2]

The computed ANGULAR coefficients and errors FROM NLLST2 are:

a(1) = $42. +/- 0.$ [degrees]
a(2) = $0.000E+00 +/- 0.000E+00$ [degrees/min]
a(2) = $0.000E+00 +/- 0.000E+00$ [rad/sec]
a(3) = $0.000E+00 +/- 0.000E+00$ [degrees/min**2]

$$a(3) = 0.000E+00 \pm 0.000E+00 \text{ [rad/sec**2]}$$

THE TANGENTIAL AND TOTAL VELOCITIES AT EACH DATA POINT ARE:

The TANGENTIAL velocity at 20:39 = 0. km/sec

The TOTAL velocity at 20:39 = 939. km/sec

The TANGENTIAL velocity at 20:47 = 0. km/sec

The TOTAL velocity at 20:47 = 751. km/sec

The TANGENTIAL velocity at 21:12 = 0. km/sec

The TOTAL velocity at 21:12 = 184. km/sec

The following info is for estimating goodness of the fit

Number data points = number of coefficients. No error analysis is possible.

Correlation coefficient is not computable!