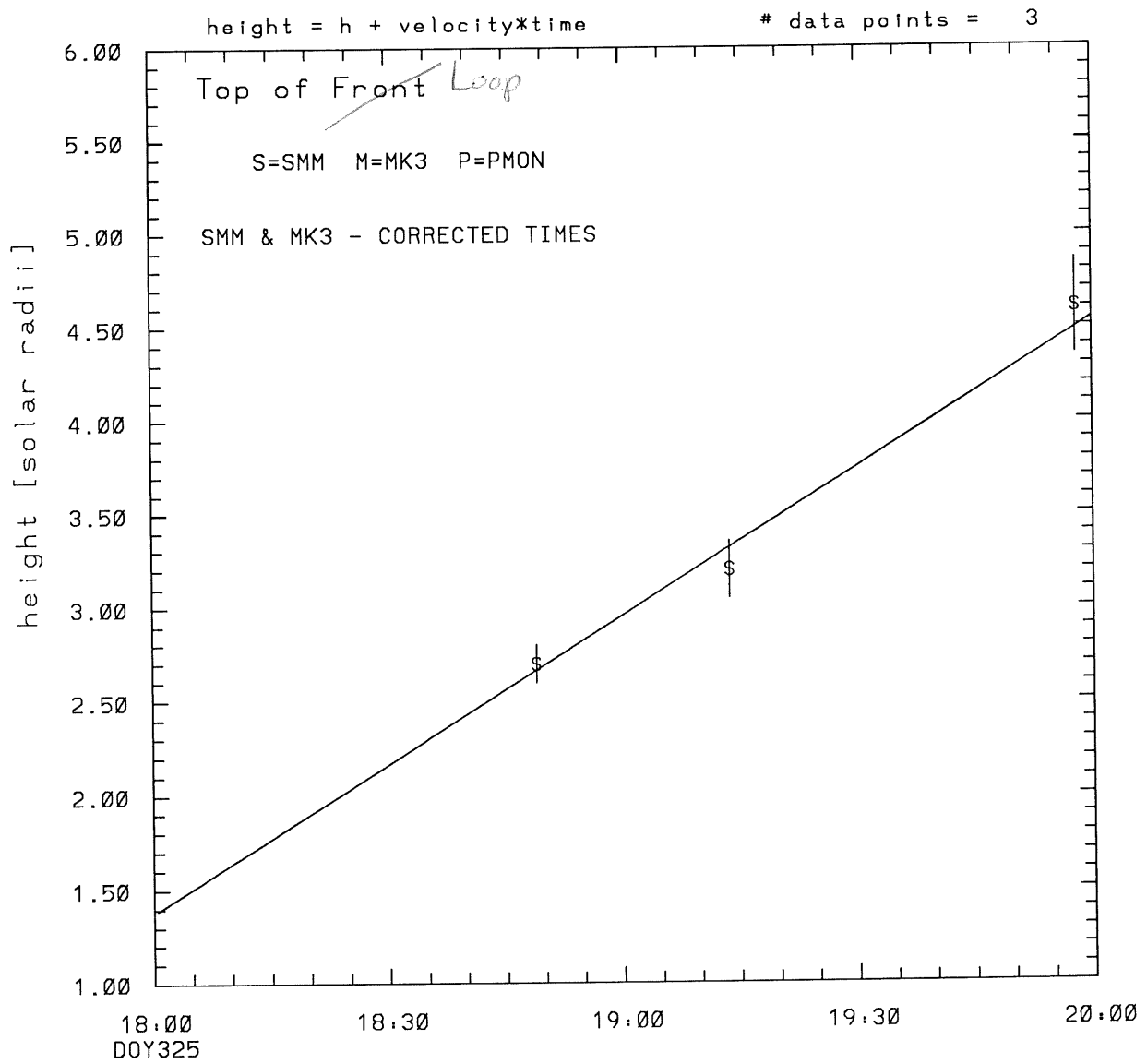
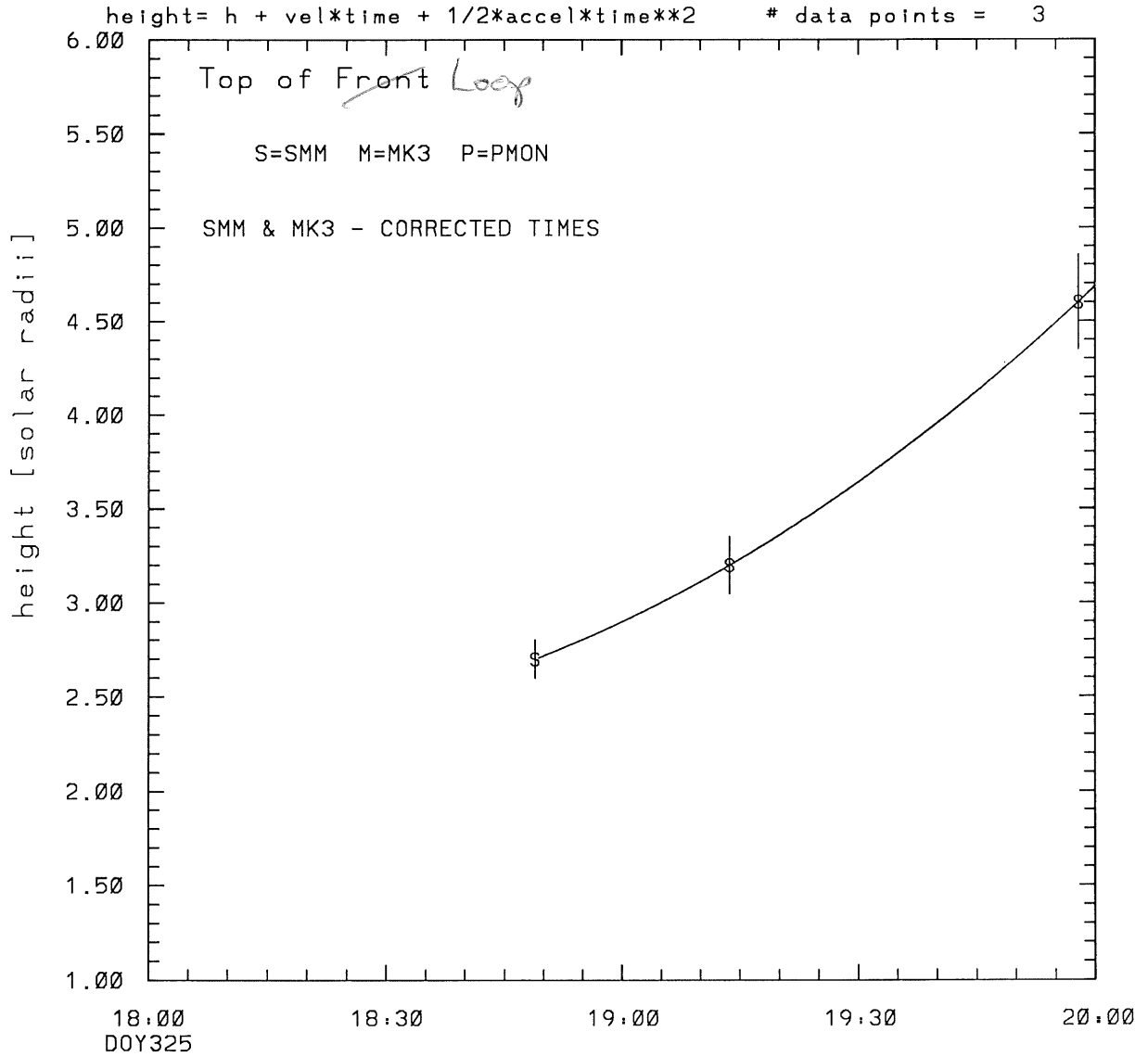


SMM C/P 1988 DOY325 280 +/- 0 degrees



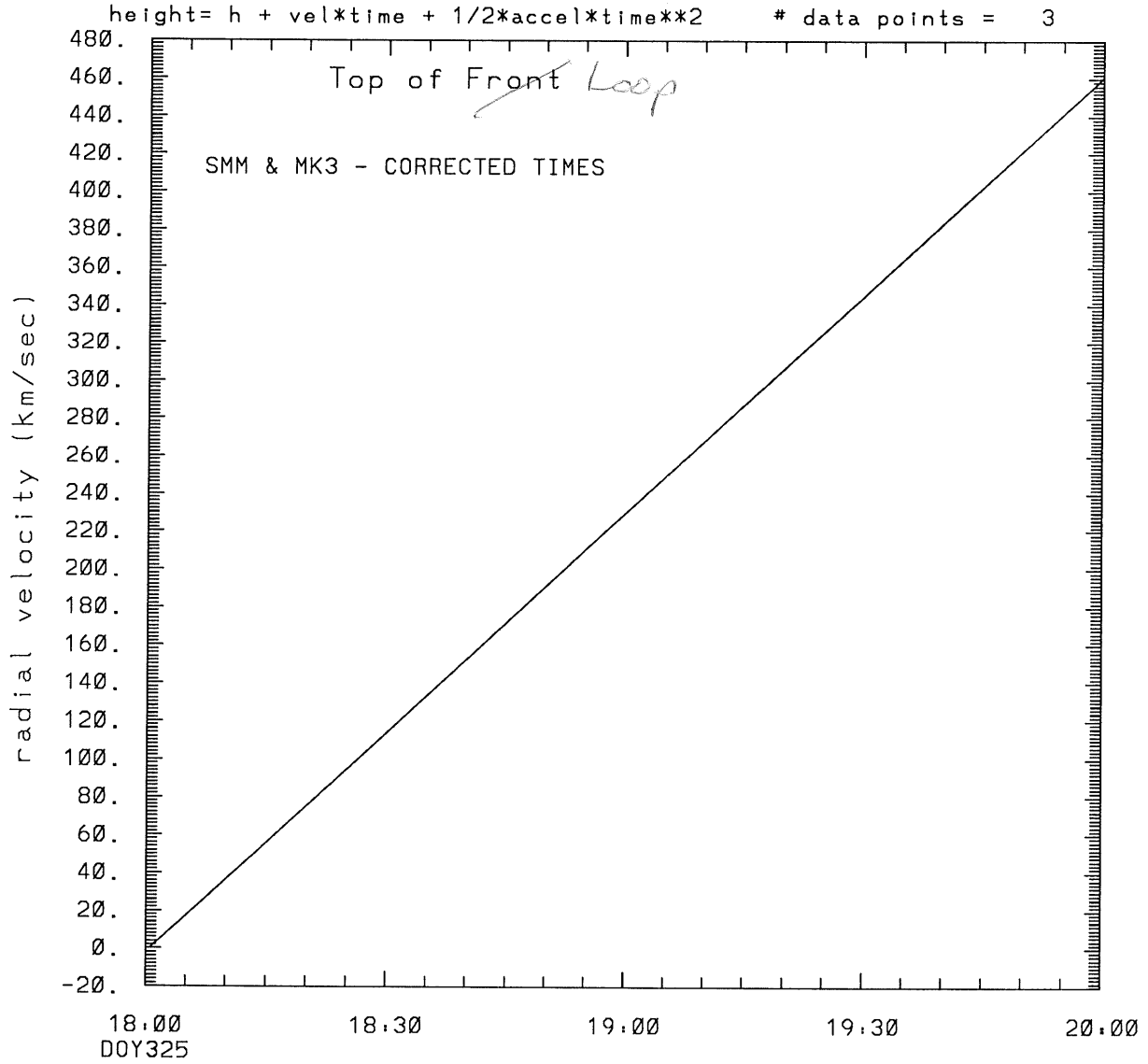
tstart=DOY325 17:46 +/- 1.4 [min.]
radial velocity= 305. +/- 30. [km/sec]

SMM C/P 1988 DOY325 280 +/- 0 degrees



tstart=DOY325 18: 0 from derivative=0
Event begins at 2.31 Solar Radii
radial acceleration = 0.0643 +/- 0.0000 [km/sec**2]

SMM C/P 1988 DOY325 280 +/- 0 degrees



tstart=DOY325 18: 0 from derivative=0
Event begins at 2.31 Solar Radii
radial acceleration=0.643E-01 km/sec**2

This is a 1 order run

INPUT:

year	doy	time	radii	radius	error in angle	error in angle	datatype
1988	325	18:48:56	2.70	+/- 0.10	280.0	+/- 0.5	SMM
1988	325	19:13:41	3.20	+/- 0.15	280.0	+/- 1.0	SMM
1988	325	19:57:54	4.60	+/- 0.25	280.0	+/- 1.0	SMM

Structure being measured:
Top of Front *Loop*

OUTPUT:

START TIME:

Event began at t = 0 + -0.144E+02 +/- 0.140E+01 [minutes]

In more convenient units:

Event began at DOY 325 17:46 +/- 0.140E+01 [minutes]

Origin defined at DOY325 18: 0

RADIAL INFORMATION:

RADIAL VELOCITY = 305. +/- 30. km/sec

The computed RADIAL coefficients and errors FROM NLLST2 are:

c(1) = 0.138E+01 +/- 0.169E+00 [solar radii]
c(2) = 0.263E-01 +/- 0.256E-02 [radii/min]
c(2) = 0.305E+03 +/- 0.296E+02 [km/sec]
c(3) = 0.000E+00 +/- 0.000E+00 [radii/min**2]
c(3) = 0.000E+00 +/- 0.000E+00 [km/sec**2]

The computed ERRORS in coefficients [BEVINGTON] are:

error in c(1)= 0.29287E+00 [radii] see Bevington pg. 114

error in c(2)= 0.34416E-02 [radii/min] see Bevington pg. 114

ANGULAR INFORMATION:

ANGULAR VELOCITY = 0.0000E+00 +/- 0.0000E+00[radians/sec]

The computed ANGULAR coefficients and errors FROM NLLST2 are:

a(1) = 280. +/- 0. [degrees]
a(2) = 0.000E+00 +/- 0.000E+00 [degrees/min]
a(2) = 0.000E+00 +/- 0.000E+00 [rad/sec]
a(3) = 0.000E+00 +/- 0.000E+00 [degrees/min**2]
a(3) = 0.000E+00 +/- 0.000E+00 [rad/sec**2]

THE TANGENTIAL AND TOTAL VELOCITIES AT EACH DATA POINT ARE:

The TANGENTIAL velocity at 18:48 = 0. km/sec

The TOTAL velocity at 18:48 = 305. km/sec

The TANGENTIAL velocity at 19:13 = 0. km/sec

The TOTAL velocity at 19:13 = 305. km/sec

The TANGENTIAL velocity at 19:57 = 0. km/sec

The TOTAL velocity at 19:57 = 305. km/sec

The following info is for estimating goodness of the fit

Fit is ok [ier=1]

Standard Deviation in the height = 0.98

Standard Deviation in start time measurement = 0.285E+02

Error in time = 0.64582E+01 using best fit method

See Taylor Error Analysis [Univ of Colorado] pg.78

Value of reduced Chi Squared returned from nllst2 = 0.892E-02

Reduced Chi Squared = 0.706E-01

Chi Squared = 0.706E-01

The probability for exceeding chi square = 0.925E+00

The correlation coefficient = 0.994E+00

The probability that no LINEAR correlation exists between the variables = 0.6711E-01

SEE BEVINGTON "Data Reduction and Error Analysis" [1969]

This is a 2 order run

INPUT:

year	day	time	radii	error in radius	angle	error in angle	datatype
1988	325	18:48:56	2.70	+/- 0.10	280.0	+/- 0.5	SMM
1988	325	19:13:41	3.20	+/- 0.15	280.0	+/- 1.0	SMM
1988	325	19:57:54	4.60	+/- 0.25	280.0	+/- 1.0	SMM

Structure being measured:

Top of Front Loop

OUTPUT:

START TIME:

tstart=DOY325 18: 0 from derivative = 0
Event begins at 2.31 Solar Radii
Origin defined at DOY325 18: 0

RADIAL INFORMATION:

RADIAL ACCELERATION = 0.643E-01 +/- 0.115E-06 km/sec**2

The computed RADIAL coefficients and errors FROM NLLST2 are:

c(1) = 0.231E+01 +/- 0.172E-05 [solar radii]
c(2) = -0.173E-03 +/- 0.477E-07 [radii/min]
c(2) = -0.201E+01 +/- 0.554E-03 [km/sec]
c(3) = 0.166E-03 +/- 0.297E-09 [radii/min**2]
c(3) = 0.643E-01 +/- 0.115E-06 [km/sec**2]

ANGULAR INFORMATION:

ANGULAR ACCELERATION= 0.0000E+00 +/- 0.0000E+00[radians/sec**2]

The computed ANGULAR coefficients and errors FROM NLLST2 are:

a(1) = 280. +/- 0. [degrees]
a(2) = 0.000E+00 +/- 0.000E+00 [degrees/min]
a(2) = 0.000E+00 +/- 0.000E+00 [rad/sec]
a(3) = 0.000E+00 +/- 0.000E+00 [degrees/min**2]
a(3) = 0.000E+00 +/- 0.000E+00 [rad/sec**2]

THE TANGENTIAL AND TOTAL VELOCITIES AT EACH DATA POINT ARE:

The TANGENTIAL velocity at 18:48 = 0. km/sec

The TOTAL velocity at 18:48 = 187. km/sec

The TANGENTIAL velocity at 19:13 = 0. km/sec

The TOTAL velocity at 19:13 = 282. km/sec

The TANGENTIAL velocity at 19:57 = 0. km/sec

The TOTAL velocity at 19:57 = 453. km/sec

The following info is for estimating goodness of the fit

Number data points = number of coefficients. No error analysis is possible.

Correlation coefficient is not computable!