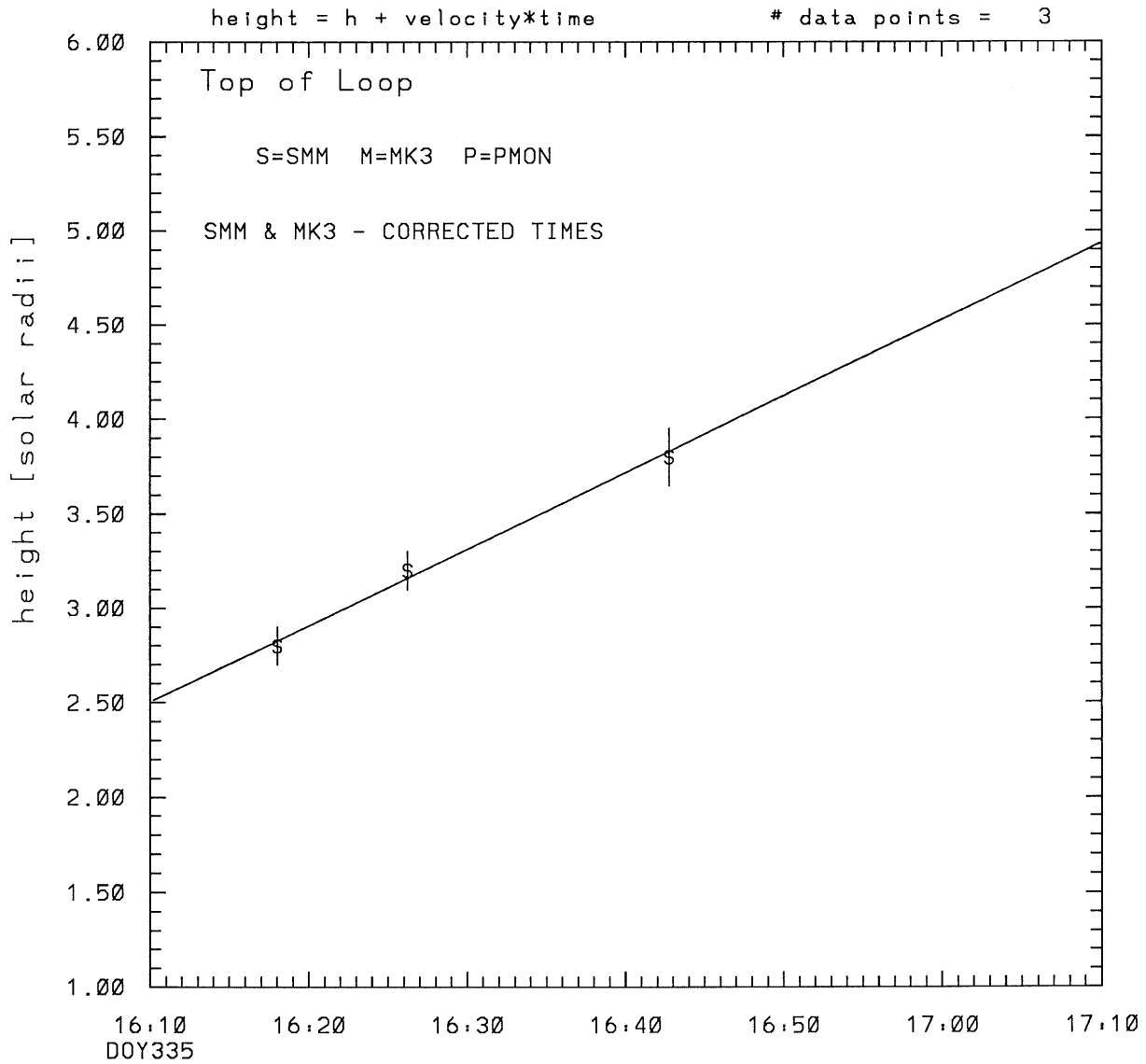
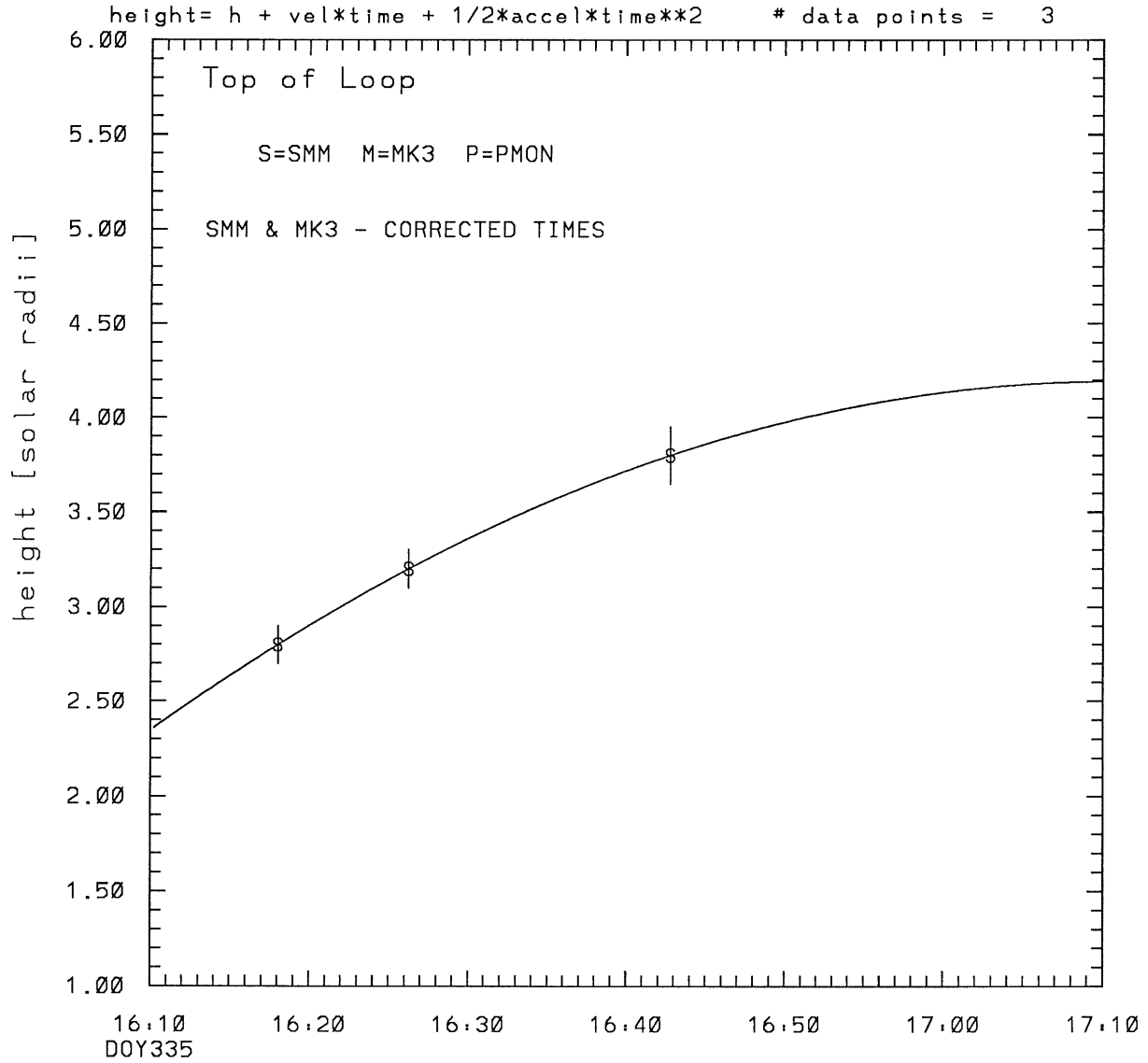


SMM C/P 1988 DOY335 125 +/- 0 degrees



tstart=DOY335 15:33 +/- 1.6 [min.]
radial velocity= 470. +/- 31. [km/sec]

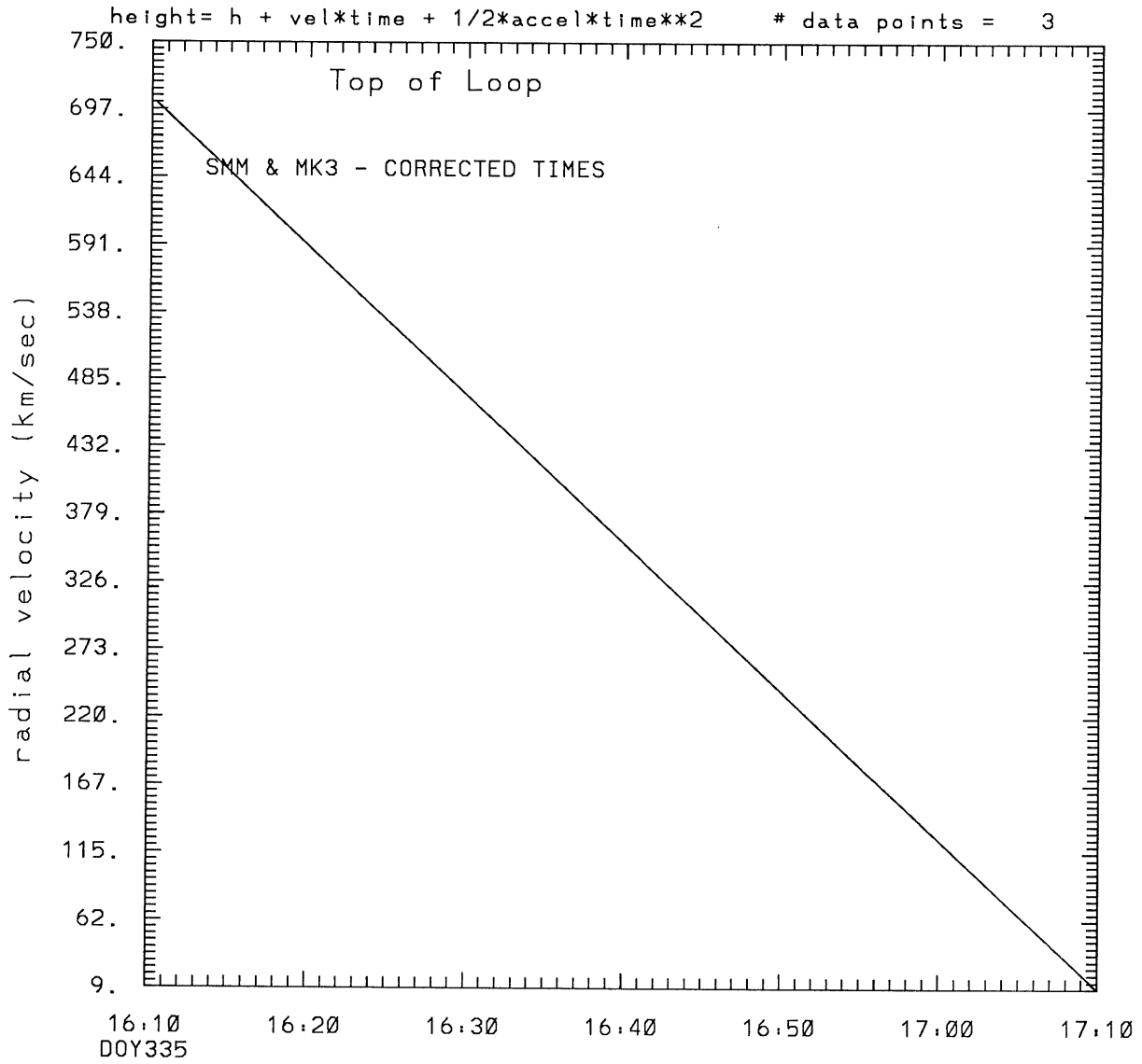
SMM C/P 1988 DOY335 125 +/- 0 degrees



tstart=DOY335 15:51 +/- 0.0 [min.]

radial acceleration = -0.1936 +/- 0.0000 [km/sec**2]

SMM C/P 1988 DOY335 125 +/- 0 degrees



tstart=DOY335 15:51 +/- 0.0 [min.]

radial acceleration=-.194E+00 km/sec**2

This is a 1 order run

INPUT:

year	doy	time	radii	error in radius	angle	error in angle	datatype
1988	335	16:18:1	2.80	+/- 0.10	125.0	+/- 0.5	SMM
1988	335	16:26:14	3.20	+/- 0.10	125.0	+/- 1.0	SMM
1988	335	16:42:46	3.80	+/- 0.15	125.0	+/- 1.0	SMM

Structure being measured:
Top of Loop

OUTPUT:

START TIME:

Event began at t = 0 + -0.371E+02 +/- 0.157E+01 [minutes]
In more convenient units:
Event began at DOY 335 15:33 +/- 0.157E+01 [minutes]

Origin defined at DOY335 16:10

RADIAL INFORMATION:

RADIAL VELOCITY = 470. +/- 31. km/sec

The computed RADIAL coefficients and errors FROM NLLST2 are:

- c(1) = 0.250E+01 +/- 0.488E-01 [solar radii]
- c(2) = 0.405E-01 +/- 0.269E-02 [radii/min]
- c(2) = 0.470E+03 +/- 0.312E+02 [km/sec]
- c(3) = 0.000E+00 +/- 0.000E+00 [radii/min**2]
- c(3) = 0.000E+00 +/- 0.000E+00 [km/sec**2]

The computed ERRORS in coefficients [BEVINGTON] are:

- error in c(1)= 0.68903E-01 [radii] see Bevington pg. 114
- error in c(2)= 0.31879E-02 [radii/min] see Bevington pg. 114

ANGULAR INFORMATION:

ANGULAR VELOCITY = 0.0000E+00 +/- 0.0000E+00[radians/sec]

The computed ANGULAR coefficients and errors FROM NLLST2 are:

a(1) = 125. +/- 0. [degrees]
a(2) = 0.000E+00 +/- 0.000E+00 [degrees/min]
a(2) = 0.000E+00 +/- 0.000E+00 [rad/sec]
a(3) = 0.000E+00 +/- 0.000E+00 [degrees/min**2]
a(3) = 0.000E+00 +/- 0.000E+00 [rad/sec**2]

THE TANGENTIAL AND TOTAL VELOCITIES AT EACH DATA POINT ARE:

The TANGENTIAL velocity at 16:18 = 0. km/sec

The TOTAL velocity at 16:18 = 470. km/sec

The TANGENTIAL velocity at 16:26 = 0. km/sec

The TOTAL velocity at 16:26 = 470. km/sec

The TANGENTIAL velocity at 16:42 = 0. km/sec

The TOTAL velocity at 16:42 = 470. km/sec

The following info is for estimating goodness of the fit

Fit is ok [ier=1]

Standard Deviation in the height = 0.50

Standard Deviation in start time measurement = 0.103E+02

Error in time = 0.14022E+01 using best fit method

See Taylor Error Analysis [Univ of Colorado] pg.78

Value of reduced Chi Squared returned from nllst2 = 0.168E-02

Reduced Chi Squared = 0.664E-02

Chi Squared = 0.664E-02

The probability for exceeding chi square = 0.967E+00

The correlation coefficient = 0.997E+00

The probability that no LINEAR correlation exists between the variables = 0.4881E-01

SEE BEVINGTON "Data Reduction and Error Analysis" [1969]

This is a 2 order run

INPUT:

year	day	time	radii	error in radius	angle	error in angle	datatype
1988	335	16:18:1	2.80	+/- 0.10	125.0	+/- 0.5	SMM
1988	335	16:26:14	3.20	+/- 0.10	125.0	+/- 1.0	SMM
1988	335	16:42:46	3.80	+/- 0.15	125.0	+/- 1.0	SMM

Structure being measured:
Top of Loop

OUTPUT:

START TIME:

Event began at $t = 0 + -0.191E+02 +/- 0.000E+00$ [minutes]
In more convenient units:
Event began at DOY 335 15:51 +/- 0.000E+00 [minutes]

Origin defined at DOY335 16:10

RADIAL INFORMATION:

RADIAL ACCELERATION = $-0.194E+00 +/- 0.195E-05$ km/sec**2

The computed RADIAL coefficients and errors FROM NLLST2 are:

c(1) = $0.234E+01 +/- 0.173E-05$ [solar radii]
c(2) = $0.608E-01 +/- 0.208E-06$ [radii/min]
c(2) = $0.706E+03 +/- 0.242E-02$ [km/sec]
c(3) = $-0.501E-03 +/- 0.505E-08$ [radii/min**2]
c(3) = $-0.194E+00 +/- 0.195E-05$ [km/sec**2]

ANGULAR INFORMATION:

ANGULAR ACCELERATION= $0.0000E+00 +/- 0.0000E+00$ [radians/sec**2]

The computed ANGULAR coefficients and errors FROM NLLST2 are:

a(1) = $125. +/- 0.$ [degrees]
a(2) = $0.000E+00 +/- 0.000E+00$ [degrees/min]
a(2) = $0.000E+00 +/- 0.000E+00$ [rad/sec]
a(3) = $0.000E+00 +/- 0.000E+00$ [degrees/min**2]

$$a(3) = 0.000E+00 \pm 0.000E+00 \text{ [rad/sec**2]}$$

THE TANGENTIAL AND TOTAL VELOCITIES AT EACH DATA POINT ARE:

The TANGENTIAL velocity at 16:18 = 0. km/sec

The TOTAL velocity at 16:18 = 612. km/sec

The TANGENTIAL velocity at 16:26 = 0. km/sec

The TOTAL velocity at 16:26 = 517. km/sec

The TANGENTIAL velocity at 16:42 = 0. km/sec

The TOTAL velocity at 16:42 = 325. km/sec

The following info is for estimating goodness of the fit

Number data points = number of coefficients. No error analysis is possible.

Correlation coefficient is not computable!