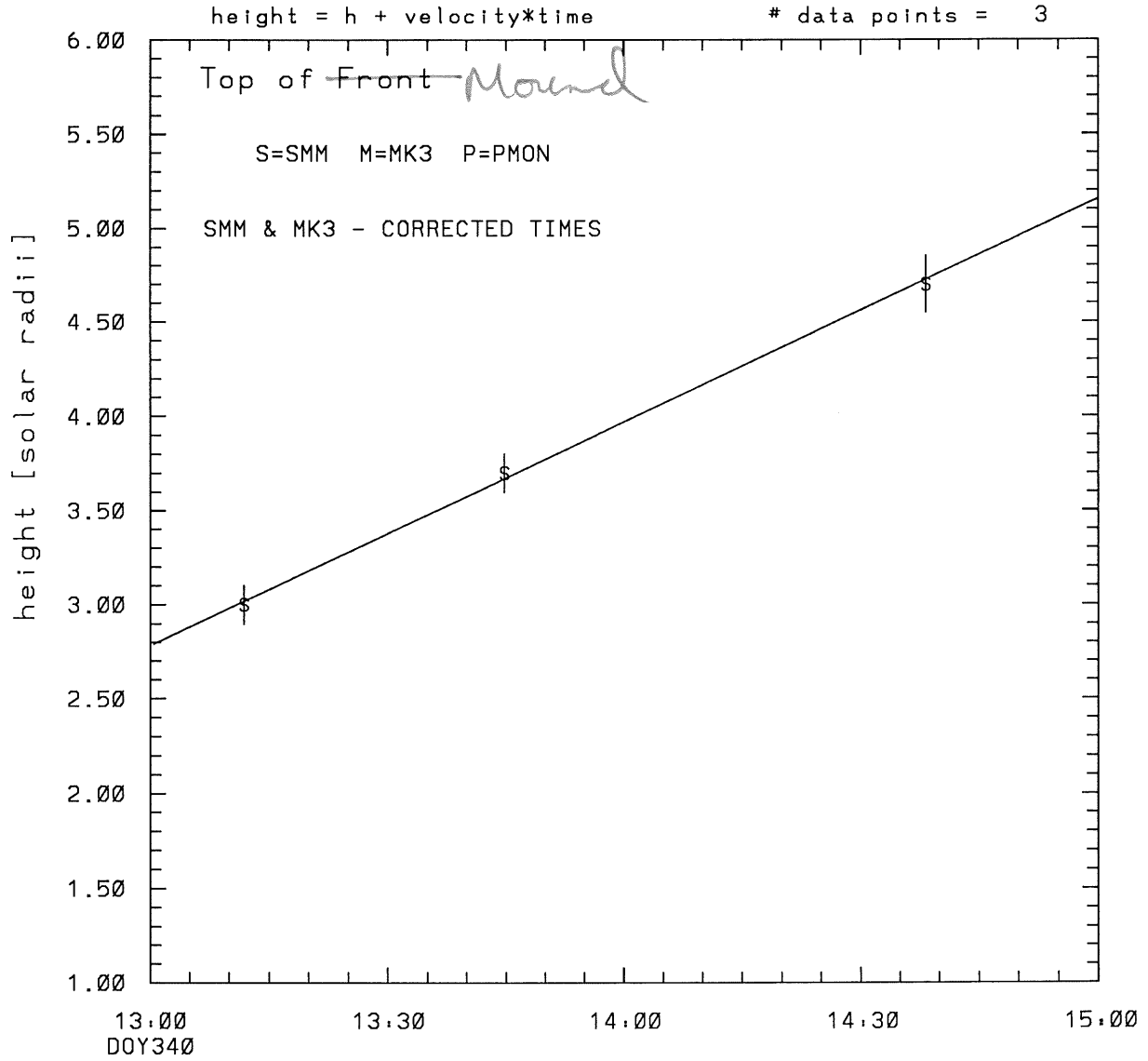
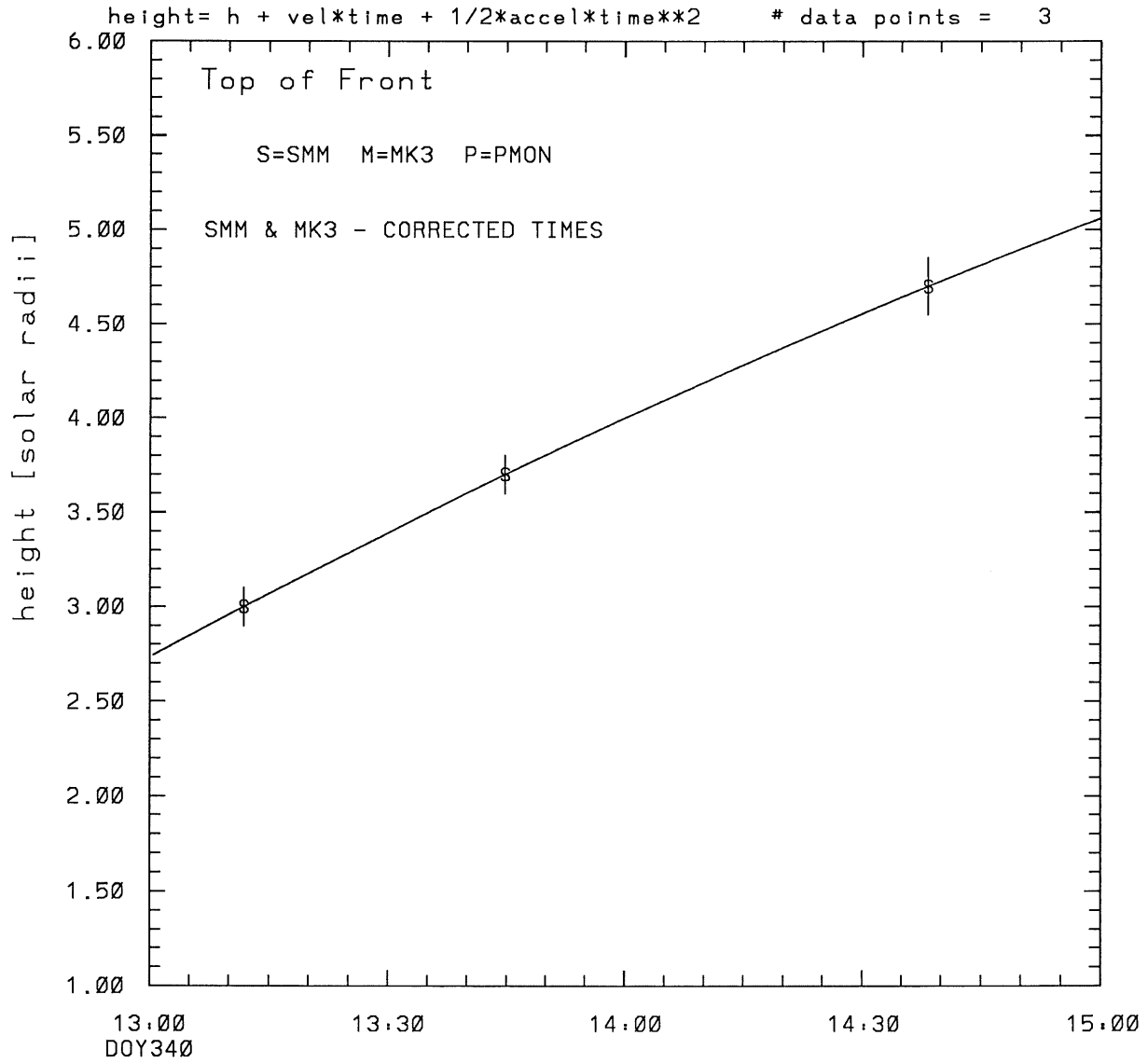


SMM C/P 1988 DOY340 260 +/- 0 degrees



tstart=DOY340 11:30 +/- 1.8 [min.]
radial velocity= 229. +/- 7. [km/sec]

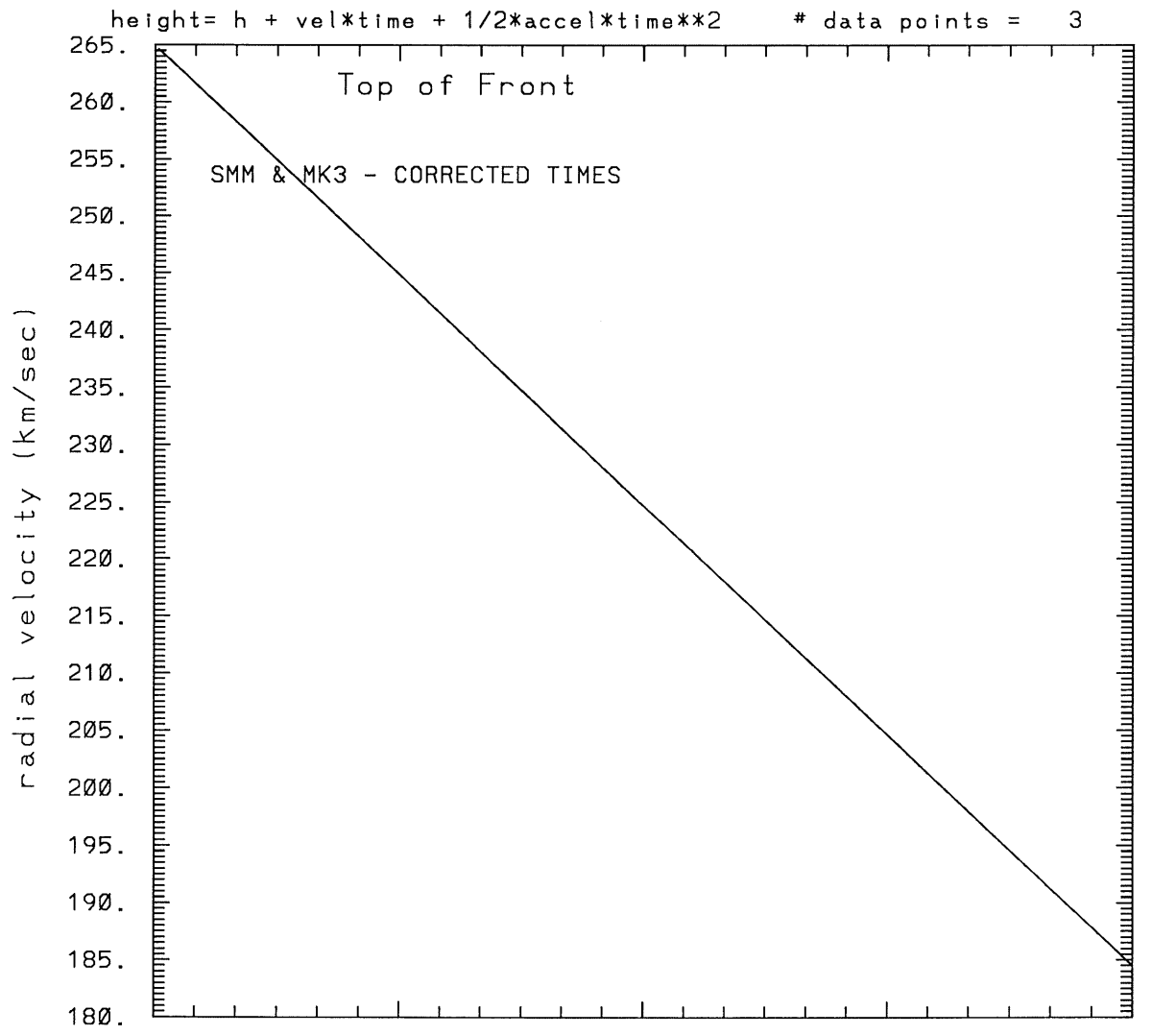
SMM C/P 1988 DOY340 260 +/- 0 degrees



tstart=DOY340 11:52 +/- 0.0 [min.]

radial acceleration=-0.0112 +/- 0.0000 [km/sec**2]

SMM C/P 1988 DOY340 260 +/- 0 degrees



13.00
DOY340

13.30

14.00

14.30

15.00

tstart=DOY340 11:52 +/- 0.0 [min.]

radial acceleration=-.112E-01 km/sec**2

This is a 1 order run

INPUT:

year	day	time	radii	error in radius	angle	error in angle	datatype
1988	340	13:11:51	3.00	+/- 0.10	260.0	+/- 1.0	SMM
1988	340	13:44:52	3.70	+/- 0.10	260.0	+/- 1.0	SMM
1988	340	14:38:20	4.70	+/- 0.15	260.0	+/- 1.0	SMM

Structure being measured:

Top of Front

OUTPUT:

START TIME:

Event began at $t = 0 + -0.904E+02 +/- 0.180E+01$ [minutes]

In more convenient units:

Event began at DOY 340 11:30 +/- 0.180E+01 [minutes]

Origin defined at DOY340 13: 0

RADIAL INFORMATION:

RADIAL VELOCITY = 229. +/- 7. km/sec

The computed RADIAL coefficients and errors FROM NLLST2 are:

$c(1) = 0.278E+01 +/- 0.294E-01$ [solar radii]
 $c(2) = 0.197E-01 +/- 0.572E-03$ [radii/min]
 $c(2) = 0.229E+03 +/- 0.663E+01$ [km/sec]
 $c(3) = 0.000E+00 +/- 0.000E+00$ [radii/min**2]
 $c(3) = 0.000E+00 +/- 0.000E+00$ [km/sec**2]

The computed ERRORS in coefficients [BEVINGTON] are:

error in $c(1) = 0.44160E-01$ [radii] see Bevington pg. 114

error in $c(2) = 0.70344E-03$ [radii/min] see Bevington pg. 114

ANGULAR INFORMATION:

ANGULAR VELOCITY = 0.0000E+00 +/- 0.0000E+00 [radians/sec]

The computed ANGULAR coefficients and errors FROM NLLST2 are:

a(1) = 260. +/- 0. [degrees]
a(2) = 0.000E+00 +/- 0.000E+00 [degrees/min]
a(2) = 0.000E+00 +/- 0.000E+00 [rad/sec]
a(3) = 0.000E+00 +/- 0.000E+00 [degrees/min**2]
a(3) = 0.000E+00 +/- 0.000E+00 [rad/sec**2]

THE TANGENTIAL AND TOTAL VELOCITIES AT EACH DATA POINT ARE:

The TANGENTIAL velocity at 13:11 = 0. km/sec

The TOTAL velocity at 13:11 = 229. km/sec

The TANGENTIAL velocity at 13:44 = 0. km/sec

The TOTAL velocity at 13:44 = 229. km/sec

The TANGENTIAL velocity at 14:38 = 0. km/sec

The TOTAL velocity at 14:38 = 229. km/sec

The following info is for estimating goodness of the fit

Fit is ok [ier=1]

Standard Deviation in the height = 0.85

Standard Deviation in start time measurement = 0.356E+02

Error in time = 0.21994E+01 using best fit method

See Taylor Error Analysis [Univ of Colorado] pg.78

Value of reduced Chi Squared returned from nllst2 = 0.933E-03

Reduced Chi Squared = 0.409E-02

Chi Squared = 0.409E-02

The probability for exceeding chi square = 0.976E+00

The correlation coefficient = 0.999E+00

The probability that no LINEAR correlation exists between the variables = 0.2175E-01

SEE BEVINGTON "Data Reduction and Error Analysis" [1969]

This is a 2 order run

INPUT:

year	doy	time	radii	error in radius	error in angle	angle	datatype
1988	340	13:11:51	3.00	+/- 0.10	260.0	+/- 1.0	SMM
1988	340	13:44:52	3.70	+/- 0.10	260.0	+/- 1.0	SMM
1988	340	14:38:20	4.70	+/- 0.15	260.0	+/- 1.0	SMM

Structure being measured:
Top of Front

OUTPUT:

START TIME:

Event began at t = 0 + -0.697E+02 +/- 0.000E+00 [minutes]
In more convenient units:
Event began at DOY 340 11:52 +/- 0.000E+00 [minutes]

Origin defined at DOY340 13: 0

RADIAL INFORMATION:

RADIAL ACCELERATION = -0.112E-01 +/- 0.138E-06 km/sec**2

The computed RADIAL coefficients and errors FROM NLLST2 are:

c(1) = 0.273E+01 +/- 0.813E-06 [solar radii]
c(2) = 0.228E-01 +/- 0.395E-07 [radii/min]
c(2) = 0.265E+03 +/- 0.459E-03 [km/sec]
c(3) = -0.289E-04 +/- 0.356E-09 [radii/min**2]
c(3) = -0.112E-01 +/- 0.138E-06 [km/sec**2]

ANGULAR INFORMATION:

ANGULAR ACCELERATION= 0.0000E+00 +/- 0.0000E+00[radians/sec**2]

The computed ANGULAR coefficients and errors FROM NLLST2 are:

a(1) = 260. +/- 0. [degrees]
a(2) = 0.000E+00 +/- 0.000E+00 [degrees/min]
a(2) = 0.000E+00 +/- 0.000E+00 [rad/sec]
a(3) = 0.000E+00 +/- 0.000E+00 [degrees/min**2]

$$a(3) = 0.000E+00 \pm 0.000E+00 \text{ [rad/sec**2]}$$

THE TANGENTIAL AND TOTAL VELOCITIES AT EACH DATA POINT ARE:

The TANGENTIAL velocity at 13:11 = 0. km/sec

The TOTAL velocity at 13:11 = 257. km/sec

The TANGENTIAL velocity at 13:44 = 0. km/sec

The TOTAL velocity at 13:44 = 235. km/sec

The TANGENTIAL velocity at 14:38 = 0. km/sec

The TOTAL velocity at 14:38 = 199. km/sec

The following info is for estimating goodness of the fit

Number data points = number of coefficients. No error analysis is possible.

Correlation coefficient is not computable!