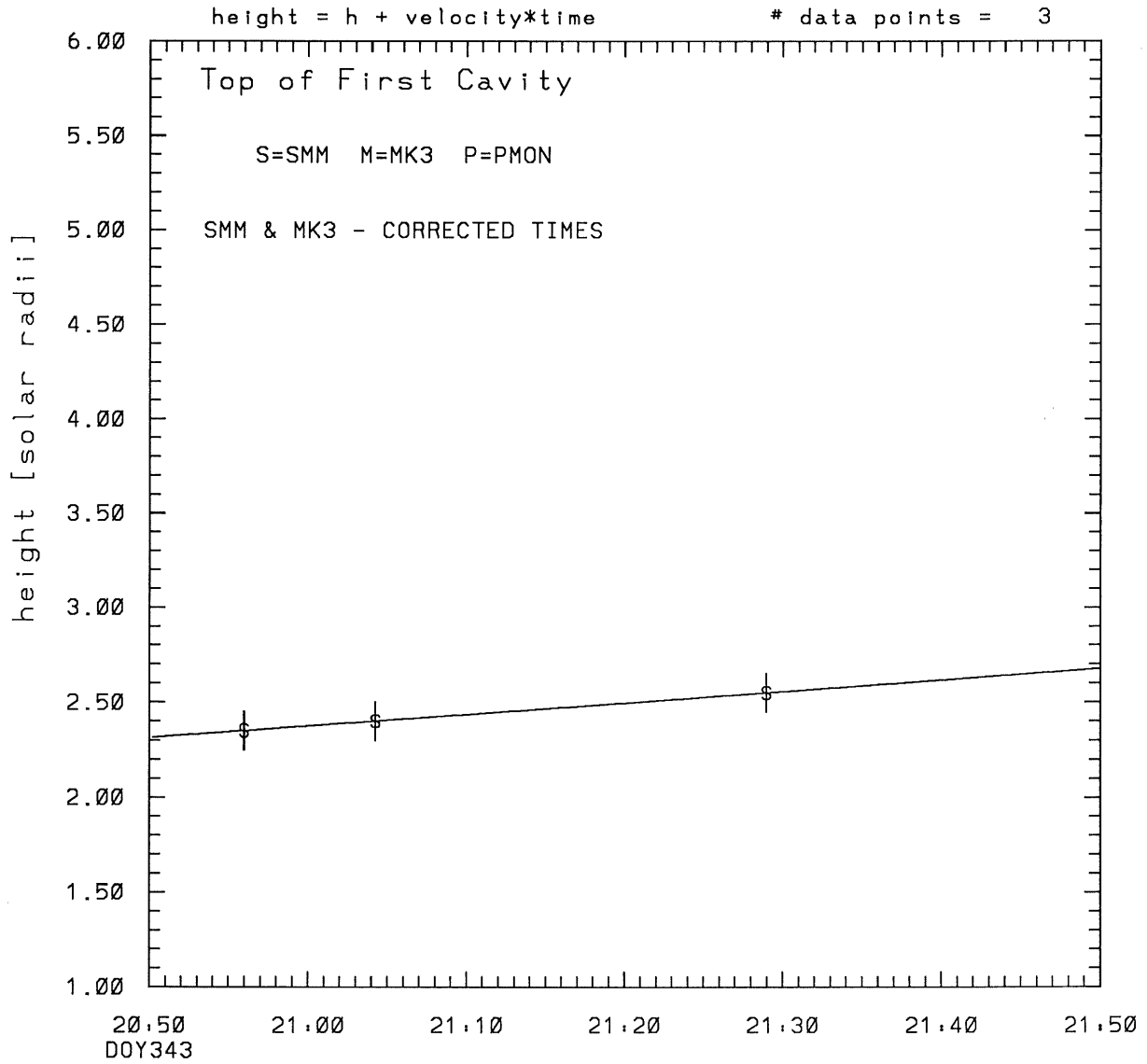
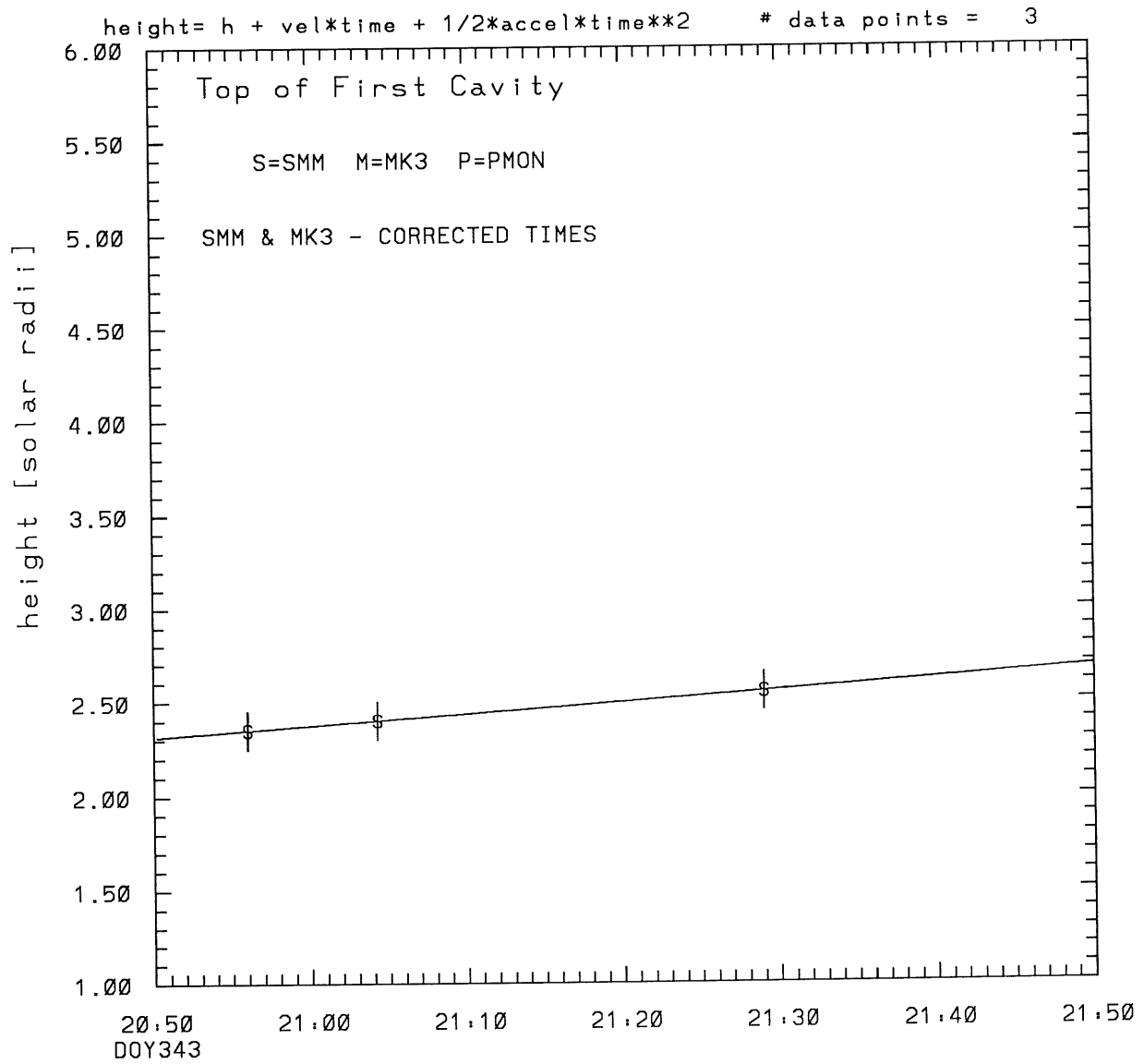


SMM C/P 1988 DOY343 315 +/- 0 degrees



tstart=DOY343 17:15 +/- 0.1 [min.]
radial velocity= 70. +/- 0. [km/sec]

SMM C/P 1988 DOY343 315 +/- 0 degrees

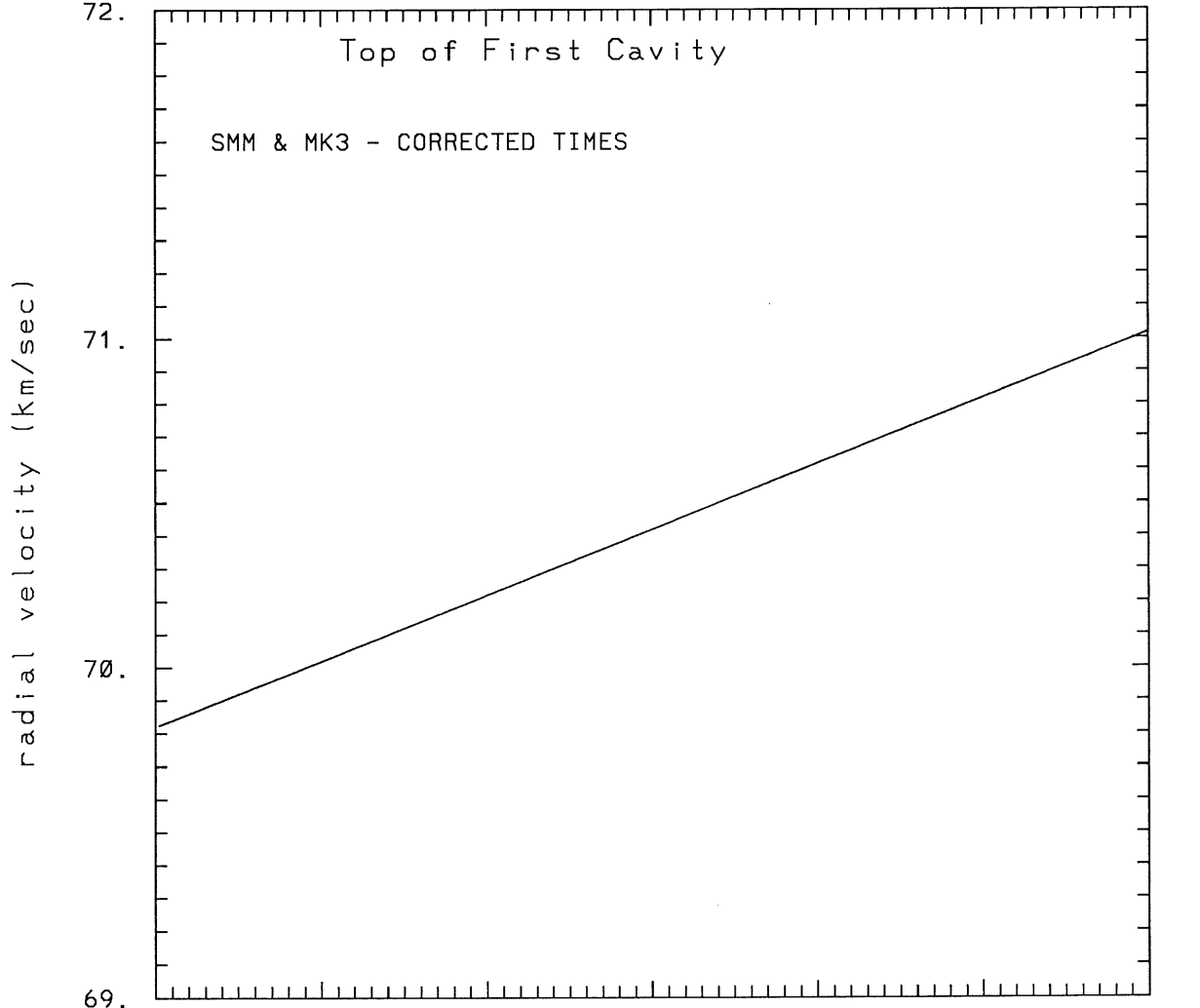


tstart=DOY343 17: 6 +/- 0.0 [min.]

radial acceleration = 0.0003 +/- 0.0000 [km/sec**2]

SMM C/P 1988 DOY343 315 +/- 0 degrees

height = $h + vel*time + 1/2*accel*time**2$ # data points = 3



20:50
DOY343

tstart=DOY343 17: 6 +/- 0.0 [min.]

radial acceleration=0.333E-03 km/sec**2

This is a 1 order run

INPUT:

year	day	time	radii	radius	error in	angle	error in	datatype
1988	343	20:55:58	2.35	+/- 0.10	315.0	+/- 0.5	SMM	
1988	343	21: 4:15	2.40	+/- 0.10	315.0	+/- 0.5	SMM	
1988	343	21:28:59	2.55	+/- 0.10	315.0	+/- 0.5	SMM	

Structure being measured:
Top of First Cavity

OUTPUT:

START TIME:

Event began at $t = 0 + -0.217E+03 +/- 0.838E-01$ [minutes]

In more convenient units:

Event began at DOY 343 17:15 +/- 0.838E-01 [minutes]

Origin defined at DOY343 20:50

RADIAL INFORMATION:

RADIAL VELOCITY = 70. +/- 0. km/sec

The computed RADIAL coefficients and errors FROM NLLST2 are:

c(1) = 0.231E+01 +/- 0.976E-04 [solar radii]
c(2) = 0.606E-02 +/- 0.403E-05 [radii/min]
c(2) = 0.703E+02 +/- 0.467E-01 [km/sec]
c(3) = 0.000E+00 +/- 0.000E+00 [radii/min**2]
c(3) = 0.000E+00 +/- 0.000E+00 [km/sec**2]

The computed ERRORS in coefficients [BEVINGTON] are:

error in c(1)= 0.13798E-03 [radii] see Bevington pg. 114

error in c(2)= 0.56992E-05 [radii/min] see Bevington pg. 114

ANGULAR INFORMATION:

ANGULAR VELOCITY = 0.0000E+00 +/- 0.0000E+00[radians/sec]

The computed ANGULAR coefficients and errors FROM NLLST2 are:

a(1) = 315. +/- 0. [degrees]
a(2) = 0.000E+00 +/- 0.000E+00 [degrees/min]
a(2) = 0.000E+00 +/- 0.000E+00 [rad/sec]
a(3) = 0.000E+00 +/- 0.000E+00 [degrees/min**2]
a(3) = 0.000E+00 +/- 0.000E+00 [rad/sec**2]

THE TANGENTIAL AND TOTAL VELOCITIES AT EACH DATA POINT ARE:

The TANGENTIAL velocity at 20:55 = 0. km/sec

The TOTAL velocity at 20:55 = 70. km/sec

The TANGENTIAL velocity at 21: 4 = 0. km/sec

The TOTAL velocity at 21: 4 = 70. km/sec

The TANGENTIAL velocity at 21:28 = 0. km/sec

The TOTAL velocity at 21:28 = 70. km/sec

The following info is for estimating goodness of the fit

Fit is ok [ier=1]

Standard Deviation in the height = 0.10

Standard Deviation in start time measurement = 0.140E+02

Error in time = 0.22842E-01 using best fit method

See Taylor Error Analysis [Univ of Colorado] pg.78

Value of reduced Chi Squared returned from nllst2 = 0.958E-08

Reduced Chi Squared = 0.324E-07

Chi Squared = 0.324E-07

The probability for exceeding chi square = 0.100E+01

The correlation coefficient = 0.100E+01

The probability that no LINEAR correlation exists between the variables = 0.0000E+00

SEE BEVINGTON "Data Reduction and Error Analysis" [1969]

This is a 2 order run

INPUT:

year	doy	time	radii	error in radius	angle	error in angle	datatype
1988	343	20:55:58	2.35	+/- 0.10	315.0	+/- 0.5	SMM
1988	343	21: 4:15	2.40	+/- 0.10	315.0	+/- 0.5	SMM
1988	343	21:28:59	2.55	+/- 0.10	315.0	+/- 0.5	SMM

Structure being measured:
Top of First Cavity

OUTPUT:

START TIME:

Event began at $t = 0 + -0.226E+03 +/- 0.000E+00$ [minutes]
In more convenient units:
Event began at DOY 343 17: 6 +/- 0.000E+00 [minutes]

Origin defined at DOY343 20:50

RADIAL INFORMATION:

RADIAL ACCELERATION = $0.333E-03 +/- 0.993E-06$ km/sec**2

The computed RADIAL coefficients and errors FROM NLLST2 are:

c(1) = $0.231E+01 +/- 0.962E-06$ [solar radii]
c(2) = $0.602E-02 +/- 0.122E-06$ [radii/min]
c(2) = $0.698E+02 +/- 0.141E-02$ [km/sec]
c(3) = $0.861E-06 +/- 0.257E-08$ [radii/min**2]
c(3) = $0.333E-03 +/- 0.993E-06$ [km/sec**2]

ANGULAR INFORMATION:

ANGULAR ACCELERATION= $0.0000E+00 +/- 0.0000E+00$ [radians/sec**2]

The computed ANGULAR coefficients and errors FROM NLLST2 are:

a(1) = $315. +/- 0.$ [degrees]
a(2) = $0.000E+00 +/- 0.000E+00$ [degrees/min]
a(2) = $0.000E+00 +/- 0.000E+00$ [rad/sec]
a(3) = $0.000E+00 +/- 0.000E+00$ [degrees/min**2]

$$a(3) = 0.000E+00 \pm 0.000E+00 \text{ [rad/sec**2]}$$

THE TANGENTIAL AND TOTAL VELOCITIES AT EACH DATA POINT ARE:

The TANGENTIAL velocity at 20:55 = 0. km/sec

The TOTAL velocity at 20:55 = 70. km/sec

The TANGENTIAL velocity at 21: 4 = 0. km/sec

The TOTAL velocity at 21: 4 = 70. km/sec

The TANGENTIAL velocity at 21:28 = 0. km/sec

The TOTAL velocity at 21:28 = 71. km/sec

The following info is for estimating goodness of the fit

Number data points = number of coefficients. No error analysis is possible.

Correlation coefficient is not computable!