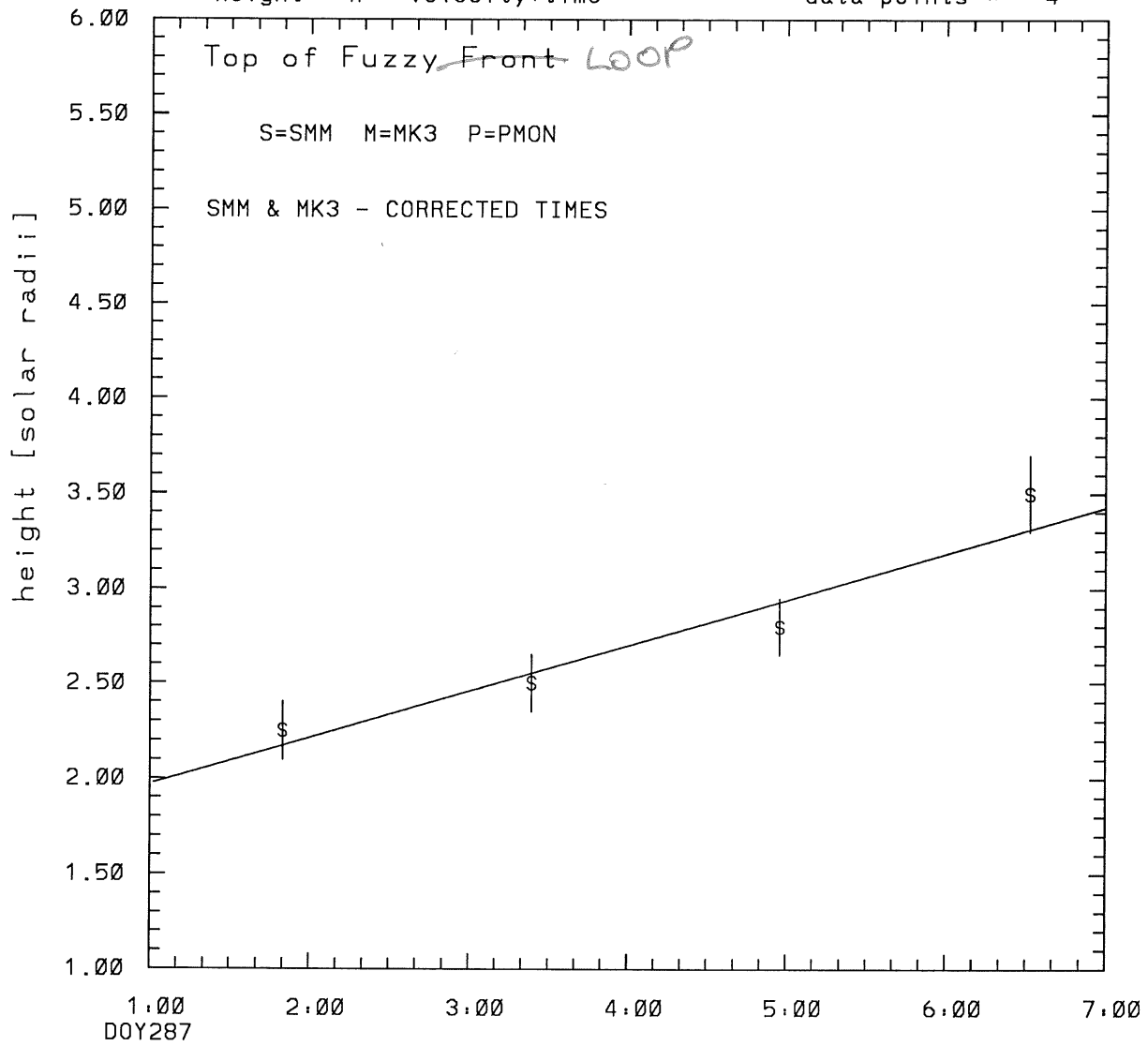


SMM C/P 1988 DOY287 355 +/- 0 degrees

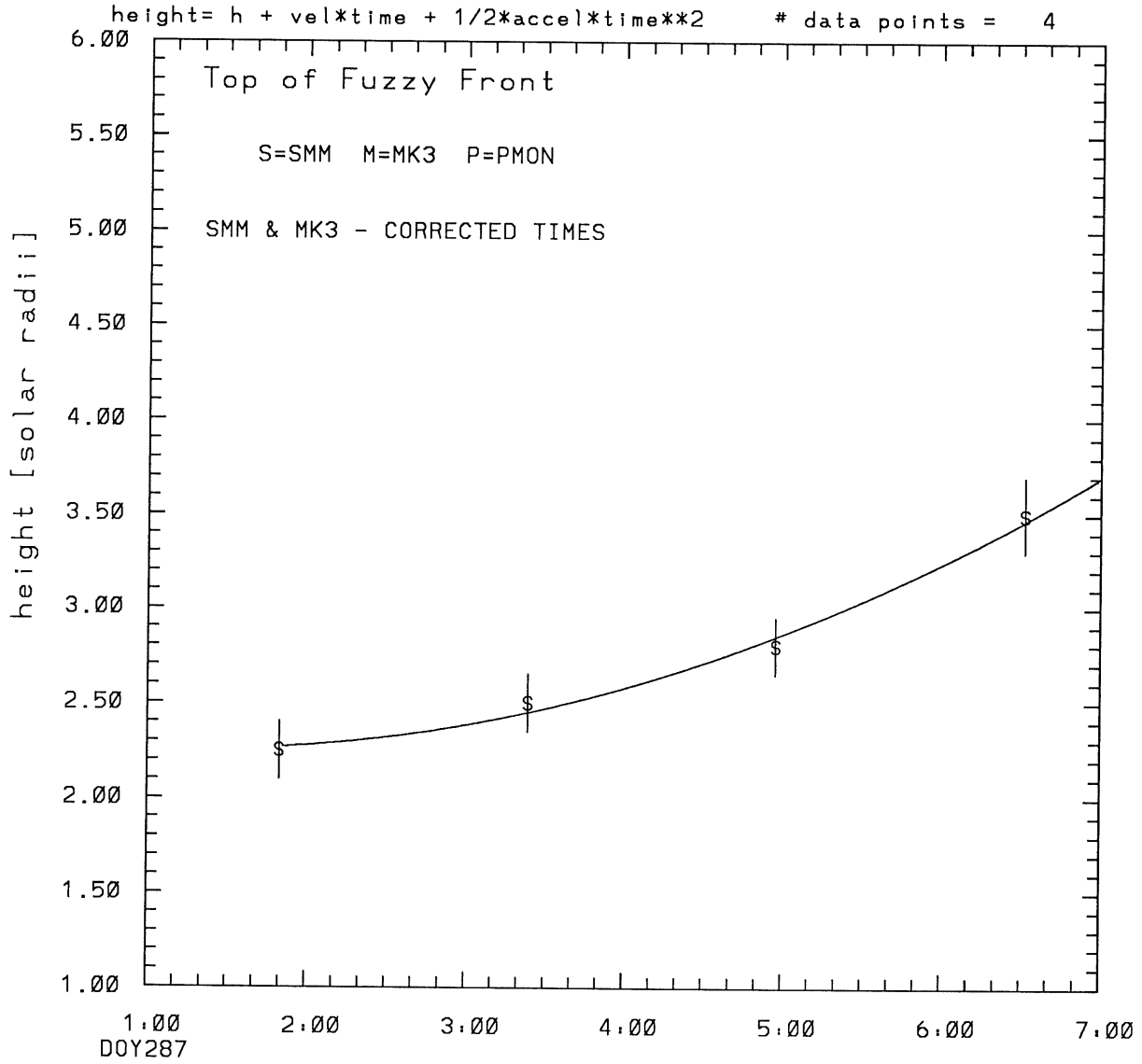
height = h + velocity*time

data points = 4



tstart=DOY286 21: 1 +/- 25.7 [min.]
radial velocity= 47. +/- 8. [km/sec]

SMM C/P 1988 DOY287. 355 +/- 0 degrees

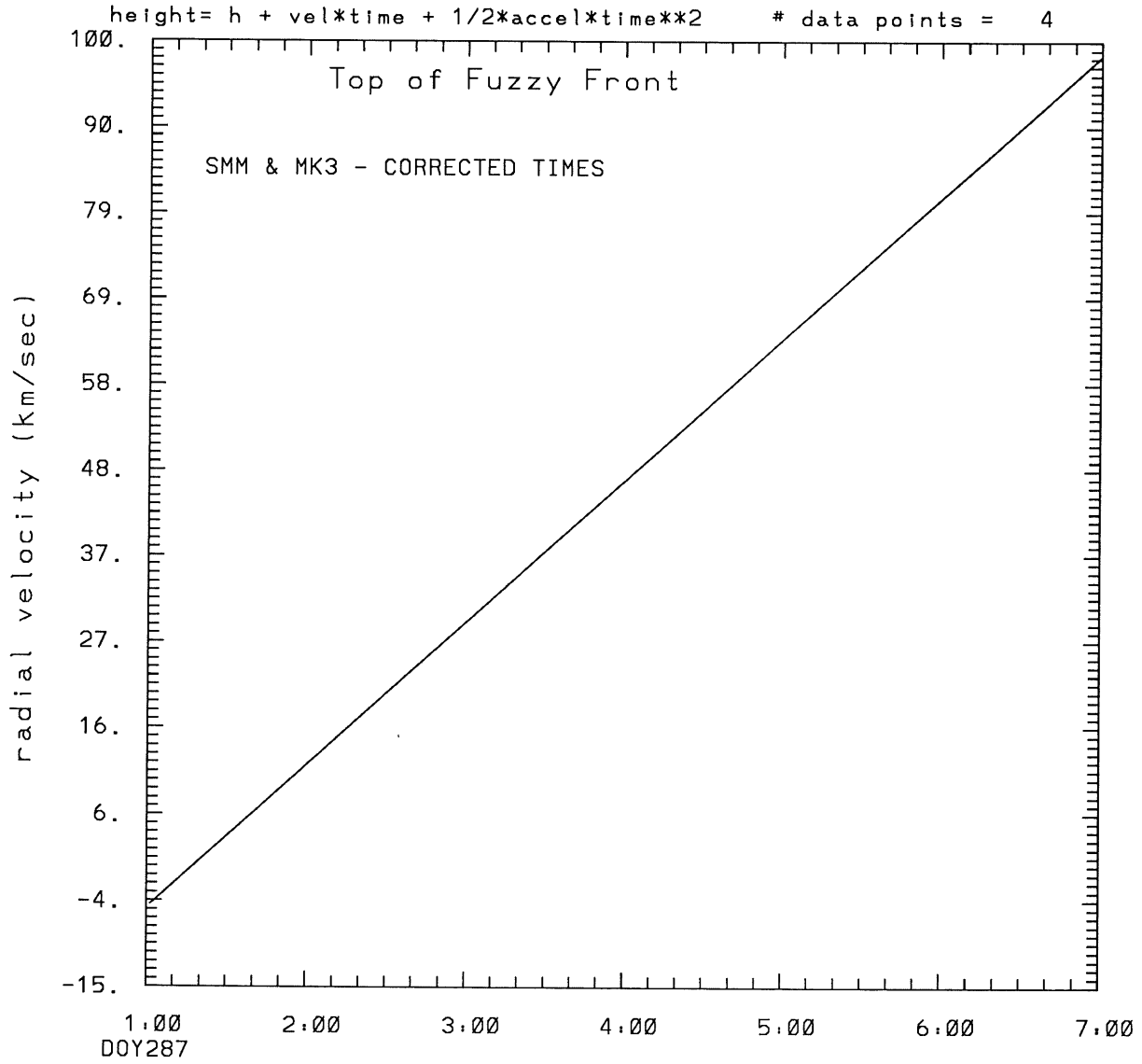


tstart=DOY287 1.18 from derivative=0

Event begins at 2.25 Solar Radii

radial acceleration = 0.0048 +/- 0.0013 [km/sec**2]

SMM C/P 1988 DOY287 355 +/- 0 degrees



tstart=DOY287 1:18 from derivative=0
Event begins at 2.25 Solar Radii
radial acceleration=0.479E-02 km/sec**2

This is a 1 order run

INPUT:

year	doy	time	radii	error in radius	error in angle	angle	datatype
1988	287	1:49:54	2.25	+/- 0.15	355.0	+/- 0.5	SMM
1988	287	3:23:46	2.50	+/- 0.15	355.0	+/- 0.5	SMM
1988	287	4:57:38	2.80	+/- 0.15	355.0	+/- 0.5	SMM
1988	287	6:31:30	3.50	+/- 0.20	355.0	+/- 1.0	SMM

Structure being measured:

Top of Fuzzy Front

OUTPUT:

START TIME:

Event began at $t = 0 + -0.239E+03 +/- 0.257E+02$ [minutes]

In more convenient units:

Event began at DOY 286 21: 1 +/- 0.257E+02 [minutes]

Origin defined at DOY287 1: 0

RADIAL INFORMATION:

RADIAL VELOCITY = 47. +/- 8. km/sec

The computed RADIAL coefficients and errors FROM NLLST2 are:

c(1) = 0.197E+01 +/- 0.133E+00 [solar radii]
c(2) = 0.405E-02 +/- 0.669E-03 [radii/min]
c(2) = 0.470E+02 +/- 0.776E+01 [km/sec]
c(3) = 0.000E+00 +/- 0.000E+00 [radii/min**2]
c(3) = 0.000E+00 +/- 0.000E+00 [km/sec**2]

The computed ERRORS in coefficients [BEVINGTON] are:

error in c(1)= 0.18179E+00 [radii] see Bevington pg. 114

error in c(2)= 0.83515E-03 [radii/min] see Bevington pg. 114

ANGULAR INFORMATION:

ANGULAR VELOCITY = 0.0000E+00 +/- 0.0000E+00[radians/sec]

The computed ANGULAR coefficients and errors FROM NLLST2 are:

a(1) = 355. +/- 0. [degrees]
a(2) = 0.000E+00 +/- 0.000E+00 [degrees/min]
a(2) = 0.000E+00 +/- 0.000E+00 [rad/sec]
a(3) = 0.000E+00 +/- 0.000E+00 [degrees/min**2]
a(3) = 0.000E+00 +/- 0.000E+00 [rad/sec**2]

THE TANGENTIAL AND TOTAL VELOCITIES AT EACH DATA POINT ARE:

The TANGENTIAL velocity at 1:49 = 0. km/sec

The TOTAL velocity at 1:49 = 47. km/sec

The TANGENTIAL velocity at 3:23 = 0. km/sec

The TOTAL velocity at 3:23 = 47. km/sec

The TANGENTIAL velocity at 4:57 = 0. km/sec

The TOTAL velocity at 4:57 = 47. km/sec

The TANGENTIAL velocity at 6:31 = 0. km/sec

The TOTAL velocity at 6:31 = 47. km/sec

The following info is for estimating goodness of the fit

Fit is ok [ier=1]

Standard Deviation in the height = 0.54

Standard Deviation in start time measurement = 0.105E+03

Error in time = 0.61170E+02 using best fit method

See Taylor Error Analysis [Univ of Colorado] pg.78

Value of reduced Chi Squared returned from nllst2 = 0.173E-01

Reduced Chi Squared = 0.102E+00

Chi Squared = 0.204E+00

The probability for exceeding chi square = 0.983E+00

The correlation coefficient = 0.967E+00

The probability that no LINEAR correlation exists between the variables = 0.3290E-01

SEE BEVINGTON "Data Reduction and Error Analysis" [1969]

This is a 2 order run

INPUT:

year	doy	time	radii	error in radius	error in angle	angle	datatype
1988	287	1:49:54	2.25	+/- 0.15	355.0	+/- 0.5	SMM
1988	287	3:23:46	2.50	+/- 0.15	355.0	+/- 0.5	SMM
1988	287	4:57:38	2.80	+/- 0.15	355.0	+/- 0.5	SMM
1988	287	6:31:30	3.50	+/- 0.20	355.0	+/- 1.0	SMM

Structure being measured:

Top of Fuzzy Front

OUTPUT:

START TIME:

tstart=DOY287 1:18 from derivative = 0

Event begins at 2.25 Solar Radii

Origin defined at DOY287 1: 0

RADIAL INFORMATION:

RADIAL ACCELERATION = 0.479E-02 +/- 0.130E-02 km/sec**2

The computed RADIAL coefficients and errors FROM NLLST2 are:

c(1) = 0.226E+01 +/- 0.978E-01 [solar radii]
c(2) = -0.455E-03 +/- 0.126E-02 [radii/min]
c(2) = -0.528E+01 +/- 0.146E+02 [km/sec]
c(3) = 0.124E-04 +/- 0.336E-05 [radii/min**2]
c(3) = 0.479E-02 +/- 0.130E-02 [km/sec**2]

The computed ERRORS in coefficients [BEVINGTON] are:

Approximate error in c(1) = 0.14063E+00 [radii] Bevington pg 154 (8-30)
Exact error in c(1) = 0.44385E-01 [radii] Bevington pg 154 (8-28)
Approximate error in c(2) = 0.17573E-02 [radii/min] Bevington pg 154 (8-30)
Exact error in c(2) = 0.83906E-03 [radii/min] Bevington pg 154 (8-28)
Approximate error in c(3) = 0.44999E-05 [radii/min**] Bevington pg 154 (8-30)
Exact error in c(3) = 0.22485E-05 [radii/min**] Bevington pg 154 (8-28)

ANGULAR INFORMATION:

ANGULAR ACCELERATION= 0.0000E+00 +/- 0.0000E+00[radians/sec**2]

The computed ANGULAR coefficients and errors FROM NLLST2 are:

a(1) = 355. +/- 0. [degrees]
a(2) = 0.000E+00 +/- 0.000E+00 [degrees/min]
a(2) = 0.000E+00 +/- 0.000E+00 [rad/sec]
a(3) = 0.000E+00 +/- 0.000E+00 [degrees/min**2]
a(3) = 0.000E+00 +/- 0.000E+00 [rad/sec**2]

THE TANGENTIAL AND TOTAL VELOCITIES AT EACH DATA POINT ARE:

The TANGENTIAL velocity at 1:49 = 0. km/sec

The TOTAL velocity at 1:49 = 9. km/sec

The TANGENTIAL velocity at 3:23 = 0. km/sec

The TOTAL velocity at 3:23 = 36. km/sec

The TANGENTIAL velocity at 4:57 = 0. km/sec

The TOTAL velocity at 4:57 = 63. km/sec

The TANGENTIAL velocity at 6:31 = 0. km/sec

The TOTAL velocity at 6:31 = 90. km/sec

The following info is for estimating goodness of the fit

Fit is ok [ier=1]

Standard Deviation in the height = 0.54

Standard Deviation in start time measurement = 0.105E+03

Value of reduced Chi Squared returned from nllst2 = 0.331E-02

Reduced Chi Squared = 0.166E-01

Chi Squared = 0.166E-01

The probability for exceeding chi square = 0.954E+00

For a second order fit 3 correlation coefficients are given:

(Using equation of motion: $r = a + bt + at**2$)

The correlation between the data and the term linear in time = 0.9136E+00

The correlation between the data and the time**2 term = 0.9104E+00

The correlation between the data and the complete equation of motion = 0.9891E+00

SEE BEVINGTON "Data Reduction and Error Analysis" [1969]