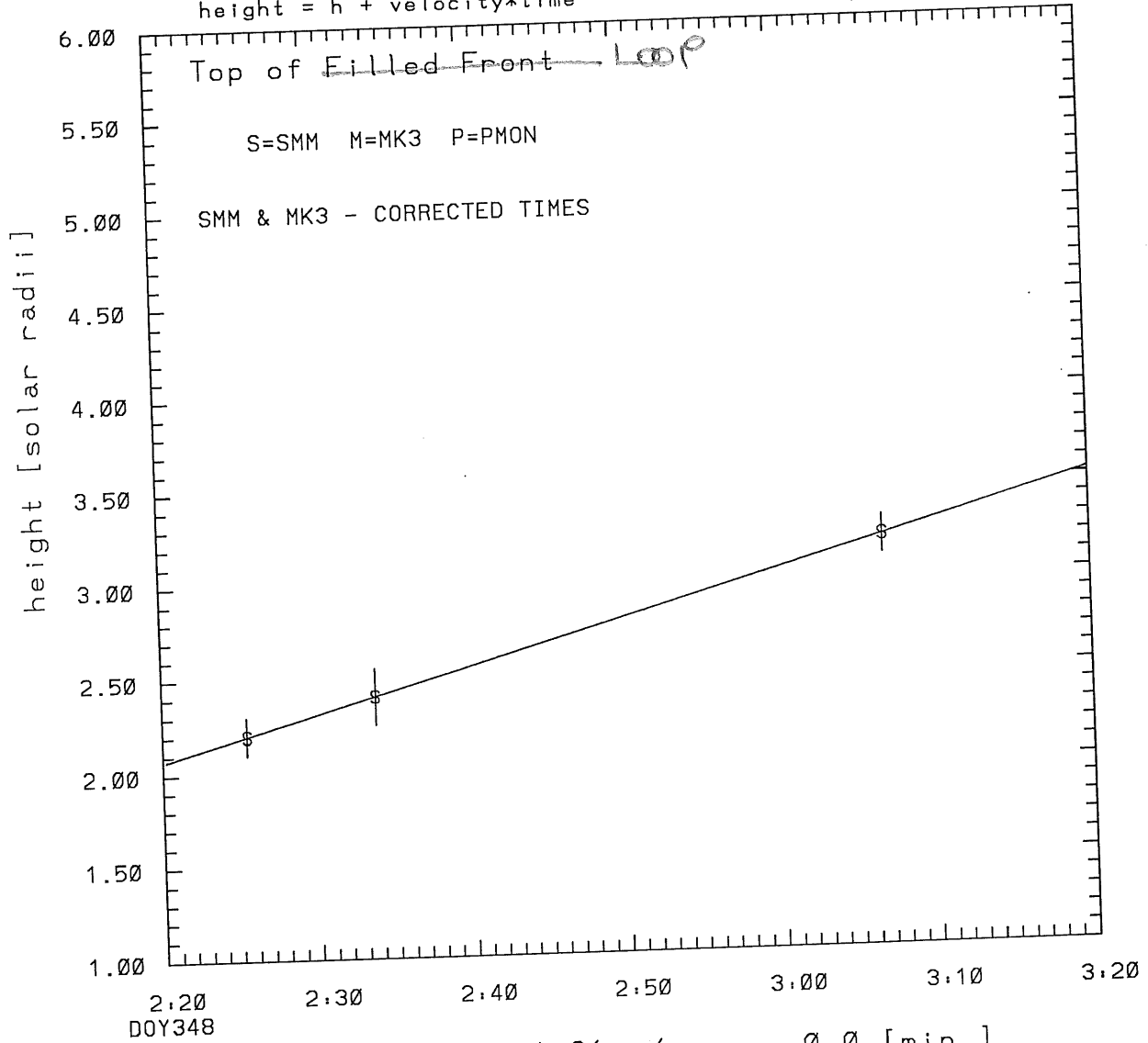


SMM C/P 1988 DOY348 77 +/- 0 degrees

height = h + velocity\*time

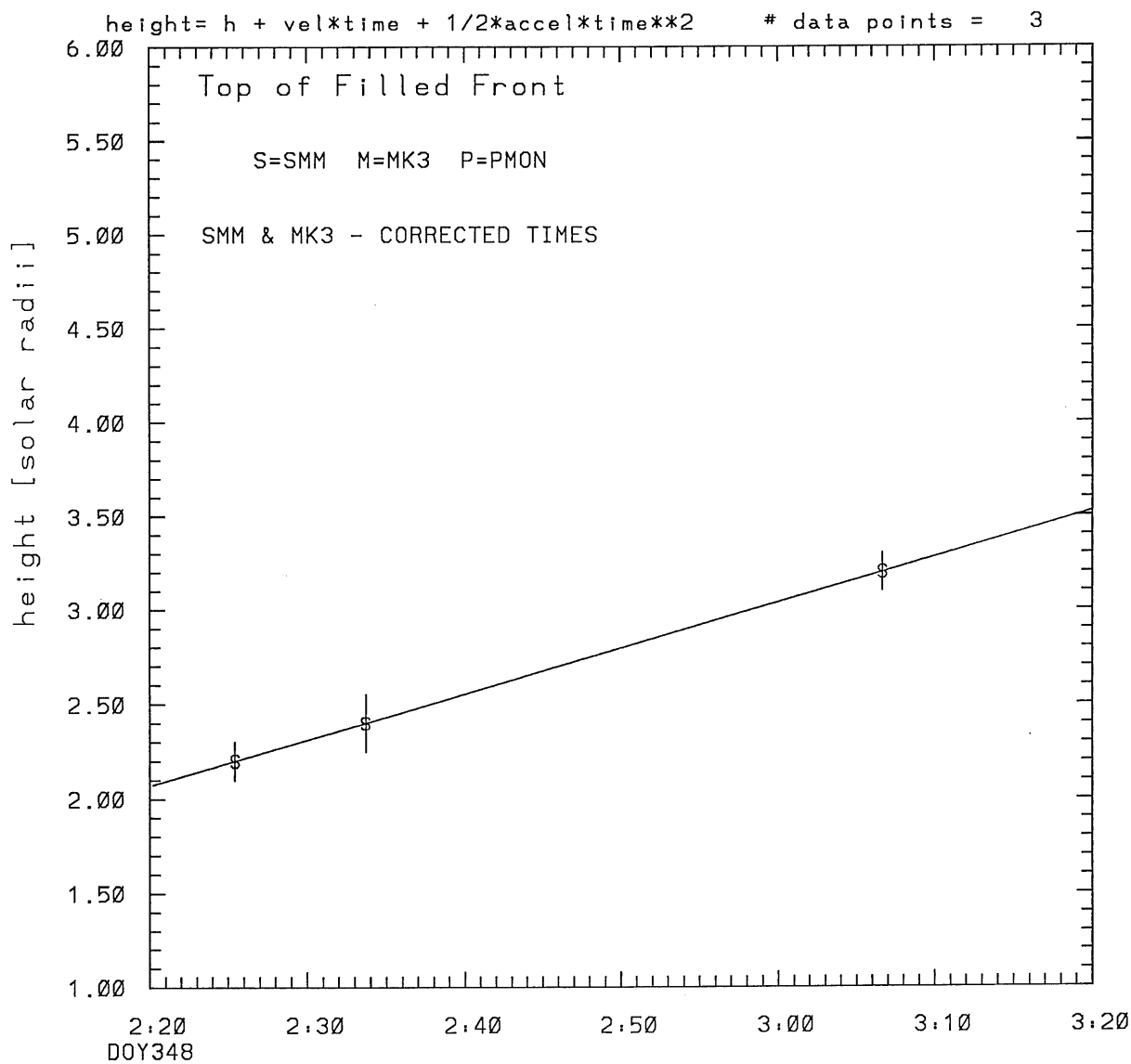
# data points = 3



DOY348

tstart=DOY348 1:36 +/- 0.0 [min.]  
radial velocity= 281. +/- 0. [km/sec]

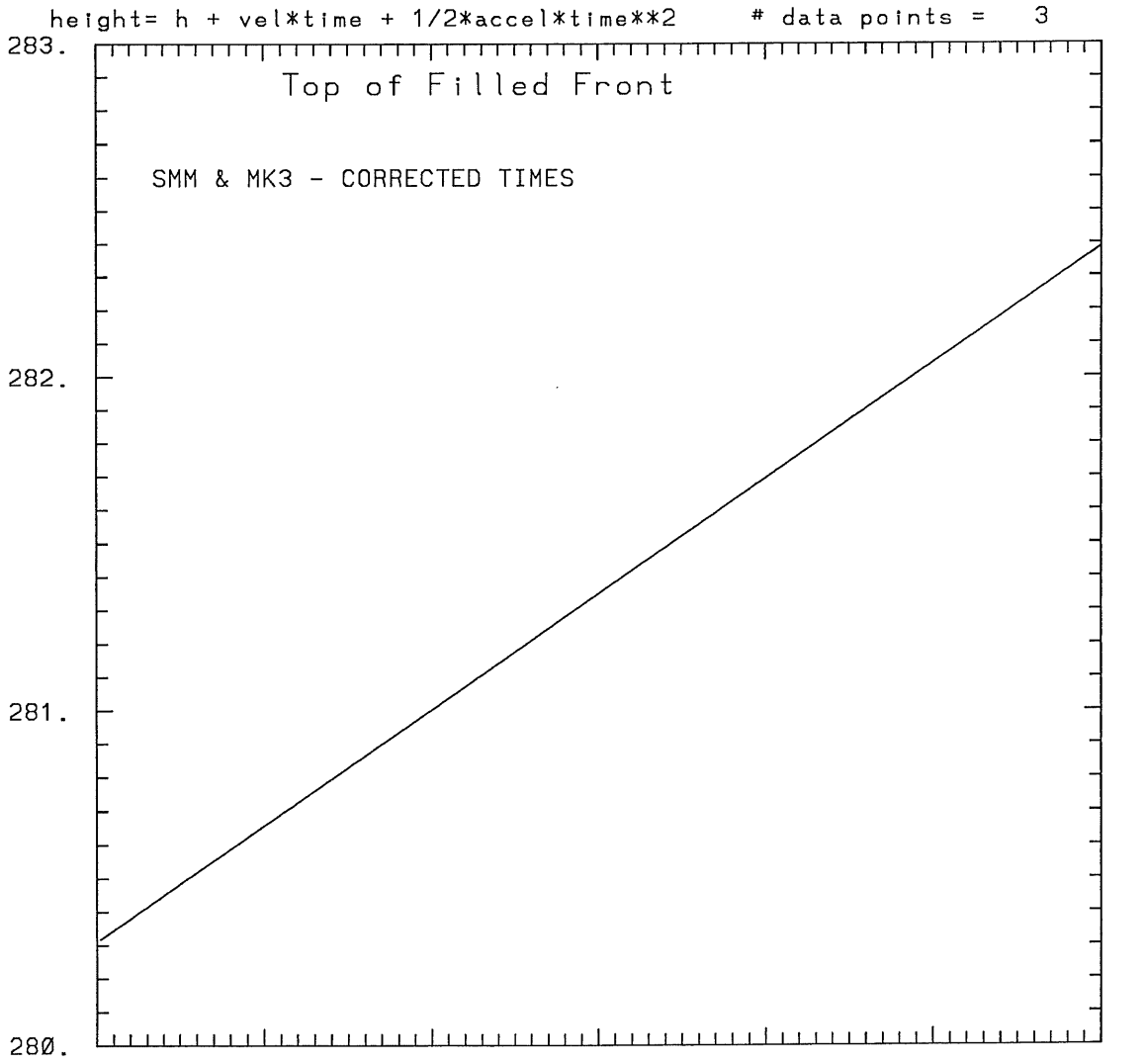
SMM C/P 1988 DOY348 77 +/- 0 degrees



tstart=DOY348 1.36 +/- 0.0 [min.]

radial acceleration = 0.0006 +/- 0.0000 [km/sec\*\*2]

SMM C/P 1988 DOY348 77 +/- 0 degrees



tstart=DOY348 1:36 +/- 0.0 [min.]

radial acceleration=0.577E-03 km/sec\*\*2

\*\*\*\*\*

This is a 1 order run

\*\*\*\*\*

\*\*\*\*\*

INPUT:

\*\*\*\*\*

year	day	time	radii	error in radius	angle	error in angle	datatype
1988	348	2:25:26	2.20	+/- 0.10	77.0	+/- 0.5	SMM
1988	348	2:33:42	2.40	+/- 0.15	77.0	+/- 0.5	SMM
1988	348	3: 6:41	3.20	+/- 0.10	77.0	+/- 1.0	SMM

\*\*\*\*\*

Structure being measured:

Top of Filled Front

\*\*\*\*\*

\*\*\*\*\*

OUTPUT:

\*\*\*\*\*

START TIME:

Event began at t = 0 + -0.441E+02 +/- 0.548E-02 [minutes]

In more convenient units:

Event began at DOY 348 1:36 +/- 0.548E-02 [minutes]

Origin defined at DOY348 2:20

RADIAL INFORMATION:

RADIAL VELOCITY = 281. +/- 0. km/sec

The computed RADIAL coefficients and errors FROM NLLST2 are:

c(1) = 0.207E+01 +/- 0.170E-03 [solar radii]  
 c(2) = 0.242E-01 +/- 0.554E-05 [radii/min]  
 c(2) = 0.281E+03 +/- 0.643E-01 [km/sec]  
 c(3) = 0.000E+00 +/- 0.000E+00 [radii/min\*\*2]  
 c(3) = 0.000E+00 +/- 0.000E+00 [km/sec\*\*2]

The computed ERRORS in coefficients [BEVINGTON] are:

error in c(1)= 0.30241E-03 [radii] see Bevington pg. 114

error in c(2)= 0.10700E-04 [radii/min] see Bevington pg. 114

ANGULAR INFORMATION:

ANGULAR VELOCITY = 0.0000E+00 +/- 0.0000E+00[radians/sec]

The computed ANGULAR coefficients and errors FROM NLLST2 are:

a(1) = 77. +/- 0. [degrees]  
a(2) = 0.000E+00 +/- 0.000E+00 [degrees/min]  
a(2) = 0.000E+00 +/- 0.000E+00 [rad/sec]  
a(3) = 0.000E+00 +/- 0.000E+00 [degrees/min\*\*2]  
a(3) = 0.000E+00 +/- 0.000E+00 [rad/sec\*\*2]

THE TANGENTIAL AND TOTAL VELOCITIES AT EACH DATA POINT ARE:

The TANGENTIAL velocity at 2:25 = 0. km/sec

The TOTAL velocity at 2:25 = 281. km/sec

The TANGENTIAL velocity at 2:33 = 0. km/sec

The TOTAL velocity at 2:33 = 281. km/sec

The TANGENTIAL velocity at 3: 6 = 0. km/sec

The TOTAL velocity at 3: 6 = 281. km/sec

\*\*\*\*\*

The following info is for estimating goodness of the fit

\*\*\*\*\*

Fit is ok [ier=1]

Standard Deviation in the height = 0.53

Standard Deviation in start time measurement = 0.178E+02

Error in time = 0.13622E-01 using best fit method

See Taylor Error Analysis [Univ of Colorado] pg.78

Value of reduced Chi Squared returned from nllst2 = 0.342E-07

Reduced Chi Squared = 0.207E-06

Chi Squared = 0.207E-06

The probability for exceeding chi square = 0.100E+01

The correlation coefficient = 0.100E+01

The probability that no LINEAR correlation exists between the variables = 0.0000E+00

SEE BEVINGTON "Data Reduction and Error Analysis" [1969]

\*\*\*\*\*  
This is a 2 order run  
\*\*\*\*\*

\*\*\*\*\*  
INPUT:  
\*\*\*\*\*

year	day	time	error in radii	error in radius	error in angle	error in angle	datatype
1988	348	2:25:26	2.20 +/- 0.10	77.0 +/- 0.5			SMM
1988	348	2:33:42	2.40 +/- 0.15	77.0 +/- 0.5			SMM
1988	348	3: 6:41	3.20 +/- 0.10	77.0 +/- 1.0			SMM

\*\*\*\*\*  
Structure being measured:  
Top of Filled Front  
\*\*\*\*\*

\*\*\*\*\*  
OUTPUT:  
\*\*\*\*\*

START TIME:

Event began at  $t = 0 + -0.443E+02 +/- 0.000E+00$  [minutes]  
In more convenient units:  
Event began at DOY 348 1:36 +/- 0.000E+00 [minutes]

Origin defined at DOY348 2:20

RADIAL INFORMATION:

RADIAL ACCELERATION =  $0.577E-03 +/- 0.391E-05$  km/sec\*\*2

The computed RADIAL coefficients and errors FROM NLLST2 are:

c(1) =  $0.207E+01 +/- 0.377E-05$  [solar radii]  
c(2) =  $0.242E-01 +/- 0.543E-06$  [radii/min]  
c(2) =  $0.280E+03 +/- 0.630E-02$  [km/sec]  
c(3) =  $0.149E-05 +/- 0.101E-07$  [radii/min\*\*2]  
c(3) =  $0.577E-03 +/- 0.391E-05$  [km/sec\*\*2]

ANGULAR INFORMATION:

ANGULAR ACCELERATION=  $0.0000E+00 +/- 0.0000E+00$ [radians/sec\*\*2]

The computed ANGULAR coefficients and errors FROM NLLST2 are:

a(1) =  $77. +/- 0.$  [degrees]  
a(2) =  $0.000E+00 +/- 0.000E+00$  [degrees/min]  
a(2) =  $0.000E+00 +/- 0.000E+00$  [rad/sec]  
a(3) =  $0.000E+00 +/- 0.000E+00$  [degrees/min\*\*2]

$$a(3) = 0.000E+00 +/- 0.000E+00 [\text{rad/sec}^2]$$

THE TANGENTIAL AND TOTAL VELOCITIES AT EACH DATA POINT ARE:

The TANGENTIAL velocity at 2:25 = 0. km/sec

The TOTAL velocity at 2:25 = 280. km/sec

The TANGENTIAL velocity at 2:33 = 0. km/sec

The TOTAL velocity at 2:33 = 281. km/sec

The TANGENTIAL velocity at 3:6 = 0. km/sec

The TOTAL velocity at 3:6 = 282. km/sec

\*\*\*\*\*

The following info is for estimating goodness of the fit

\*\*\*\*\*

Number data points = number of coefficients. No error analysis is possible.

Correlation coefficient is not computable!