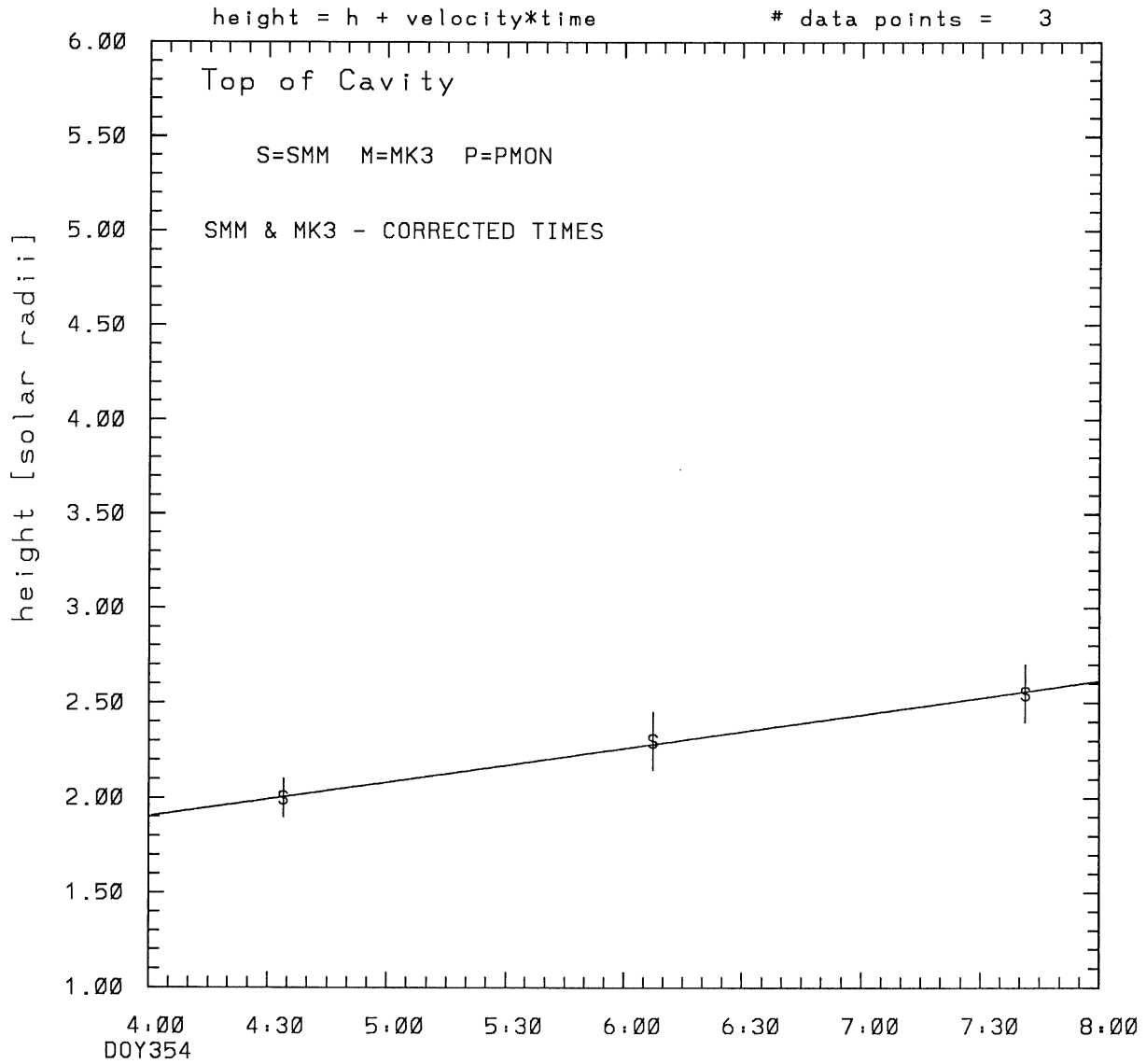
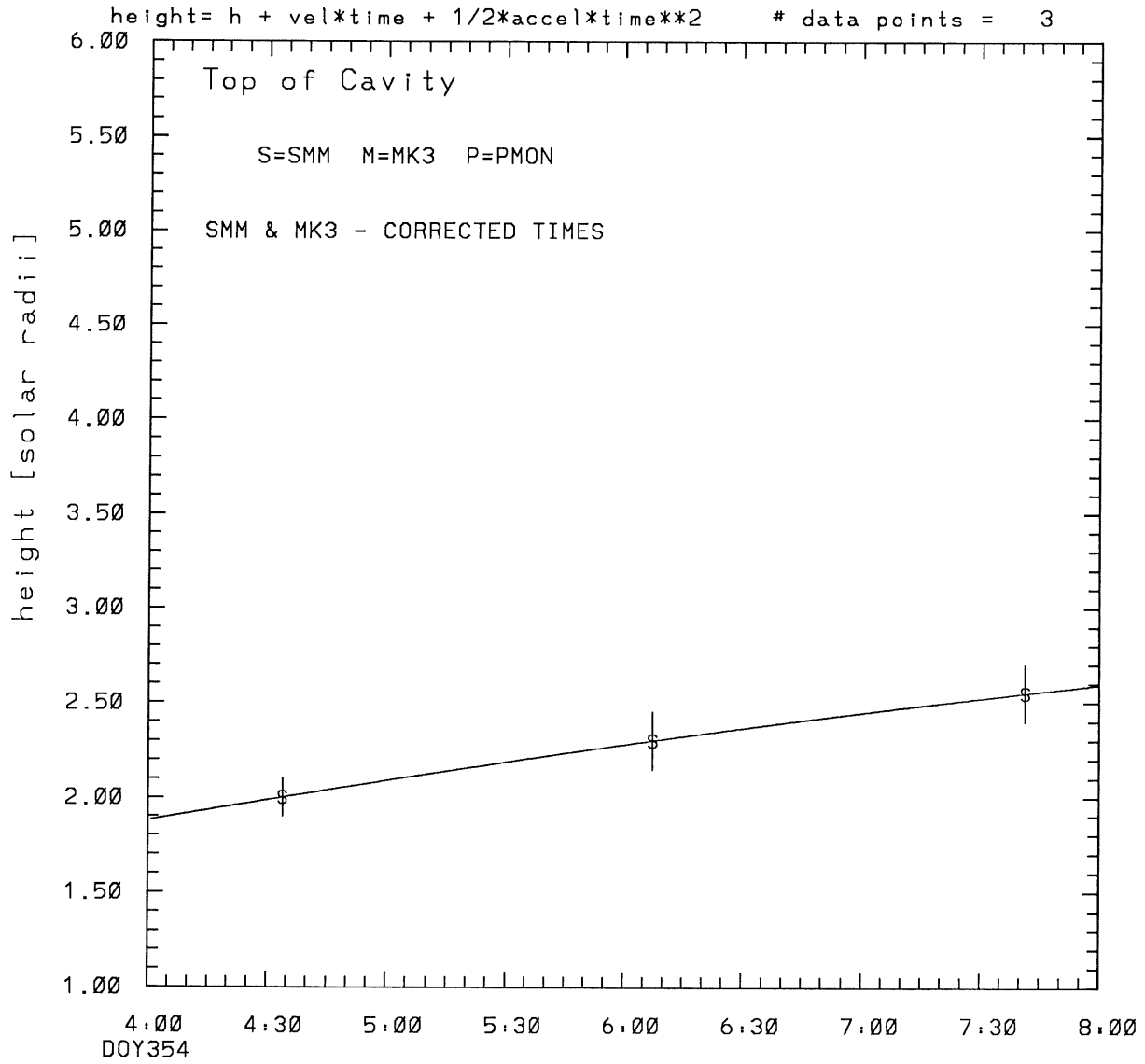


SMM C/P 1988 DOY354 226 +/- 0 degrees



tstart=DOY353 22:57 +/- 5.6 [min.]
radial velocity= 34. +/- 1. [km/sec]

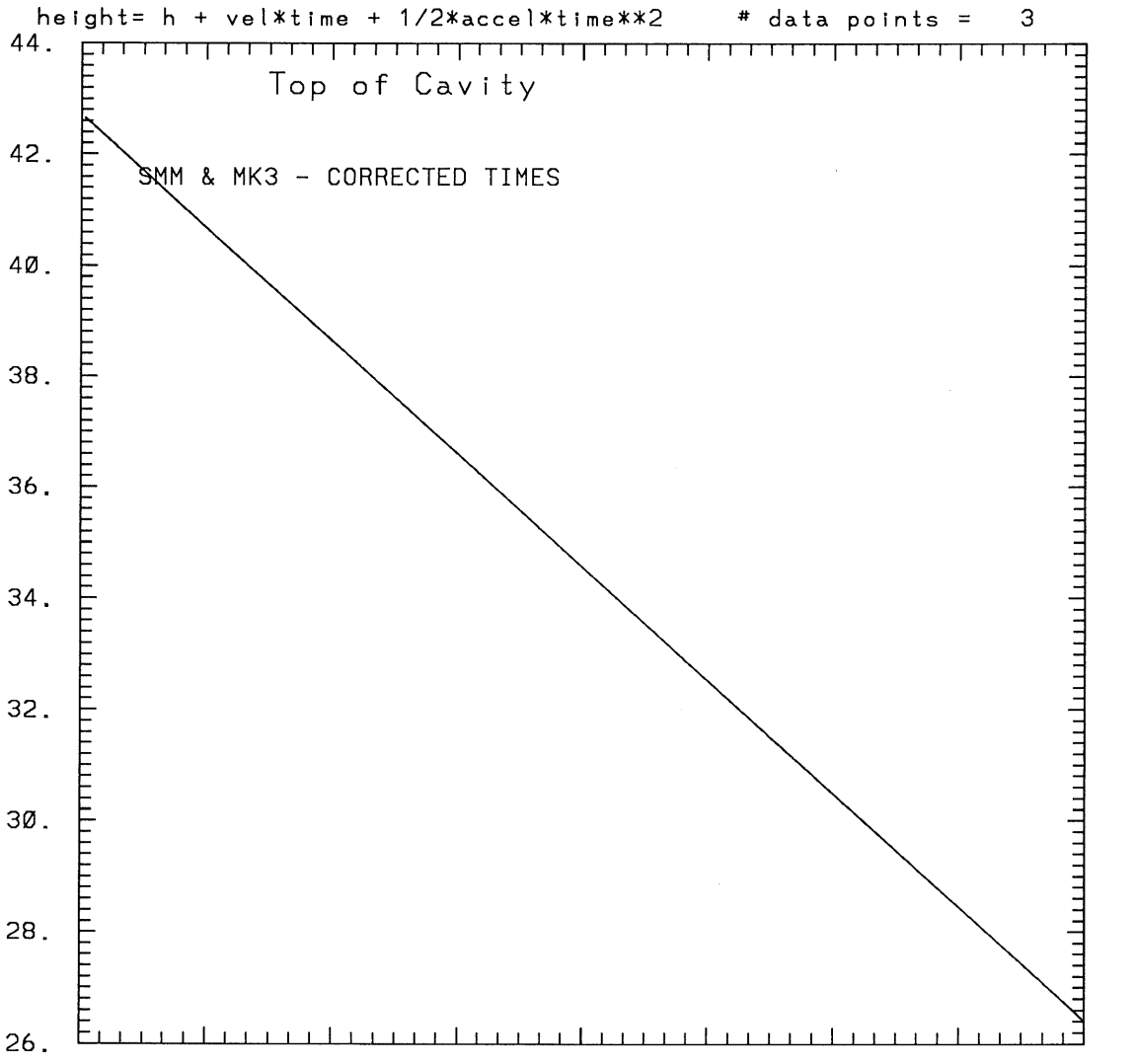
SMM C/P 1988 DOY354 226 +/- 0 degrees



tstart=DOY354 0.35 +/- 0.0 [min.]

radial acceleration = -0.0011 +/- 0.0000 [km/sec**2]

SMM C/P 1988 DOY354 226 +/- 0 degrees



4.00 4.30 5.00 5.30 6.00 6.30 7.00 7.30 8.00
DOY354

tstart=DOY354 0:35 +/- 0.0 [min.]

radial acceleration=-.113E-02 km/sec**2

This is a 1 order run

INPUT:

year	day	time	radii	error in radius	angle	error in angle	datatype
1988	354	4:33:59	2.00	+/- 0.10	226.0	+/- 0.5	SMM
1988	354	6: 7:27	2.30	+/- 0.15	226.0	+/- 0.5	SMM
1988	354	7:41:24	2.55	+/- 0.15	226.0	+/- 0.5	SMM

Structure being measured:

Top of Cavity

OUTPUT:

START TIME:

Event began at $t = 0 + -0.305E+03 +/- 0.565E+01$ [minutes]

In more convenient units:

Event began at DOY 353 22:57 +/- 0.565E+01 [minutes]

Origin defined at DOY354 4: 0

RADIAL INFORMATION:

RADIAL VELOCITY = 34. +/- 1. km/sec

The computed RADIAL coefficients and errors FROM NLLST2 are:

c(1) = 0.190E+01 +/- 0.124E-01 [solar radii]
c(2) = 0.296E-02 +/- 0.980E-04 [radii/min]
c(2) = 0.344E+02 +/- 0.114E+01 [km/sec]
c(3) = 0.000E+00 +/- 0.000E+00 [radii/min**2]
c(3) = 0.000E+00 +/- 0.000E+00 [km/sec**2]

The computed ERRORS in coefficients [BEVINGTON] are:

error in c(1)= 0.24177E-01 [radii] see Bevington pg. 114

error in c(2)= 0.16249E-03 [radii/min] see Bevington pg. 114

ANGULAR INFORMATION:

ANGULAR VELOCITY = 0.0000E+00 +/- 0.0000E+00[radians/sec]

The computed ANGULAR coefficients and errors FROM NLLST2 are:

a(1) = 226. +/- 0. [degrees]
a(2) = 0.000E+00 +/- 0.000E+00 [degrees/min]
a(2) = 0.000E+00 +/- 0.000E+00 [rad/sec]
a(3) = 0.000E+00 +/- 0.000E+00 [degrees/min**2]
a(3) = 0.000E+00 +/- 0.000E+00 [rad/sec**2]

THE TANGENTIAL AND TOTAL VELOCITIES AT EACH DATA POINT ARE:

The TANGENTIAL velocity at 4:33 = 0. km/sec

The TOTAL velocity at 4:33 = 34. km/sec

The TANGENTIAL velocity at 6: 7 = 0. km/sec

The TOTAL velocity at 6: 7 = 34. km/sec

The TANGENTIAL velocity at 7:41 = 0. km/sec

The TOTAL velocity at 7:41 = 34. km/sec

The following info is for estimating goodness of the fit

Fit is ok [ier=1]

Standard Deviation in the height = 0.28

Standard Deviation in start time measurement = 0.765E+02

Error in time = 0.72689E+01 using best fit method

See Taylor Error Analysis [Univ of Colorado] pg.78

Value of reduced Chi Squared returned from nllst2 = 0.171E-03

Reduced Chi Squared = 0.999E-03

Chi Squared = 0.999E-03

The probability for exceeding chi square = 0.990E+00

The correlation coefficient = 0.999E+00

The probability that no LINEAR correlation exists between the variables = 0.3427E-01

SEE BEVINGTON "Data Reduction and Error Analysis" [1969]

This is a 2 order run

INPUT:

year	day	time	radii	error in radius	angle	error in angle	datatype
1988	354	4:33:59	2.00	+/- 0.10	226.0	+/- 0.5	SMM
1988	354	6: 7:27	2.30	+/- 0.15	226.0	+/- 0.5	SMM
1988	354	7:41:24	2.55	+/- 0.15	226.0	+/- 0.5	SMM

Structure being measured:
Top of Cavity

OUTPUT:

START TIME:

Event began at $t = 0 + -0.205E+03 +/- 0.000E+00$ [minutes]
In more convenient units:
Event began at DOY 354 0:35 +/- 0.000E+00 [minutes]

Origin defined at DOY354 4: 0

RADIAL INFORMATION:

RADIAL ACCELERATION = $-0.113E-02 +/- 0.252E-07$ km/sec**2

The computed RADIAL coefficients and errors FROM NLLST2 are:

c(1) = $0.188E+01 +/- 0.686E-06$ [solar radii]
c(2) = $0.368E-02 +/- 0.163E-07$ [radii/min]
c(2) = $0.427E+02 +/- 0.190E-03$ [km/sec]
c(3) = $-0.293E-05 +/- 0.653E-10$ [radii/min**2]
c(3) = $-0.113E-02 +/- 0.252E-07$ [km/sec**2]

ANGULAR INFORMATION:

ANGULAR ACCELERATION= $0.0000E+00 +/- 0.0000E+00$ [radians/sec**2]

The computed ANGULAR coefficients and errors FROM NLLST2 are:

a(1) = 226. +/- 0. [degrees]
a(2) = $0.000E+00 +/- 0.000E+00$ [degrees/min]
a(2) = $0.000E+00 +/- 0.000E+00$ [rad/sec]
a(3) = $0.000E+00 +/- 0.000E+00$ [degrees/min**2]

$$a(3) = 0.000E+00 \pm 0.000E+00 \text{ [rad/sec**2]}$$

THE TANGENTIAL AND TOTAL VELOCITIES AT EACH DATA POINT ARE:

The TANGENTIAL velocity at 4:33 = 0. km/sec

The TOTAL velocity at 4:33 = 40. km/sec

The TANGENTIAL velocity at 6:7 = 0. km/sec

The TOTAL velocity at 6:7 = 34. km/sec

The TANGENTIAL velocity at 7:41 = 0. km/sec

The TOTAL velocity at 7:41 = 28. km/sec

The following info is for estimating goodness of the fit

Number data points = number of coefficients. No error analysis is possible.

Correlation coefficient is not computable!