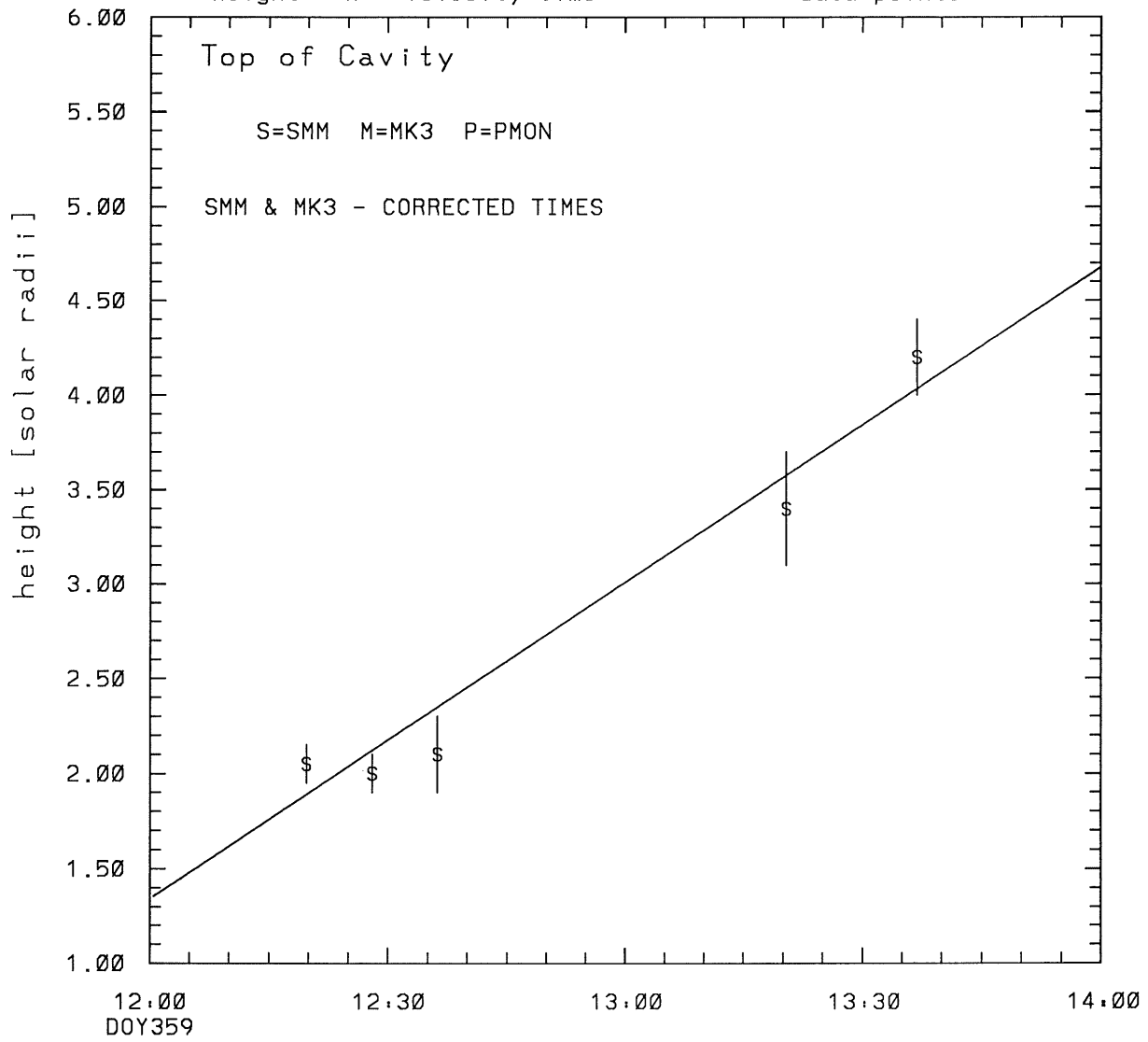


SMM C/P 1988 DOY359 247 +/- 0 degrees

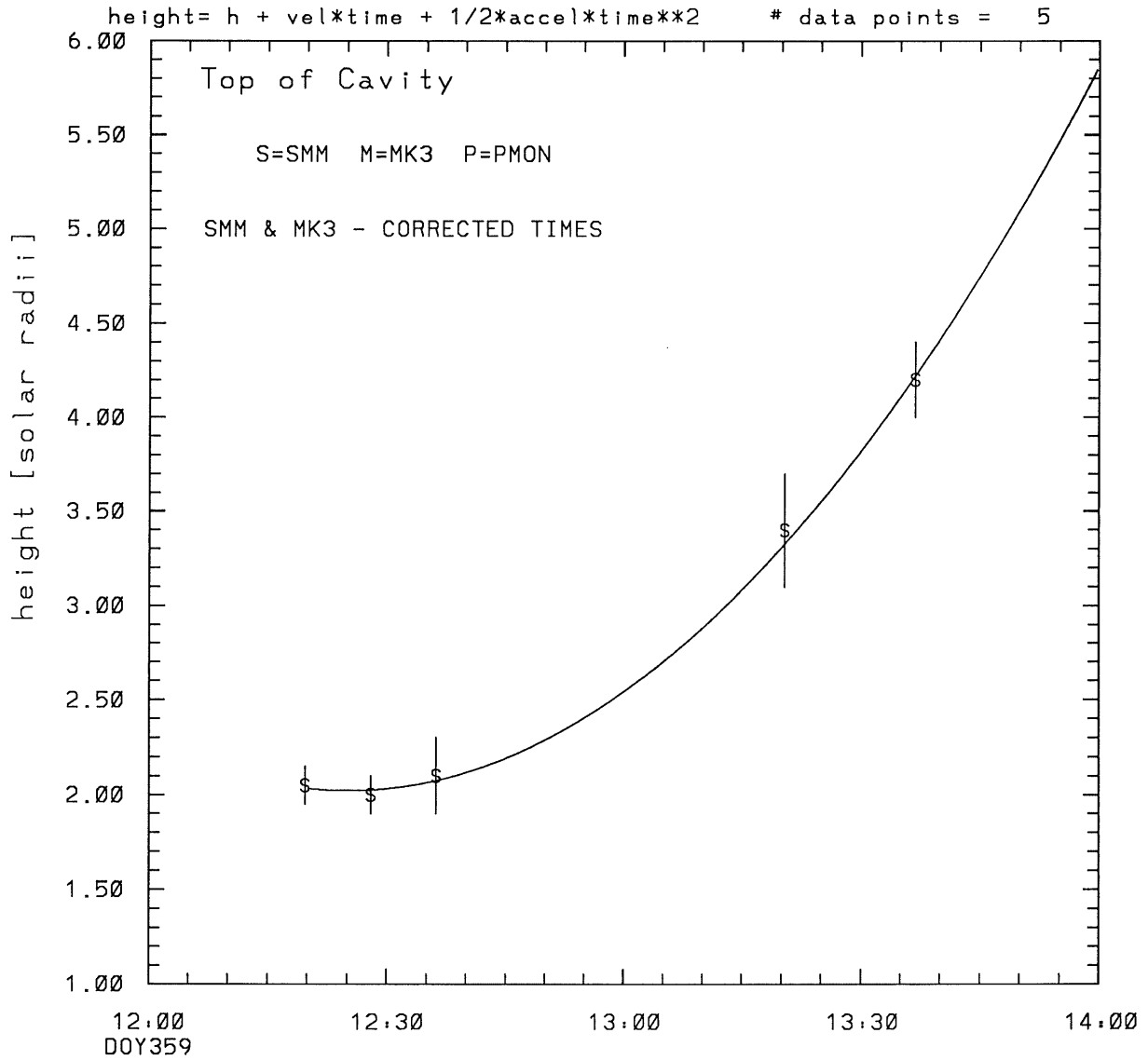
height = h + velocity*time

data points = 5



tstart=DOY359 11:48 +/- 0.9 [min.]
radial velocity= 322. +/- 39. [km/sec]

SMM C/P 1988 DOY359 247 +/- 0 degrees

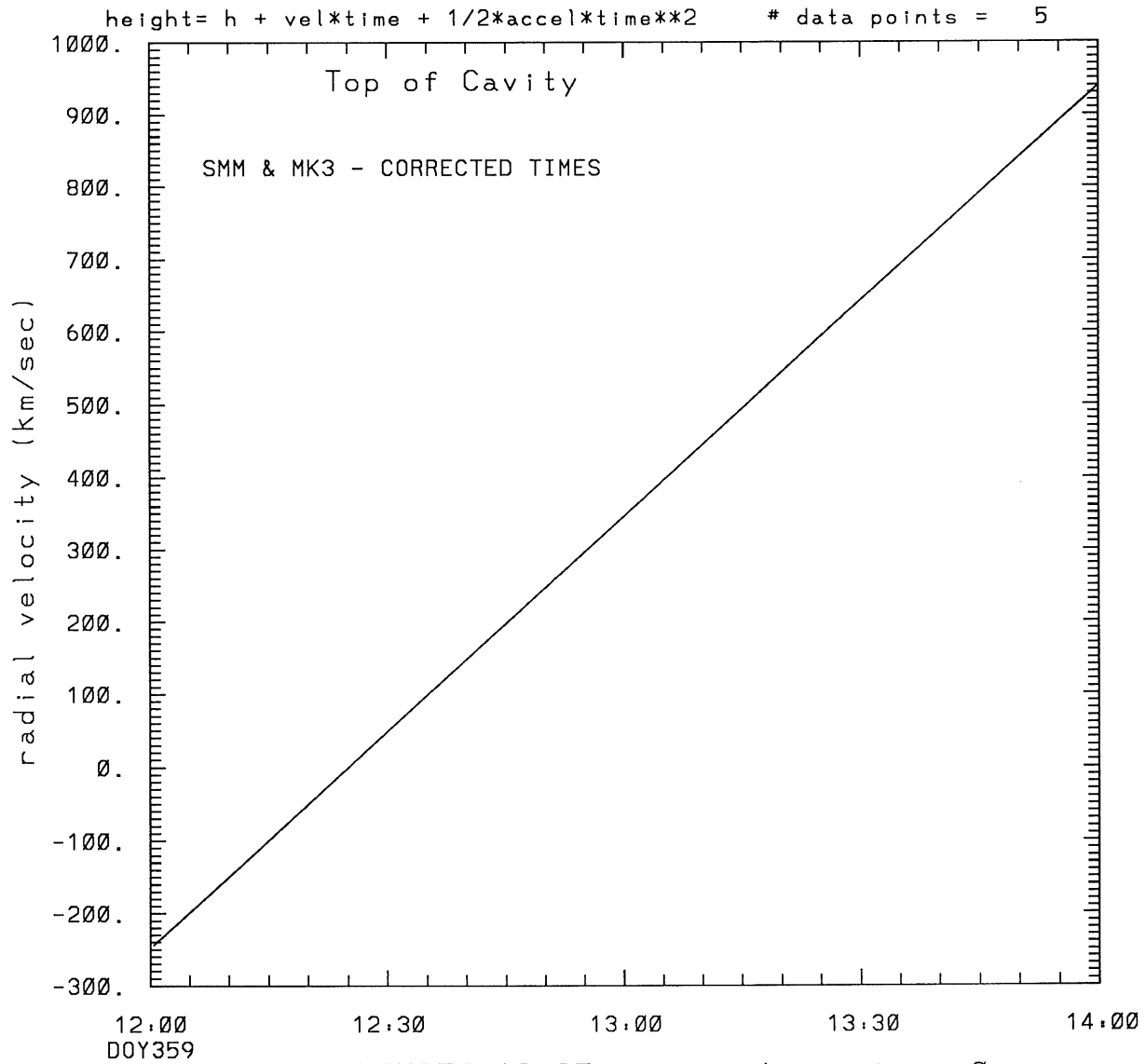


tstart=DOY359 12:25 from derivative=0

Event begins at 2.02 Solar Radii

radial acceleration = 0.1649 ± 0.0158 [km/sec**2]

SMM C/P 1988 DOY359 247 +/- 0 degrees



tstart=DOY359 12:25 from derivative=0
Event begins at 2.02 Solar Radii
radial acceleration=0.165E+00 km/sec**2

This is a 1 order run

INPUT:

year	doy	time	radii	error in radius	angle	error in angle	datatype
1988	359	12:19:44	2.05	+/- 0.10	247.0	+/- 0.5	SMM
1988	359	12:28: 1	2.00	+/- 0.10	247.0	+/- 0.5	SMM
1988	359	12:36:15	2.10	+/- 0.20	247.0	+/- 0.5	SMM
1988	359	13:20:23	3.40	+/- 0.30	247.0	+/- 1.0	SMM
1988	359	13:36:53	4.20	+/- 0.20	247.0	+/- 1.0	SMM

Structure being measured:
Top of Cavity

OUTPUT:

START TIME:

Event began at $t = 0 + -0.123E+02 +/- 0.932E+00$ [minutes]
In more convenient units:
Event began at DOY 359 11:48 +/- 0.932E+00 [minutes]

Origin defined at DOY359 12: 0

RADIAL INFORMATION:

RADIAL VELOCITY = 322. +/- 39. km/sec

The computed RADIAL coefficients and errors FROM NLLST2 are:

$c(1) = 0.134E+01 +/- 0.140E+00$ [solar radii]
 $c(2) = 0.278E-01 +/- 0.335E-02$ [radii/min]
 $c(2) = 0.322E+03 +/- 0.389E+02$ [km/sec]
 $c(3) = 0.000E+00 +/- 0.000E+00$ [radii/min**2]
 $c(3) = 0.000E+00 +/- 0.000E+00$ [km/sec**2]

The computed ERRORS in coefficients [BEVINGTON] are:

error in $c(1) = 0.20454E+00$ [radii] see Bevington pg. 114
error in $c(2) = 0.33776E-02$ [radii/min] see Bevington pg. 114

ANGULAR INFORMATION:

ANGULAR VELOCITY = 0.0000E+00 +/- 0.0000E+00[radians/sec]

The computed ANGULAR coefficients and errors FROM NLLST2 are:

a(1) = 247. +/- 0. [degrees]
a(2) = 0.000E+00 +/- 0.000E+00 [degrees/min]
a(2) = 0.000E+00 +/- 0.000E+00 [rad/sec]
a(3) = 0.000E+00 +/- 0.000E+00 [degrees/min**2]
a(3) = 0.000E+00 +/- 0.000E+00 [rad/sec**2]

THE TANGENTIAL AND TOTAL VELOCITIES AT EACH DATA POINT ARE:

The TANGENTIAL velocity at 12:19 = 0. km/sec

The TOTAL velocity at 12:19 = 322. km/sec

The TANGENTIAL velocity at 12:28 = 0. km/sec

The TOTAL velocity at 12:28 = 322. km/sec

The TANGENTIAL velocity at 12:36 = 0. km/sec

The TOTAL velocity at 12:36 = 322. km/sec

The TANGENTIAL velocity at 13:20 = 0. km/sec

The TOTAL velocity at 13:20 = 322. km/sec

The TANGENTIAL velocity at 13:36 = 0. km/sec

The TOTAL velocity at 13:36 = 322. km/sec

The following info is for estimating goodness of the fit

Fit is ok [ier=1]

Standard Deviation in the height = 1.00

Standard Deviation in start time measurement = 0.306E+02

Error in time = 0.14407E+02 using best fit method

See Taylor Error Analysis [Univ of Colorado] pg.78

Value of reduced Chi Squared returned from nllst2 = 0.315E-01

Reduced Chi Squared = 0.167E+00

Chi Squared = 0.501E+00

The probability for exceeding chi square = 0.992E+00

The correlation coefficient = 0.981E+00

The probability that no LINEAR correlation exists between the variables = 0.3027E-02

SEE BEVINGTON "Data Reduction and Error Analysis" [1969]

This is a 2 order run

INPUT:

year	day	time	radii	error in radius	angle	error in angle	datatype
1988	359	12:19:44	2.05	+/- 0.10	247.0	+/- 0.5	SMM
1988	359	12:28: 1	2.00	+/- 0.10	247.0	+/- 0.5	SMM
1988	359	12:36:15	2.10	+/- 0.20	247.0	+/- 0.5	SMM
1988	359	13:20:23	3.40	+/- 0.30	247.0	+/- 1.0	SMM
1988	359	13:36:53	4.20	+/- 0.20	247.0	+/- 1.0	SMM

Structure being measured:
Top of Cavity

OUTPUT:

START TIME:

tstart=DOY359 12:25 from derivative = 0
Event begins at 2.02 Solar Radii
Origin defined at DOY359 12: 0

RADIAL INFORMATION:

RADIAL ACCELERATION = 0.165E+00 +/- 0.158E-01 km/sec**2

The computed RADIAL coefficients and errors FROM NLLST2 are:

c(1) = 0.229E+01 +/- 0.949E-01 [solar radii]
c(2) = -0.214E-01 +/- 0.477E-02 [radii/min]
c(2) = -0.248E+03 +/- 0.553E+02 [km/sec]
c(3) = 0.426E-03 +/- 0.410E-04 [radii/min**2]
c(3) = 0.165E+00 +/- 0.158E-01 [km/sec**2]

The computed ERRORS in coefficients [BEVINGTON] are:

Approximate error in c(1) = 0.15811E+00 [radii] Bevington pg 154 (8-30)
Exact error in c(1) = 0.43365E-01 [radii] Bevington pg 154 (8-28)
Approximate error in c(2) = 0.71658E-02 [radii/min] Bevington pg 154 (8-30)
Exact error in c(2) = 0.21755E-02 [radii/min] Bevington pg 154 (8-28)
Approximate error in c(3) = 0.60782E-04 [radii/min**] Bevington pg 154 (8-30)
Exact error in c(3) = 0.18224E-04 [radii/min**] Bevington pg 154 (8-28)

ANGULAR INFORMATION:

ANGULAR ACCELERATION= 0.0000E+00 +/- 0.0000E+00[radians/sec**2]

The computed ANGULAR coefficients and errors FROM NLLST2 are:

a(1) = 247. +/- 0. [degrees]
a(2) = 0.000E+00 +/- 0.000E+00 [degrees/min]
a(2) = 0.000E+00 +/- 0.000E+00 [rad/sec]
a(3) = 0.000E+00 +/- 0.000E+00 [degrees/min**2]
a(3) = 0.000E+00 +/- 0.000E+00 [rad/sec**2]

THE TANGENTIAL AND TOTAL VELOCITIES AT EACH DATA POINT ARE:

The TANGENTIAL velocity at 12:19 = 0. km/sec

The TOTAL velocity at 12:19 = -53. km/sec

The TANGENTIAL velocity at 12:28 = 0. km/sec

The TOTAL velocity at 12:28 = 29. km/sec

The TANGENTIAL velocity at 12:36 = 0. km/sec

The TOTAL velocity at 12:36 = 110. km/sec

The TANGENTIAL velocity at 13:20 = 0. km/sec

The TOTAL velocity at 13:20 = 547. km/sec

The TANGENTIAL velocity at 13:36 = 0. km/sec

The TOTAL velocity at 13:36 = 710. km/sec

The following info is for estimating goodness of the fit

Fit is ok [ier=1]

Standard Deviation in the height = 1.00

Standard Deviation in start time measurement = 0.306E+02

Value of reduced Chi Squared returned from nllst2 = 0.113E-02

Reduced Chi Squared = 0.137E-01

Chi Squared = 0.274E-01

The probability for exceeding chi square = 0.999E+00

For a second order fit 3 correlation coefficients are given:

(Using equation of motion: $r = a + bt + at^2$)

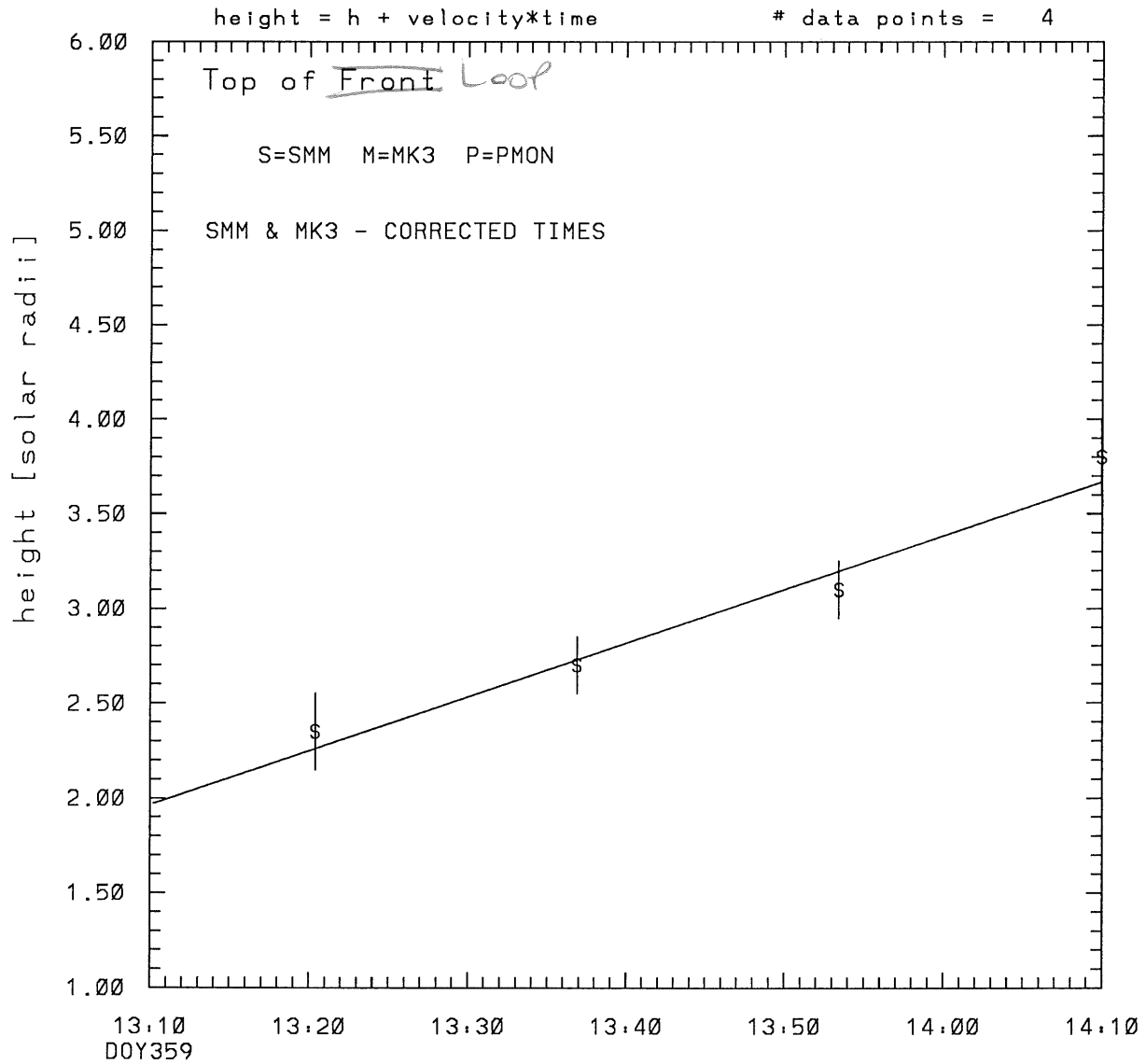
The correlation between the data and the term linear in time = 0.9491E+00

The correlation between the data and the time**2 term = 0.9273E+00

The correlation between the data and the complete equation of motion = 0.9895E+00

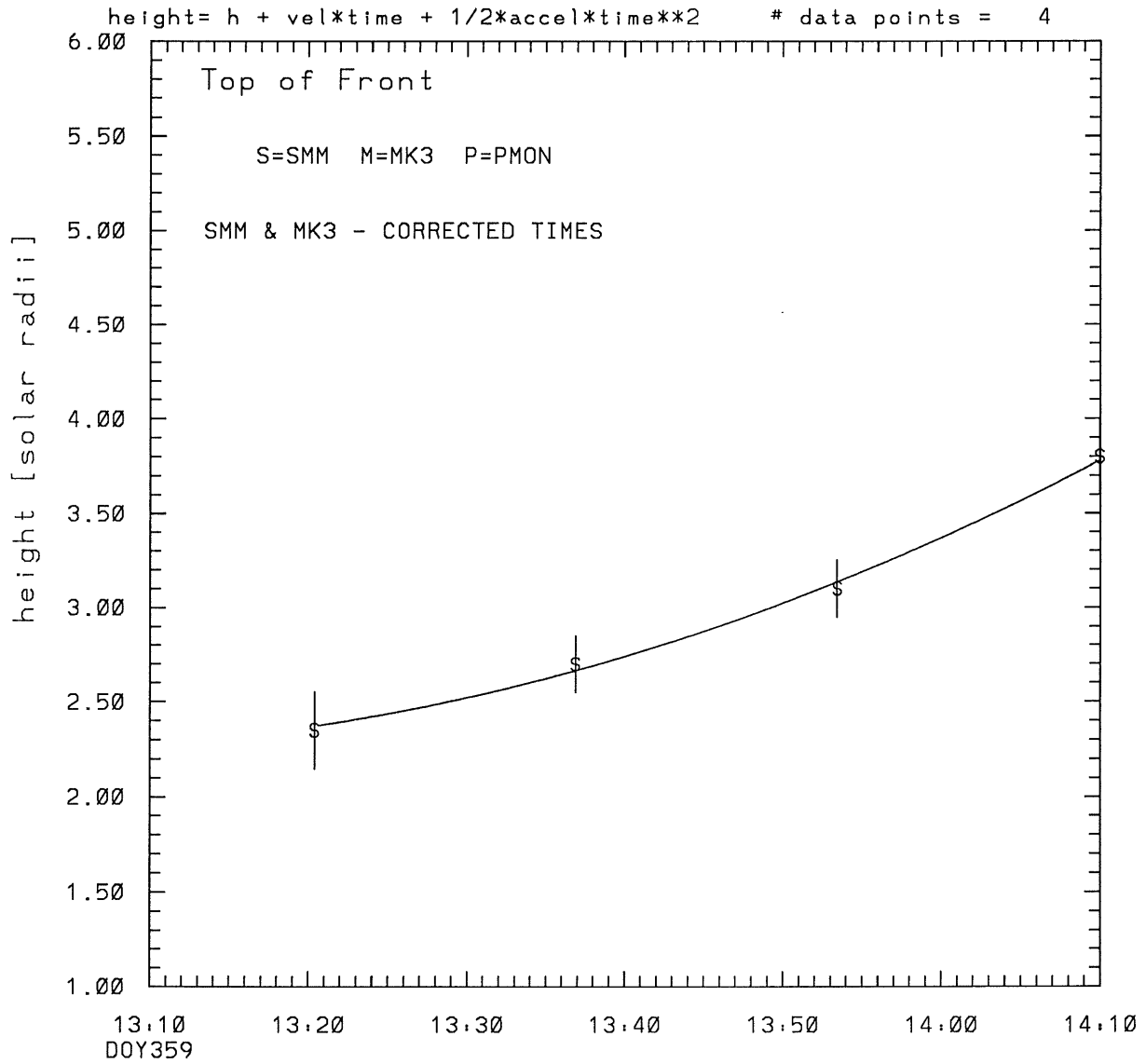
SEE BEVINGTON "Data Reduction and Error Analysis" [1969]

SMM C/P 1988 DOY359 257 +/- 0 degrees



tstart=DOY359 12:38 +/- 2.6 [min.]
radial velocity= 329. +/- 37. [km/sec]

SMM C/P 1988 DOY359 257 +/- 0 degrees

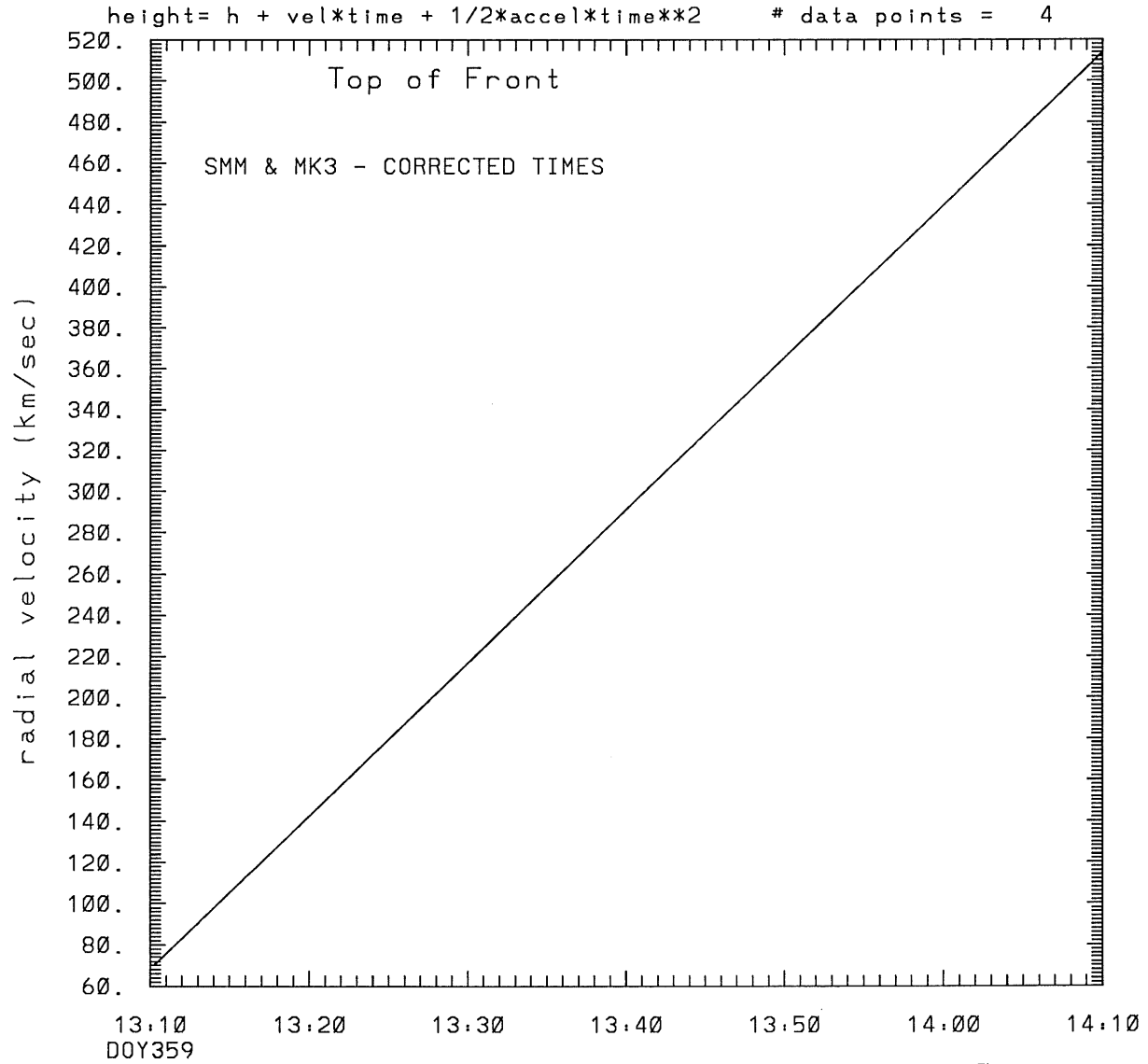


tstart=DOY359 13: 1 from derivative=0

Event begins at 2.25 Solar Radii

radial acceleration = 0.1238 ± 0.0322 [km/sec**2]

SMM C/P 1988 DOY359 257 +/- 0 degrees



tstart=DOY359 13: 1 from derivative=0
Event begins at 2.25 Solar Radii
radial acceleration=0.124E+00 km/sec**2

This is a 1 order run

INPUT:

year	day	time	radii	error in radius	angle	error in angle	datatype
1988	359	13:20:23	2.35	+/- 0.20	257.0	+/- 0.5	SMM
1988	359	13:36:53	2.70	+/- 0.15	257.0	+/- 0.5	SMM
1988	359	13:53:27	3.10	+/- 0.15	257.0	+/- 1.0	SMM
1988	359	14: 9:58	3.80	+/- 0.20	257.0	+/- 1.0	SMM

Structure being measured:

Top of Front Loop

OUTPUT:

START TIME:

Event began at t = 0 + -0.339E+02 +/- 0.263E+01 [minutes]

In more convenient units:

Event began at DOY 359 12:38 +/- 0.263E+01 [minutes]

Origin defined at DOY359 13:10

RADIAL INFORMATION:

RADIAL VELOCITY = 329. +/- 37. km/sec

The computed RADIAL coefficients and errors FROM NLLST2 are:

c(1) = 0.196E+01 +/- 0.123E+00 [solar radii]

c(2) = 0.284E-01 +/- 0.317E-02 [radii/min]

c(2) = 0.329E+03 +/- 0.368E+02 [km/sec]

c(3) = 0.000E+00 +/- 0.000E+00 [radii/min**2]

c(3) = 0.000E+00 +/- 0.000E+00 [km/sec**2]

The computed ERRORS in coefficients [BEVINGTON] are:

error in c(1)= 0.14479E+00 [radii] see Bevington pg. 114

error in c(2)= 0.36443E-02 [radii/min] see Bevington pg. 114

ANGULAR INFORMATION:

ANGULAR VELOCITY = 0.0000E+00 +/- 0.0000E+00[radians/sec]

The computed ANGULAR coefficients and errors FROM NLLST2 are:

a(1) = 257. +/- 0. [degrees]
a(2) = 0.000E+00 +/- 0.000E+00 [degrees/min]
a(2) = 0.000E+00 +/- 0.000E+00 [rad/sec]
a(3) = 0.000E+00 +/- 0.000E+00 [degrees/min**2]
a(3) = 0.000E+00 +/- 0.000E+00 [rad/sec**2]

THE TANGENTIAL AND TOTAL VELOCITIES AT EACH DATA POINT ARE:

The TANGENTIAL velocity at 13:20 = 0.000E+00 km/sec

The TOTAL velocity at 13:20 = 329. km/sec

The TANGENTIAL velocity at 13:36 = 0.000E+00 km/sec

The TOTAL velocity at 13:36 = 329. km/sec

The TANGENTIAL velocity at 13:53 = 0.000E+00 km/sec

The TOTAL velocity at 13:53 = 329. km/sec

The TANGENTIAL velocity at 14: 9 = 0.000E+00 km/sec

The TOTAL velocity at 14: 9 = 329. km/sec

The following info is for estimating goodness of the fit

Fit is ok [ier=1]

Standard Deviation in the height = 0.62

Standard Deviation in start time measurement = 0.185E+02

Error in time = 0.67081E+01 using best fit method

See Taylor Error Analysis [Univ of Colorado] pg.78

Value of reduced Chi Squared returned from nllst2 = 0.107E-01

Reduced Chi Squared = 0.546E-01

Chi Squared = 0.109E+00

The probability for exceeding chi square = 0.989E+00

The correlation coefficient = 0.985E+00

The probability that no LINEAR correlation exists between the variables = 0.1463E-01

SEE BEVINGTON "Data Reduction and Error Analysis" [1969]

This is a 2 order run

INPUT:

year	day	time	error in radii	error in radius	error in angle	error in angle	datatype
1988	359	13:20:23	2.35 +/- 0.20	257.0 +/- 0.5	257.0 +/- 0.5	257.0 +/- 0.5	SMM
1988	359	13:36:53	2.70 +/- 0.15	257.0 +/- 0.5	257.0 +/- 0.5	257.0 +/- 0.5	SMM
1988	359	13:53:27	3.10 +/- 0.15	257.0 +/- 0.5	257.0 +/- 0.5	257.0 +/- 0.5	SMM
1988	359	14: 9:58	3.80 +/- 0.20	257.0 +/- 0.5	257.0 +/- 0.5	257.0 +/- 0.5	SMM

Structure being measured:
Top of Front

OUTPUT:

START TIME:

tstart=DOY359 13: 1 from derivative = 0
Event begins at 2.25 Solar Radii
Origin defined at DOY359 13:10

RADIAL INFORMATION:

RADIAL ACCELERATION = 0.124E+00 +/- 0.322E-01 km/sec**2

The computed RADIAL coefficients and errors FROM NLLST2 are:

c(1) = 0.228E+01 +/- 0.961E-01 [solar radii]
c(2) = 0.588E-02 +/- 0.600E-02 [radii/min]
c(2) = 0.682E+02 +/- 0.696E+02 [km/sec]
c(3) = 0.320E-03 +/- 0.832E-04 [radii/min**2]
c(3) = 0.124E+00 +/- 0.322E-01 [km/sec**2]

The computed ERRORS in coefficients [BEVINGTON] are:

Approximate error in c(1) = 0.11357E+00 [radii] Bevington pg 154 (8-30)
Exact error in c(1) = 0.47253E-01 [radii] Bevington pg 154 (8-28)
Approximate error in c(2) = 0.76238E-02 [radii/min] Bevington pg 154 (8-30)
Exact error in c(2) = 0.37765E-02 [radii/min] Bevington pg 154 (8-28)
Approximate error in c(3) = 0.10606E-03 [radii/min**] Bevington pg 154 (8-30)
Exact error in c(3) = 0.53027E-04 [radii/min**] Bevington pg 154 (8-28)

ANGULAR INFORMATION:

ANGULAR ACCELERATION= 0.0000E+00 +/- 0.0000E+00[radians/sec**2]

The computed ANGULAR coefficients and errors FROM NLLST2 are:

a(1) = 257. +/- 0. [degrees]
a(2) = 0.000E+00 +/- 0.000E+00 [degrees/min]
a(2) = 0.000E+00 +/- 0.000E+00 [rad/sec]
a(3) = 0.000E+00 +/- 0.000E+00 [degrees/min**2]
a(3) = 0.000E+00 +/- 0.000E+00 [rad/sec**2]

THE TANGENTIAL AND TOTAL VELOCITIES AT EACH DATA POINT ARE:

The TANGENTIAL velocity at 13:20 = 0.000E+00 km/sec

The TOTAL velocity at 13:20 = 145. km/sec

The TANGENTIAL velocity at 13:36 = 0.000E+00 km/sec

The TOTAL velocity at 13:36 = 268. km/sec

The TANGENTIAL velocity at 13:53 = 0.000E+00 km/sec

The TOTAL velocity at 13:53 = 391. km/sec

The TANGENTIAL velocity at 14: 9 = 0.000E+00 km/sec

The TOTAL velocity at 14: 9 = 514. km/sec

The following info is for estimating goodness of the fit

Fit is ok [ier=1]

Standard Deviation in the height = 0.62

Standard Deviation in start time measurement = 0.185E+02

Value of reduced Chi Squared returned from nllst2 = 0.190E-02

Reduced Chi Squared = 0.838E-02

Chi Squared = 0.838E-02

The probability for exceeding chi square = 0.965E+00

For a second order fit 3 correlation coefficients are given:

(Using equation of motion: $r = a + bt + at^{**2}$)

The correlation between the data and the term linear in time = 0.8639E+00

The correlation between the data and the time**2 term = 0.8835E+00

The correlation between the data and the complete equation of motion = 0.9957E+00

SEE BEVINGTON "Data Reduction and Error Analysis" [1969]