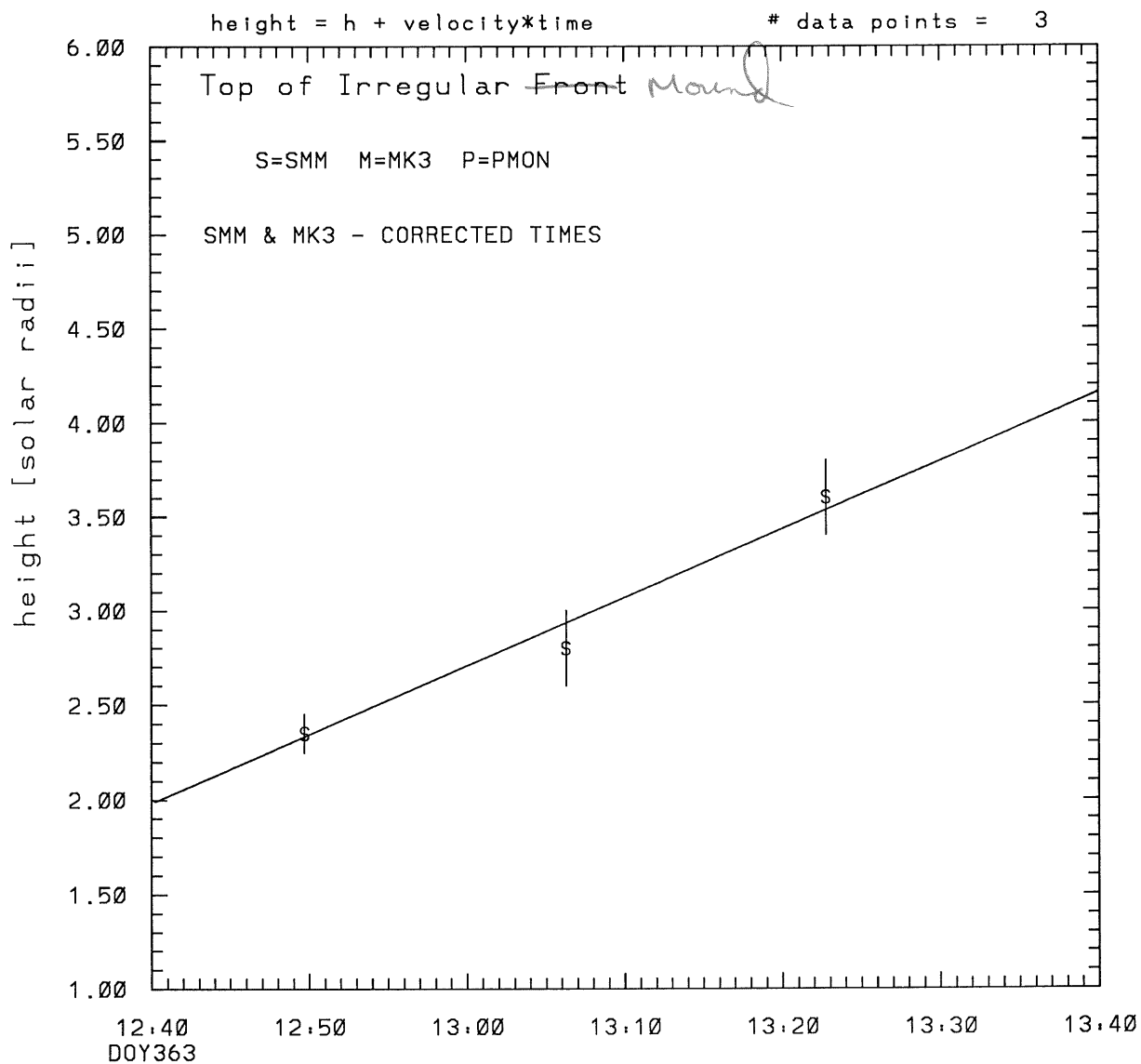
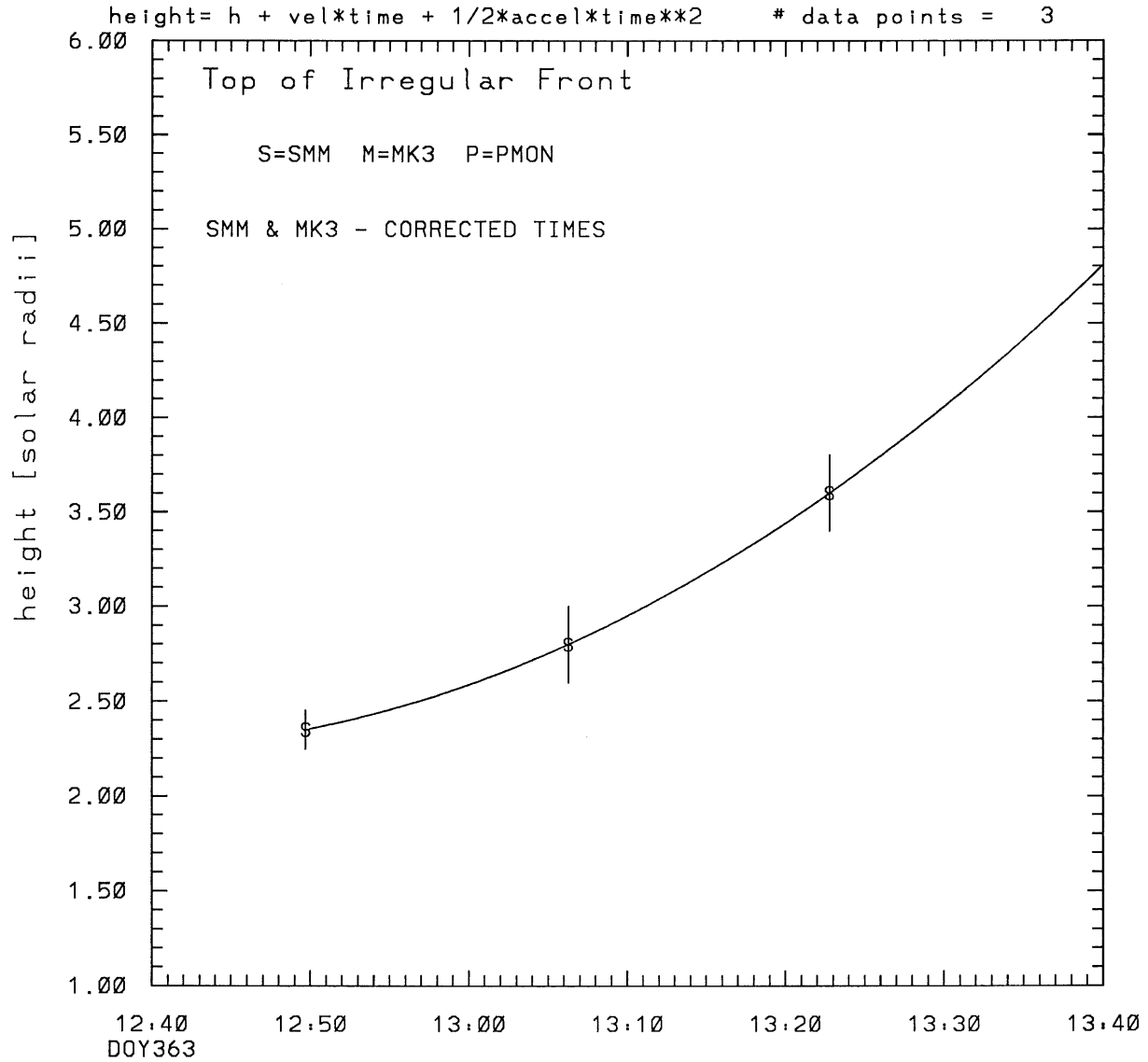


SMM C/P 1988 DOY363 287 +/- 0 degrees



tstart=DOY363 12:13 +/- 1.6 [min.]
radial velocity= 421. +/- 41. [km/sec]

SMM C/P 1988 DOY363 287 +/- 0 degrees

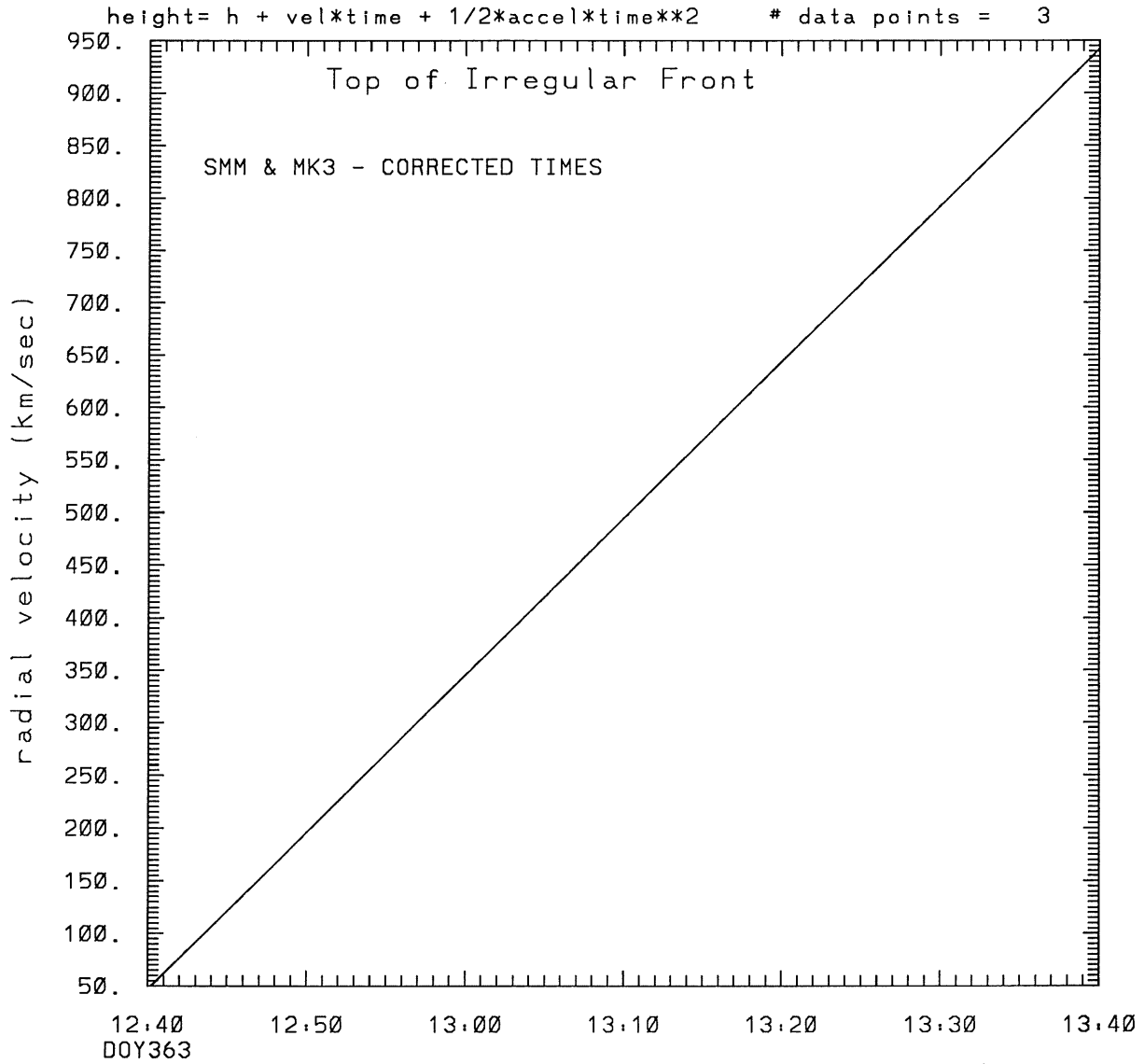


tstart=DOY363 12:37 from derivative=0

Event begins at 2.24 Solar Radii

radial acceleration = 0.2486 +/- 0.0000 [km/sec**2]

SMM C/P 1988 DOY363 287 +/- 0 degrees



tstart=DOY363 12:37 from derivative=0
Event begins at 2.24 Solar Radii
radial acceleration=0.249E+00 km/sec**2

This is a 1 order run

INPUT:

year	day	time	radii	error in radius	angle	error in angle	datatype
1988	363	12:49:42	2.35	+/- 0.10	287.0	+/- 0.5	SMM
1988	363	13: 6:16	2.80	+/- 0.20	287.0	+/- 0.5	SMM
1988	363	13:22:47	3.60	+/- 0.20	287.0	+/- 1.0	SMM

Structure being measured:
Top of Irregular Front

OUTPUT:

START TIME:

Event began at $t = 0 + -0.271E+02 +/- 0.157E+01$ [minutes]

In more convenient units:

Event began at DOY 363 12:13 +/- 0.157E+01 [minutes]

Origin defined at DOY363 12:40

RADIAL INFORMATION:

RADIAL VELOCITY = 421. +/- 41. km/sec

The computed RADIAL coefficients and errors FROM NLLST2 are:

c(1) = 0.198E+01 +/- 0.771E-01 [solar radii]
c(2) = 0.363E-01 +/- 0.351E-02 [radii/min]
c(2) = 0.421E+03 +/- 0.407E+02 [km/sec]
c(3) = 0.000E+00 +/- 0.000E+00 [radii/min**2]
c(3) = 0.000E+00 +/- 0.000E+00 [km/sec**2]

The computed ERRORS in coefficients [BEVINGTON] are:

error in c(1)= 0.19028E+00 [radii] see Bevington pg. 114

error in c(2)= 0.64457E-02 [radii/min] see Bevington pg. 114

ANGULAR INFORMATION:

ANGULAR VELOCITY = 0.0000E+00 +/- 0.0000E+00[radians/sec]

The computed ANGULAR coefficients and errors FROM NLLST2 are:

a(1) = 287. +/- 0. [degrees]
a(2) = 0.000E+00 +/- 0.000E+00 [degrees/min]
a(2) = 0.000E+00 +/- 0.000E+00 [rad/sec]
a(3) = 0.000E+00 +/- 0.000E+00 [degrees/min**2]
a(3) = 0.000E+00 +/- 0.000E+00 [rad/sec**2]

THE TANGENTIAL AND TOTAL VELOCITIES AT EACH DATA POINT ARE:

The TANGENTIAL velocity at 12:49 = 0. km/sec

The TOTAL velocity at 12:49 = 421. km/sec

The TANGENTIAL velocity at 13: 6 = 0. km/sec

The TOTAL velocity at 13: 6 = 421. km/sec

The TANGENTIAL velocity at 13:22 = 0. km/sec

The TOTAL velocity at 13:22 = 421. km/sec

The following info is for estimating goodness of the fit

Fit is ok [ier=1]

Standard Deviation in the height = 0.63

Standard Deviation in start time measurement = 0.135E+02

Error in time = 0.41584E+01 using best fit method

See Taylor Error Analysis [Univ of Colorado] pg.78

Value of reduced Chi Squared returned from nllst2 = 0.589E-02

Reduced Chi Squared = 0.497E-01

Chi Squared = 0.497E-01

The probability for exceeding chi square = 0.939E+00

The correlation coefficient = 0.987E+00

The probability that no LINEAR correlation exists between the variables = 0.1026E+00

SEE BEVINGTON "Data Reduction and Error Analysis" [1969]

This is a 2 order run

INPUT:

year	doy	time	radii	error in radius	angle	error in angle	datatype
1988	363	12:49:42	2.35	+/- 0.10	287.0	+/- 0.5	SMM
1988	363	13: 6:16	2.80	+/- 0.20	287.0	+/- 0.5	SMM
1988	363	13:22:47	3.60	+/- 0.20	287.0	+/- 1.0	SMM

Structure being measured:

Top of Irregular Front

OUTPUT:

START TIME:

tstart=DOY363 12:37 from derivative = 0

Event begins at 2.24 Solar Radii

Origin defined at DOY363 12:40

RADIAL INFORMATION:

RADIAL ACCELERATION = 0.249E+00 +/- 0.204E-05 km/sec**2

The computed RADIAL coefficients and errors FROM NLLST2 are:

c(1) = 0.225E+01 +/- 0.238E-05 [solar radii]
c(2) = 0.404E-02 +/- 0.268E-06 [radii/min]
c(2) = 0.468E+02 +/- 0.311E-02 [km/sec]
c(3) = 0.643E-03 +/- 0.528E-08 [radii/min**2]
c(3) = 0.249E+00 +/- 0.204E-05 [km/sec**2]

ANGULAR INFORMATION:

ANGULAR ACCELERATION= 0.0000E+00 +/- 0.0000E+00[radians/sec**2]

The computed ANGULAR coefficients and errors FROM NLLST2 are:

a(1) = 287. +/- 0. [degrees]
a(2) = 0.000E+00 +/- 0.000E+00 [degrees/min]
a(2) = 0.000E+00 +/- 0.000E+00 [rad/sec]
a(3) = 0.000E+00 +/- 0.000E+00 [degrees/min**2]
a(3) = 0.000E+00 +/- 0.000E+00 [rad/sec**2]

THE TANGENTIAL AND TOTAL VELOCITIES AT EACH DATA POINT ARE:

The TANGENTIAL velocity at 12:49 = 0. km/sec

The TOTAL velocity at 12:49 = 192. km/sec

The TANGENTIAL velocity at 13: 6 = 0. km/sec

The TOTAL velocity at 13: 6 = 439. km/sec

The TANGENTIAL velocity at 13:22 = 0. km/sec

The TOTAL velocity at 13:22 = 685. km/sec

The following info is for estimating goodness of the fit

Number data points = number of coefficients. No error analysis is possible.

Correlation coefficient is not computable!