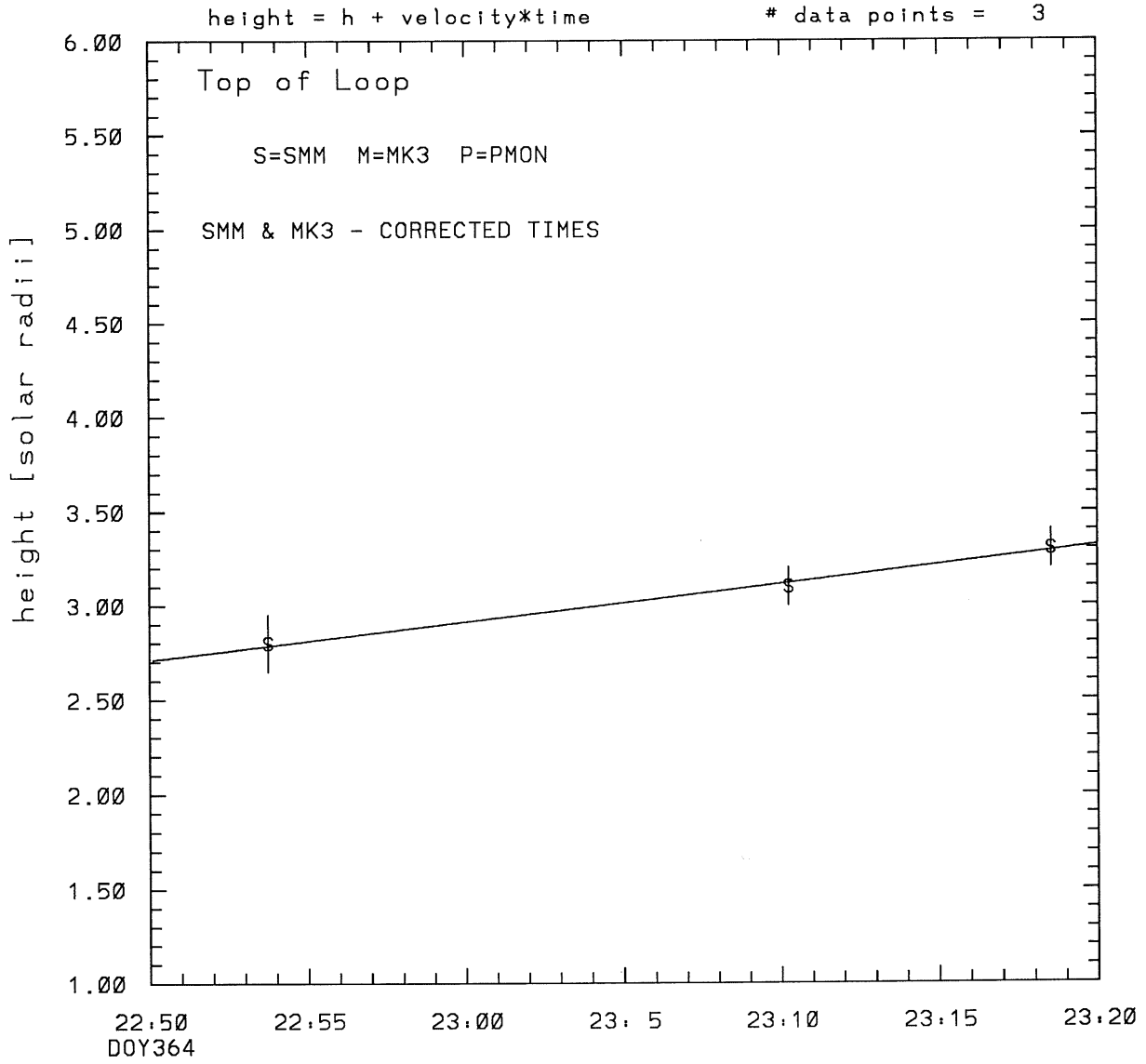
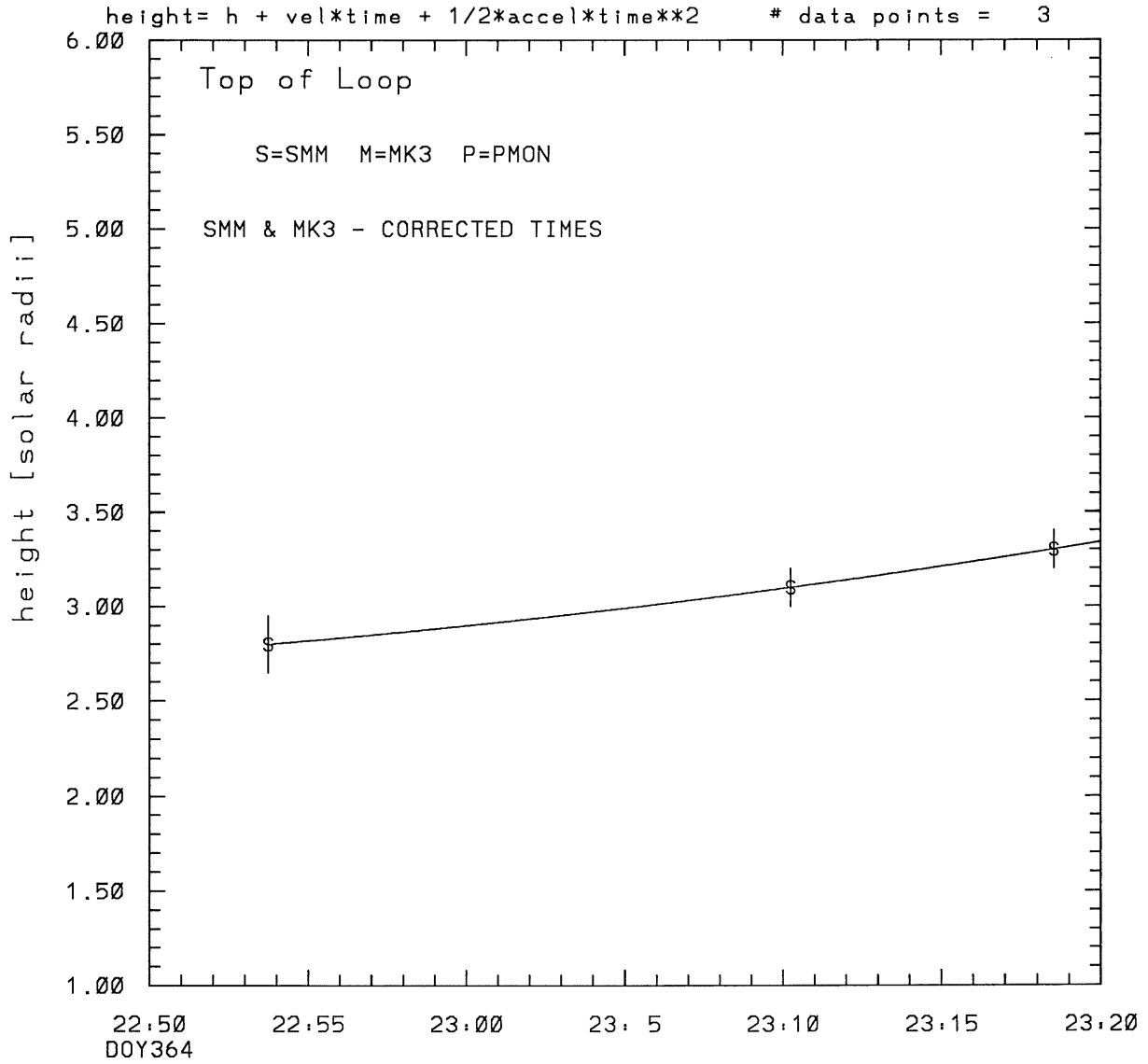


SMM C/P 1988 DOY364 306 +/- 0 degrees



tstart=DOY364 21:27 +/- 3.3 [min.]
radial velocity= 235. +/- 15. [km/sec]

SMM C/P 1988 DOY364 306 +/- 0 degrees

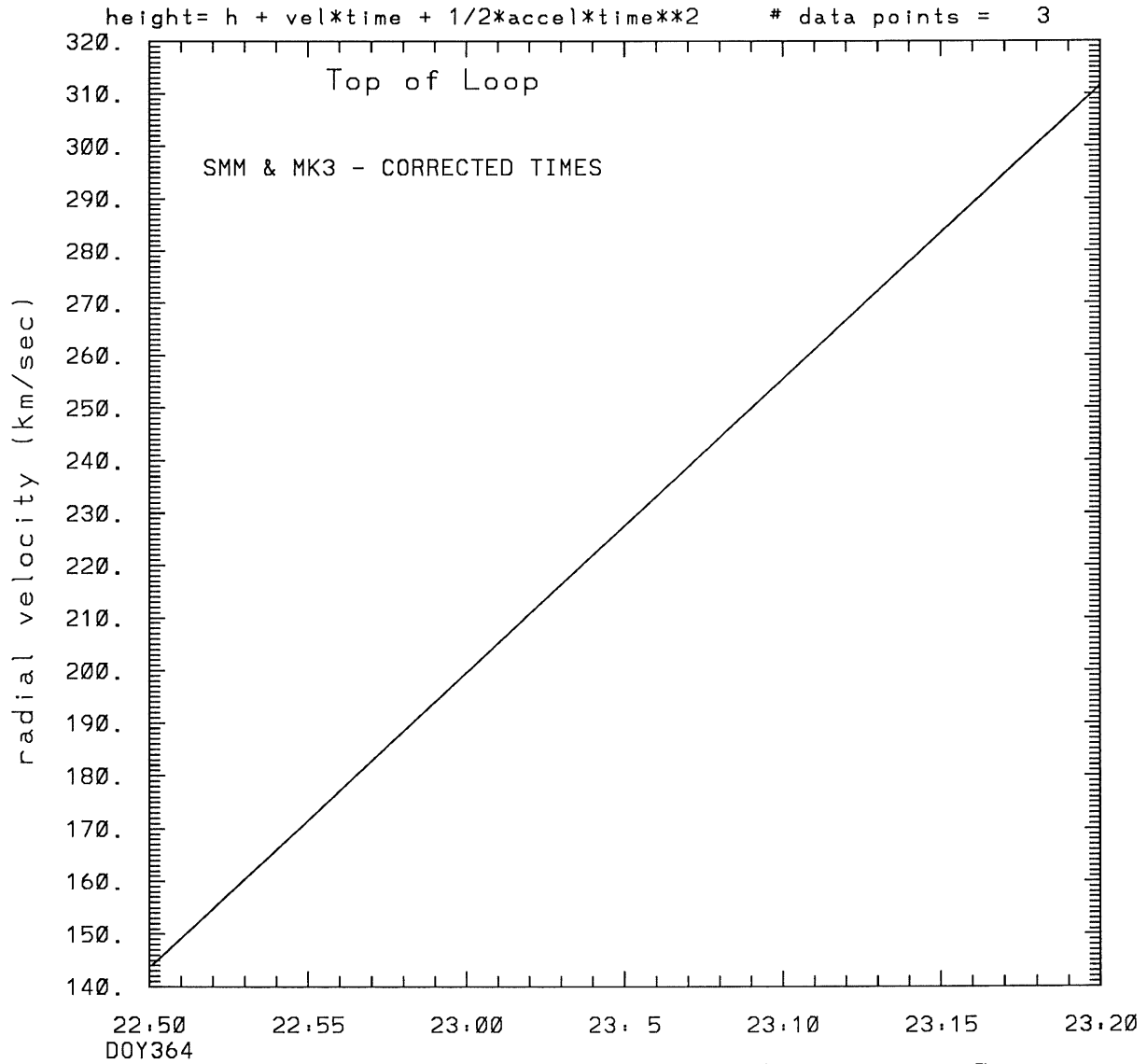


tstart=DOY364 22:25 from derivative=0

Event begins at 2.59 Solar Radii

radial acceleration = 0.0933 ± 0.0000 [km/sec**2]

SMM C/P 1988 DOY364 306 +/- 0 degrees



tstart=DOY364 22:25 from derivative=0
Event begins at 2.59 Solar Radii
radial acceleration=0.933E-01 km/sec**2

This is a 1 order run

INPUT:

year	day	time	error in radii	error in radius	error in angle	angle	datatype
1988	364	22:53:44	2.80 +/- 0.15	306.0 +/- 0.5			SMM
1988	364	23:10:15	3.10 +/- 0.10	306.0 +/- 1.0			SMM
1988	364	23:18:32	3.30 +/- 0.10	306.0 +/- 1.0			SMM

Structure being measured:

Top of Loop

OUTPUT:

START TIME:

Event began at $t = 0 + -0.845E+02 +/- 0.332E+01$ [minutes]

In more convenient units:

Event began at DOY 364 21:27 +/- 0.332E+01 [minutes]

Origin defined at DOY364 22:50

RADIAL INFORMATION:

RADIAL VELOCITY = 235. +/- 15. km/sec

The computed RADIAL coefficients and errors FROM NLLST2 are:

$c(1) = 0.271E+01 +/- 0.292E-01$ [solar radii]
 $c(2) = 0.202E-01 +/- 0.130E-02$ [radii/min]
 $c(2) = 0.235E+03 +/- 0.151E+02$ [km/sec]
 $c(3) = 0.000E+00 +/- 0.000E+00$ [radii/min**2]
 $c(3) = 0.000E+00 +/- 0.000E+00$ [km/sec**2]

The computed ERRORS in coefficients [BEVINGTON] are:

error in $c(1) = 0.31397E-01$ [radii] see Bevington pg. 114

error in $c(2) = 0.15455E-02$ [radii/min] see Bevington pg. 114

ANGULAR INFORMATION:

ANGULAR VELOCITY = 0.0000E+00 +/- 0.0000E+00 [radians/sec]

The computed ANGULAR coefficients and errors FROM NLLST2 are:

a(1) = 306. +/- 0. [degrees]
a(2) = 0.000E+00 +/- 0.000E+00 [degrees/min]
a(2) = 0.000E+00 +/- 0.000E+00 [rad/sec]
a(3) = 0.000E+00 +/- 0.000E+00 [degrees/min**2]
a(3) = 0.000E+00 +/- 0.000E+00 [rad/sec**2]

THE TANGENTIAL AND TOTAL VELOCITIES AT EACH DATA POINT ARE:

The TANGENTIAL velocity at 22:53 = 0. km/sec

The TOTAL velocity at 22:53 = 235. km/sec

The TANGENTIAL velocity at 23:10 = 0. km/sec

The TOTAL velocity at 23:10 = 235. km/sec

The TANGENTIAL velocity at 23:18 = 0. km/sec

The TOTAL velocity at 23:18 = 235. km/sec

The following info is for estimating goodness of the fit

Fit is ok [ier=1]

Standard Deviation in the height = 0.25

Standard Deviation in start time measurement = 0.103E+02

Error in time = 0.13642E+01 using best fit method

See Taylor Error Analysis [Univ of Colorado] pg.78

Value of reduced Chi Squared returned from nllst2 = 0.394E-03

Reduced Chi Squared = 0.148E-02

Chi Squared = 0.148E-02

The probability for exceeding chi square = 0.984E+00

The correlation coefficient = 0.997E+00

The probability that no LINEAR correlation exists between the variables = 0.4733E-01

SEE BEVINGTON "Data Reduction and Error Analysis" [1969]

This is a 2 order run

INPUT:

year	doy	time	radii	error in radius	angle	error in angle	datatype
1988	364	22:53:44	2.80	+/- 0.15	306.0	+/- 0.5	SMM
1988	364	23:10:15	3.10	+/- 0.10	306.0	+/- 1.0	SMM
1988	364	23:18:32	3.30	+/- 0.10	306.0	+/- 1.0	SMM

Structure being measured:
Top of Loop

OUTPUT:

START TIME:

tstart=DOY364 22:25 from derivative = 0
Event begins at 2.59 Solar Radii
Origin defined at DOY364 22:50

RADIAL INFORMATION:

RADIAL ACCELERATION = 0.933E-01 +/- 0.112E-05 km/sec**2

The computed RADIAL coefficients and errors FROM NLLST2 are:

c(1) = 0.275E+01 +/- 0.695E-06 [solar radii]
c(2) = 0.124E-01 +/- 0.968E-07 [radii/min]
c(2) = 0.144E+03 +/- 0.112E-02 [km/sec]
c(3) = 0.241E-03 +/- 0.290E-08 [radii/min**2]
c(3) = 0.933E-01 +/- 0.112E-05 [km/sec**2]

ANGULAR INFORMATION:

ANGULAR ACCELERATION= 0.0000E+00 +/- 0.0000E+00[radians/sec**2]

The computed ANGULAR coefficients and errors FROM NLLST2 are:

a(1) = 306. +/- 0. [degrees]
a(2) = 0.000E+00 +/- 0.000E+00 [degrees/min]
a(2) = 0.000E+00 +/- 0.000E+00 [rad/sec]
a(3) = 0.000E+00 +/- 0.000E+00 [degrees/min**2]
a(3) = 0.000E+00 +/- 0.000E+00 [rad/sec**2]

THE TANGENTIAL AND TOTAL VELOCITIES AT EACH DATA POINT ARE:

The TANGENTIAL velocity at 22:53 = 0. km/sec

The TOTAL velocity at 22:53 = 164. km/sec

The TANGENTIAL velocity at 23:10 = 0. km/sec

The TOTAL velocity at 23:10 = 257. km/sec

The TANGENTIAL velocity at 23:18 = 0. km/sec

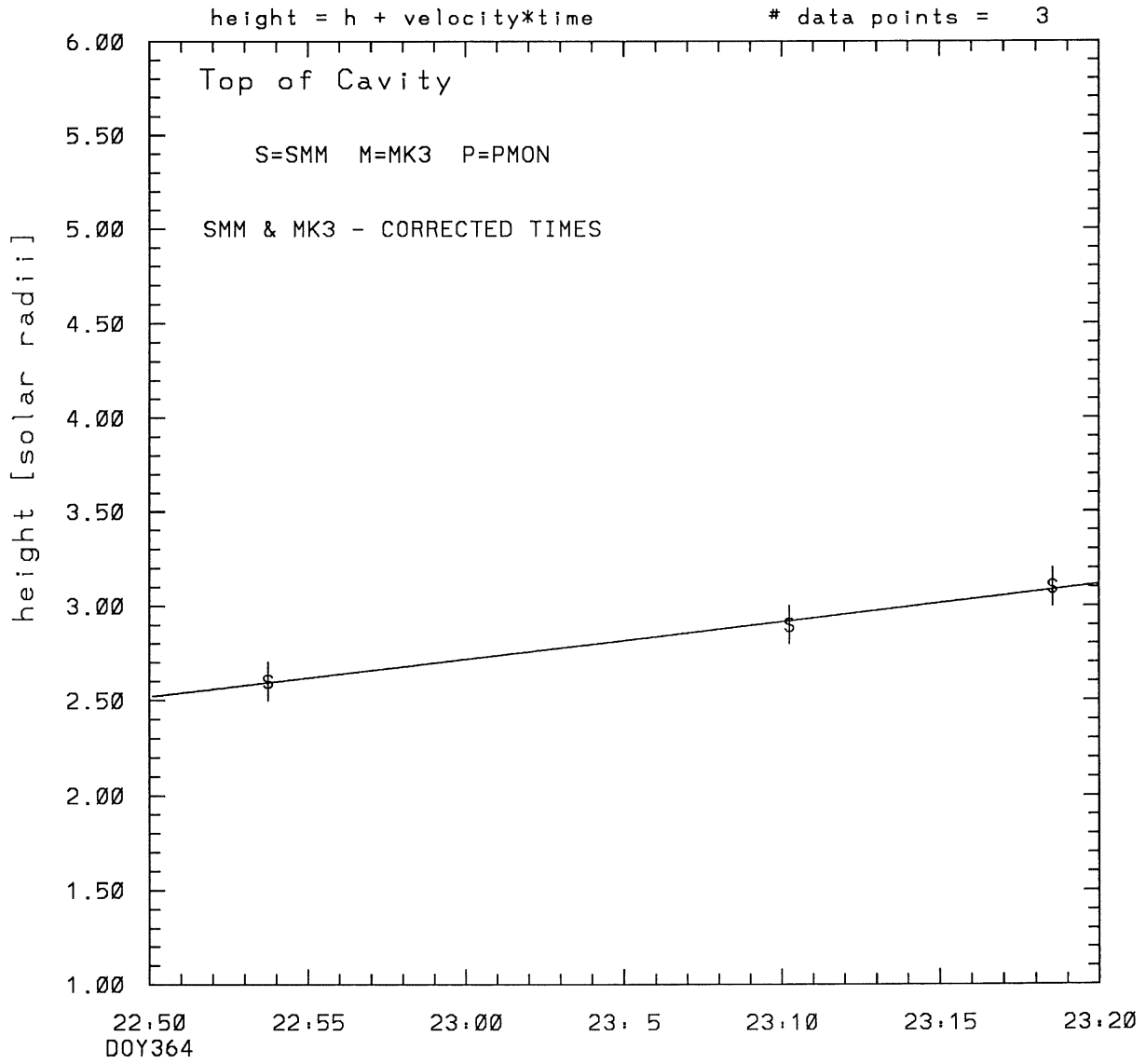
The TOTAL velocity at 23:18 = 303. km/sec

The following info is for estimating goodness of the fit

Number data points = number of coefficients. No error analysis is possible.

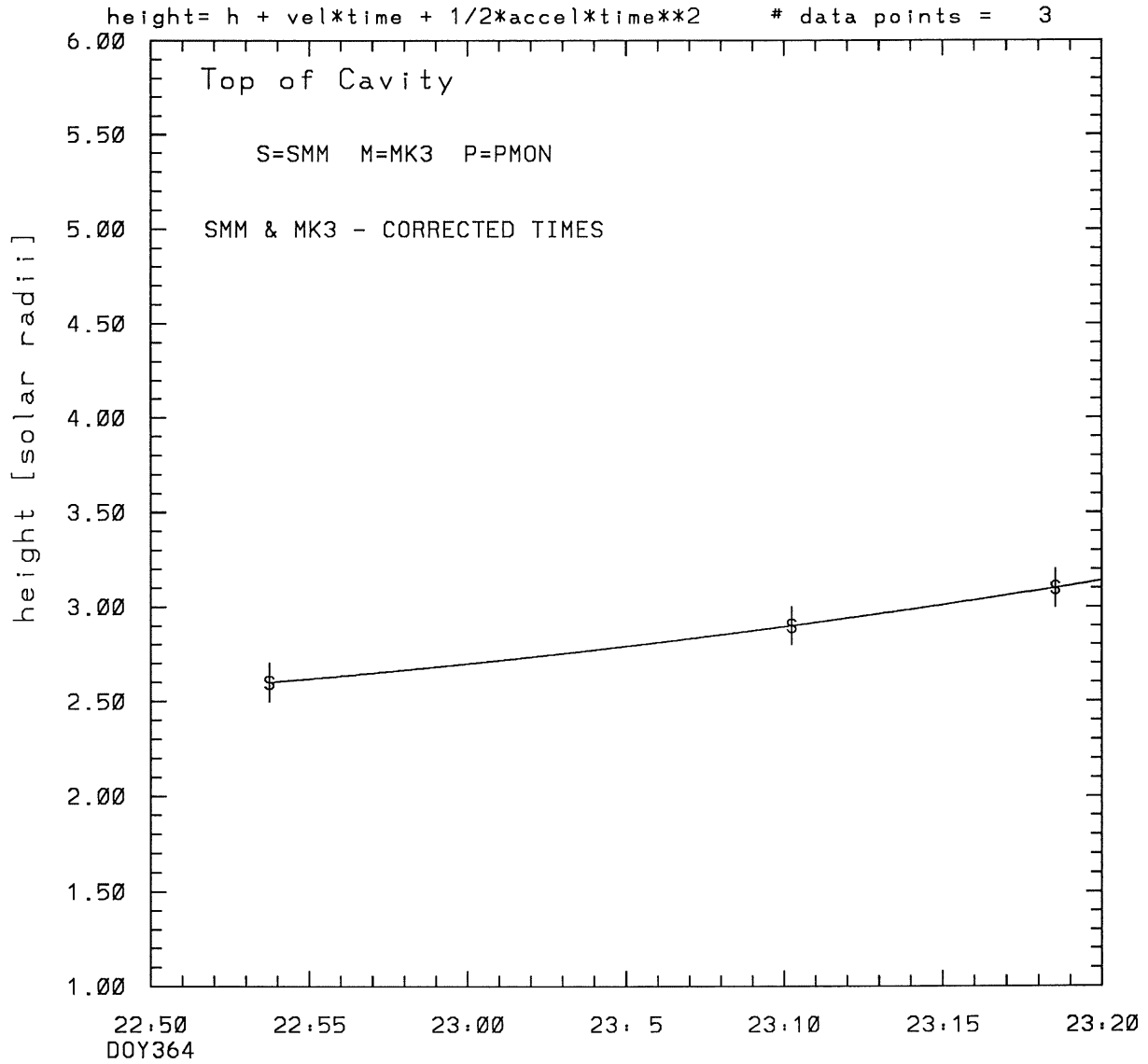
Correlation coefficient is not computable!

SMM C/P 1988 DOY364 306 +/- 0 degrees



tstart=DOY364 21:34 +/- 2.3 [min.]
radial velocity= 231. +/- 12. [km/sec]

SMM C/P 1988 DOY364 306 +/- 0 degrees

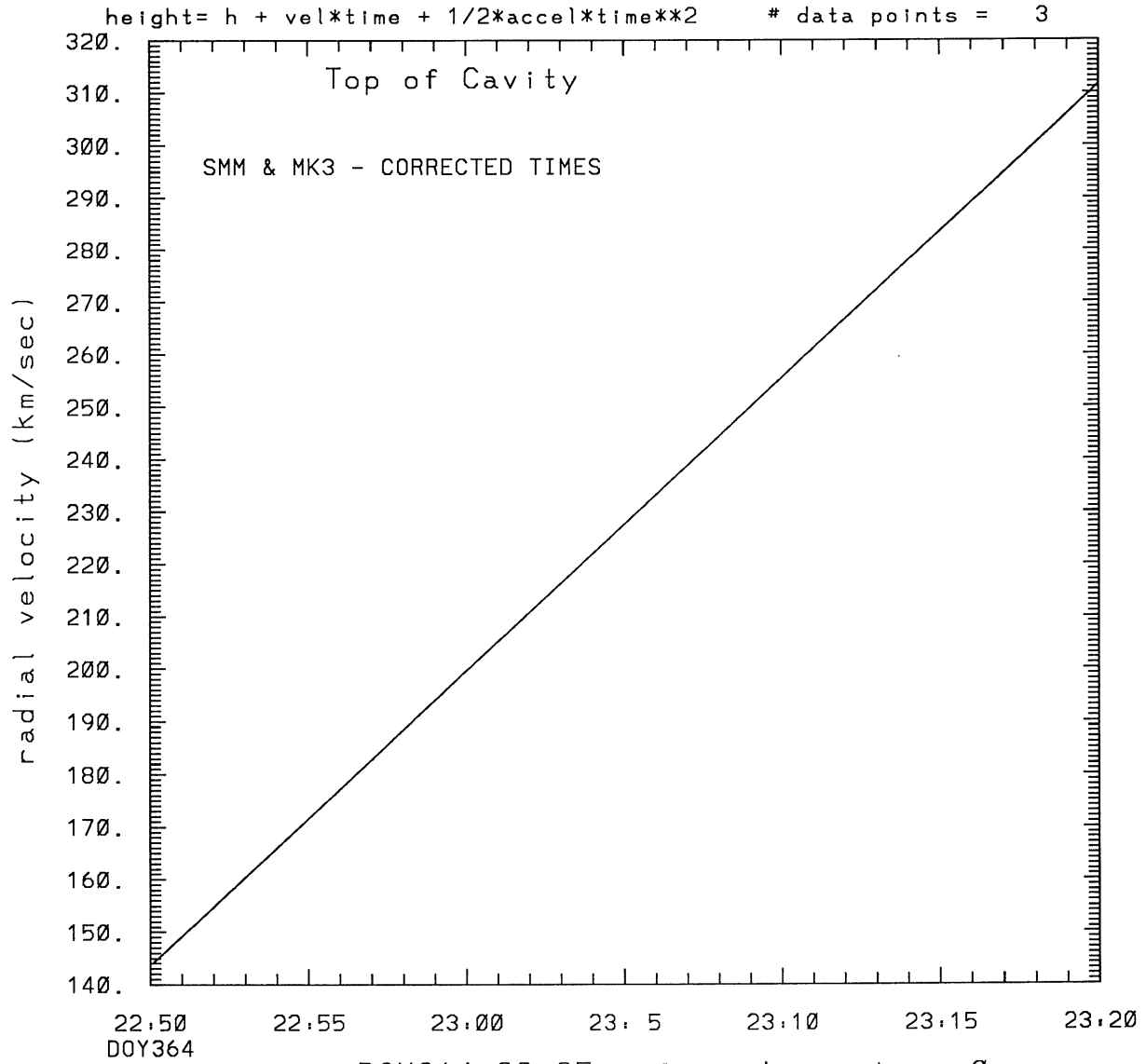


tstart=DOY364 22:25 from derivative=0

Event begins at 2.39 Solar Radii

radial acceleration = 0.0933 +/- 0.0000 [km/sec**2]

SMM C/P 1988 DOY364 306 +/- 0 degrees



tstart=DOY364 22:25 from derivative=0
Event begins at 2.39 Solar Radii
radial acceleration= $0.933E-01$ km/sec**2

This is a 1 order run

INPUT:

year	doy	time	radii	error in radius	angle	error in angle	datatype
1988	364	22:53:44	2.60	+/- 0.10	306.0	+/- 0.5	SMM
1988	364	23:10:15	2.90	+/- 0.10	306.0	+/- 0.5	SMM
1988	364	23:18:32	3.10	+/- 0.10	306.0	+/- 1.0	SMM

Structure being measured:
Top of Cavity

OUTPUT:

START TIME:

Event began at $t = 0 + -0.764E+02 +/- 0.234E+01$ [minutes]

In more convenient units:

Event began at DOY 364 21:34 +/- 0.234E+01 [minutes]

Origin defined at DOY364 22:50

RADIAL INFORMATION:

RADIAL VELOCITY = 231. +/- 12. km/sec

The computed RADIAL coefficients and errors FROM NLLST2 are:

c(1) = 0.252E+01 +/- 0.213E-01 [solar radii]
c(2) = 0.199E-01 +/- 0.105E-02 [radii/min]
c(2) = 0.231E+03 +/- 0.122E+02 [km/sec]
c(3) = 0.000E+00 +/- 0.000E+00 [radii/min**2]
c(3) = 0.000E+00 +/- 0.000E+00 [km/sec**2]

The computed ERRORS in coefficients [BEVINGTON] are:

error in c(1)= 0.30106E-01 [radii] see Bevington pg. 114

error in c(2)= 0.14819E-02 [radii/min] see Bevington pg. 114

ANGULAR INFORMATION:

ANGULAR VELOCITY = 0.0000E+00 +/- 0.0000E+00[radians/sec]

The computed ANGULAR coefficients and errors FROM NLLST2 are:

a(1) = 306. +/- 0. [degrees]
a(2) = 0.000E+00 +/- 0.000E+00 [degrees/min]
a(2) = 0.000E+00 +/- 0.000E+00 [rad/sec]
a(3) = 0.000E+00 +/- 0.000E+00 [degrees/min**2]
a(3) = 0.000E+00 +/- 0.000E+00 [rad/sec**2]

THE TANGENTIAL AND TOTAL VELOCITIES AT EACH DATA POINT ARE:

The TANGENTIAL velocity at 22:53 = 0. km/sec

The TOTAL velocity at 22:53 = 231. km/sec

The TANGENTIAL velocity at 23:10 = 0. km/sec

The TOTAL velocity at 23:10 = 231. km/sec

The TANGENTIAL velocity at 23:18 = 0. km/sec

The TOTAL velocity at 23:18 = 231. km/sec

The following info is for estimating goodness of the fit

Fit is ok [ier=1]

Standard Deviation in the height = 0.25

Standard Deviation in start time measurement = 0.103E+02

Error in time = 0.13312E+01 using best fit method

See Taylor Error Analysis [Univ of Colorado] pg.78

Value of reduced Chi Squared returned from nllst2 = 0.350E-03

Reduced Chi Squared = 0.155E-02

Chi Squared = 0.155E-02

The probability for exceeding chi square = 0.985E+00

The correlation coefficient = 0.997E+00

The probability that no LINEAR correlation exists between the variables = 0.4725E-01

SEE BEVINGTON "Data Reduction and Error Analysis" [1969]

This is a 2 order run

INPUT:

year	doy	time	radii	error in radius	angle	error in angle	datatype
1988	364	22:53:44	2.60	+/- 0.10	306.0	+/- 0.5	SMM
1988	364	23:10:15	2.90	+/- 0.10	306.0	+/- 0.5	SMM
1988	364	23:18:32	3.10	+/- 0.10	306.0	+/- 1.0	SMM

Structure being measured:
Top of Cavity

OUTPUT:

START TIME:

tstart=DOY364 22:25 from derivative = 0
Event begins at 2.39 Solar Radii
Origin defined at DOY364 22:50

RADIAL INFORMATION:

RADIAL ACCELERATION = 0.933E-01 +/- 0.119E-05 km/sec**2

The computed RADIAL coefficients and errors FROM NLLST2 are:

c(1) = 0.255E+01 +/- 0.557E-06 [solar radii]
c(2) = 0.124E-01 +/- 0.974E-07 [radii/min]
c(2) = 0.144E+03 +/- 0.113E-02 [km/sec]
c(3) = 0.241E-03 +/- 0.307E-08 [radii/min**2]
c(3) = 0.933E-01 +/- 0.119E-05 [km/sec**2]

ANGULAR INFORMATION:

ANGULAR ACCELERATION= 0.0000E+00 +/- 0.0000E+00[radians/sec**2]

The computed ANGULAR coefficients and errors FROM NLLST2 are:

a(1) = 306. +/- 0. [degrees]
a(2) = 0.000E+00 +/- 0.000E+00 [degrees/min]
a(2) = 0.000E+00 +/- 0.000E+00 [rad/sec]
a(3) = 0.000E+00 +/- 0.000E+00 [degrees/min**2]
a(3) = 0.000E+00 +/- 0.000E+00 [rad/sec**2]

THE TANGENTIAL AND TOTAL VELOCITIES AT EACH DATA POINT ARE:

The TANGENTIAL velocity at 22:53 = 0. km/sec

The TOTAL velocity at 22:53 = 164. km/sec

The TANGENTIAL velocity at 23:10 = 0. km/sec

The TOTAL velocity at 23:10 = 257. km/sec

The TANGENTIAL velocity at 23:18 = 0. km/sec

The TOTAL velocity at 23:18 = 303. km/sec

The following info is for estimating goodness of the fit

Number data points = number of coefficients. No error analysis is possible.

Correlation coefficient is not computable!