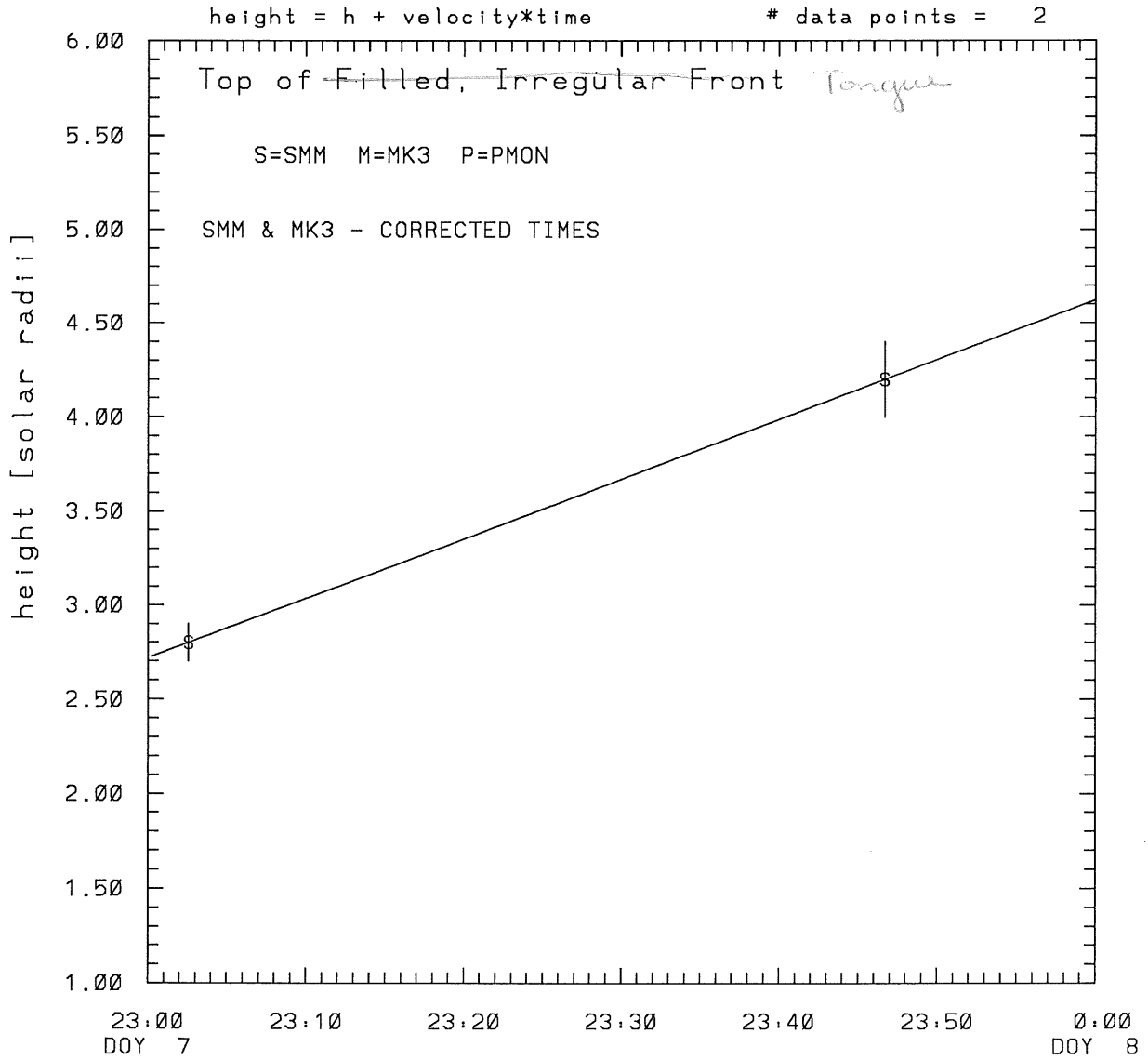


SMM C/P 1989 DOY 7 63 +/- 0 degrees

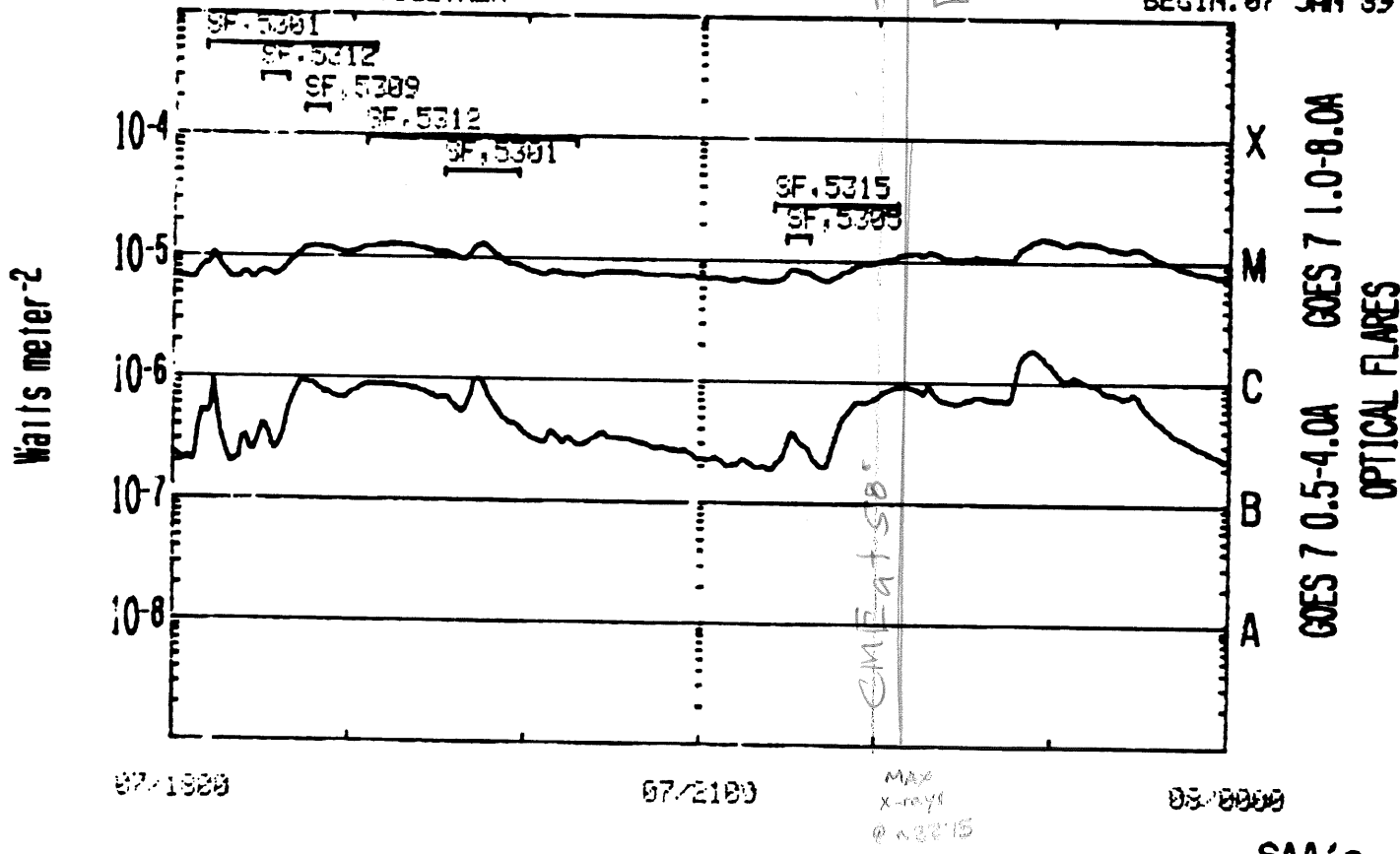


tstart=DOY 7 22: 6 +/- 0.0 [min.]
radial velocity= 368. +/- 0. [km/sec]

1989 Day 007

RAY and OPTICAL DATA TOGETHER

BEGIN: 07 JUN 89



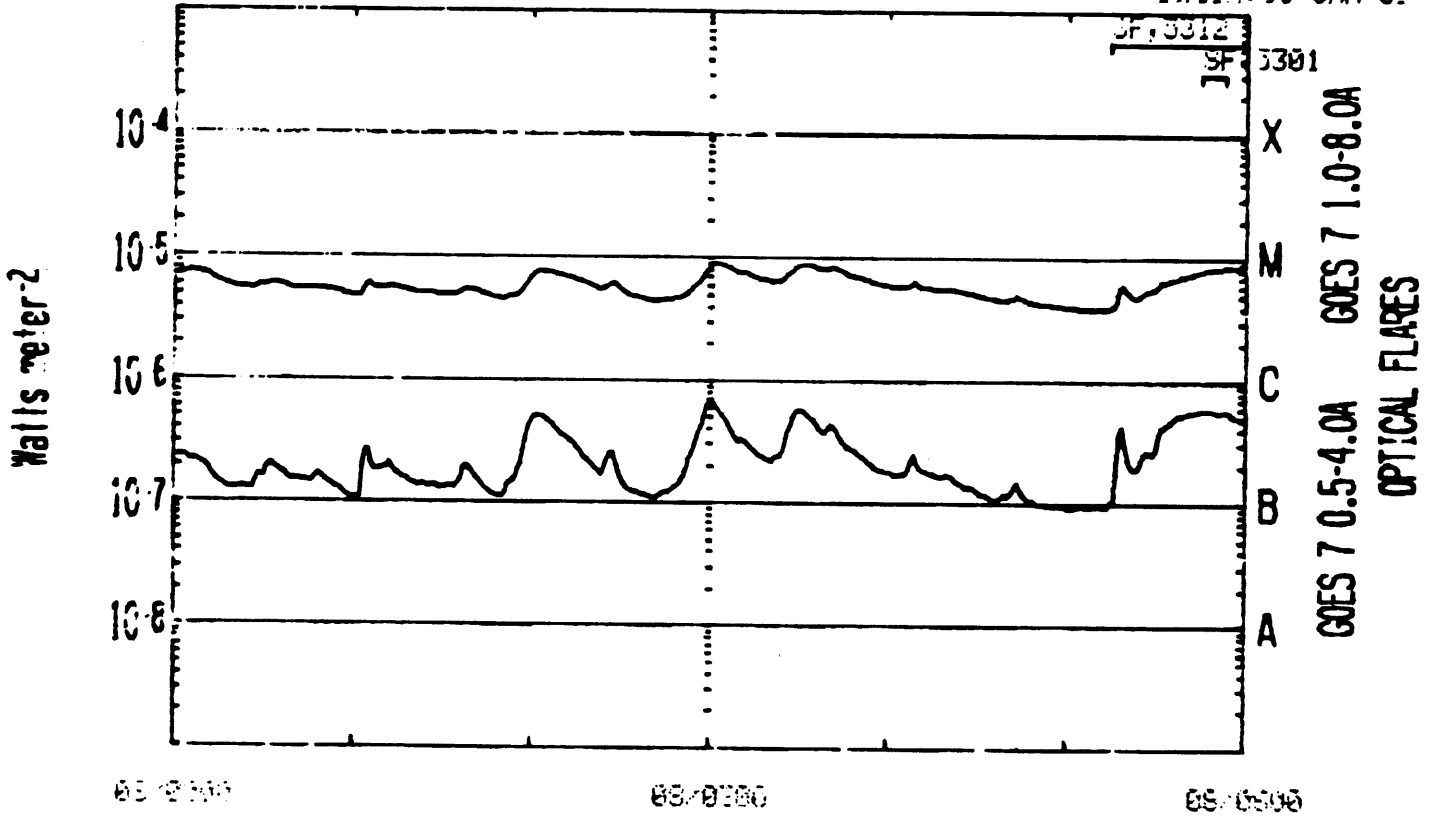
GOES-7 1 MIN DATA; OPTICAL FLARE DUR, IMP, REGION

SAA's NIGHT
RUN: 1741UT
5 JUN 89

GOES-7 1 MIN DATA: OPTICAL FLARE DUR., IMP., REGION

TIME
Hour

BEGIN: 00 JAN 89



GOES-7 1 MIN DATA: OPTICAL FLARE DUR., IMP., REGION

RUN: 1926UT
12 JAN 89

This is a 1 order run

INPUT:

year	day	time	radii	error in radius	angle	error in angle	datatype
1989	7	23: 2:35	2.80	+/- 0.10	63.0	+/- 0.5	SMM
1989	7	23:46:42	4.20	+/- 0.20	63.0	+/- 0.5	SMM

Structure being measured:
Top of Filled, Irregular Front

OUTPUT:

START TIME:

Event began at $t = 0 + -0.541E+02 +/- 0.000E+00$ [minutes]
In more convenient units:
Event began at DOY 7 22: 6 +/- 0.000E+00 [minutes]

Origin defined at DOY 7 23: 0

RADIAL INFORMATION:

RADIAL VELOCITY = 368. +/- 0. km/sec

The computed RADIAL coefficients and errors FROM NLLST2 are:

- c(1) = 0.272E+01 +/- 0.602E-06 [solar radii]
- c(2) = 0.317E-01 +/- 0.287E-07 [radii/min]
- c(2) = 0.368E+03 +/- 0.332E-03 [km/sec]
- c(3) = 0.000E+00 +/- 0.000E+00 [radii/min**2]
- c(3) = 0.000E+00 +/- 0.000E+00 [km/sec**2]

ANGULAR INFORMATION:

ANGULAR VELOCITY = 0.0000E+00 +/- 0.0000E+00[radians/sec]

The computed ANGULAR coefficients and errors FROM NLLST2 are:

- a(1) = 63. +/- 0. [degrees]
- a(2) = 0.000E+00 +/- 0.000E+00 [degrees/min]
- a(2) = 0.000E+00 +/- 0.000E+00 [rad/sec]
- a(3) = 0.000E+00 +/- 0.000E+00 [degrees/min**2]
- a(3) = 0.000E+00 +/- 0.000E+00 [rad/sec**2]

THE TANGENTIAL AND TOTAL VELOCITIES AT EACH DATA POINT ARE:

The TANGENTIAL velocity at 23: 2 = 0. km/sec

The TOTAL velocity at 23: 2 = 368. km/sec

The TANGENTIAL velocity at 23:46 = 0. km/sec

The TOTAL velocity at 23:46 = 368. km/sec

The following info is for estimating goodness of the fit

Number data points = number of coefficients. No error analysis is possible.

Correlation coefficient is not computable!