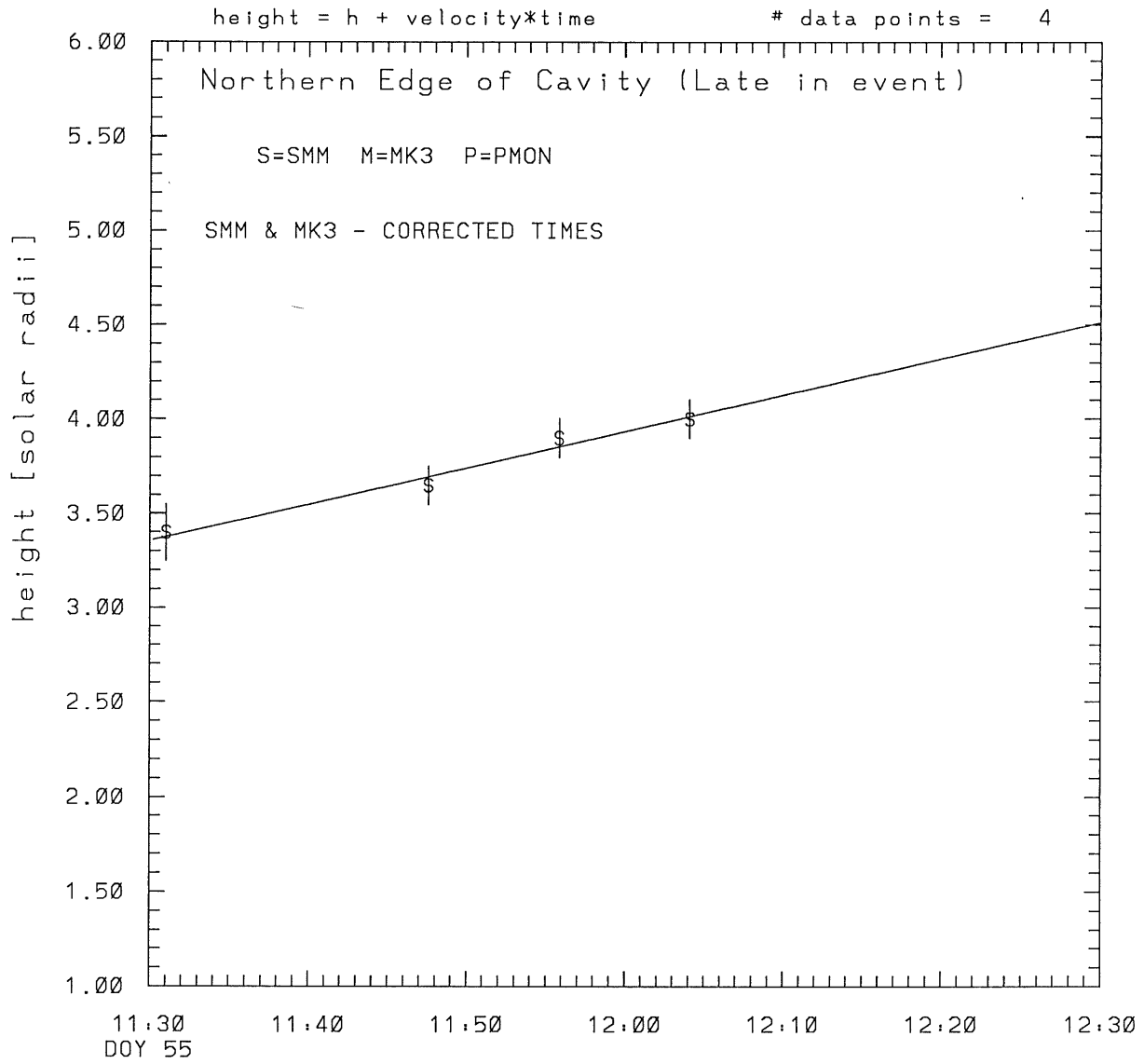
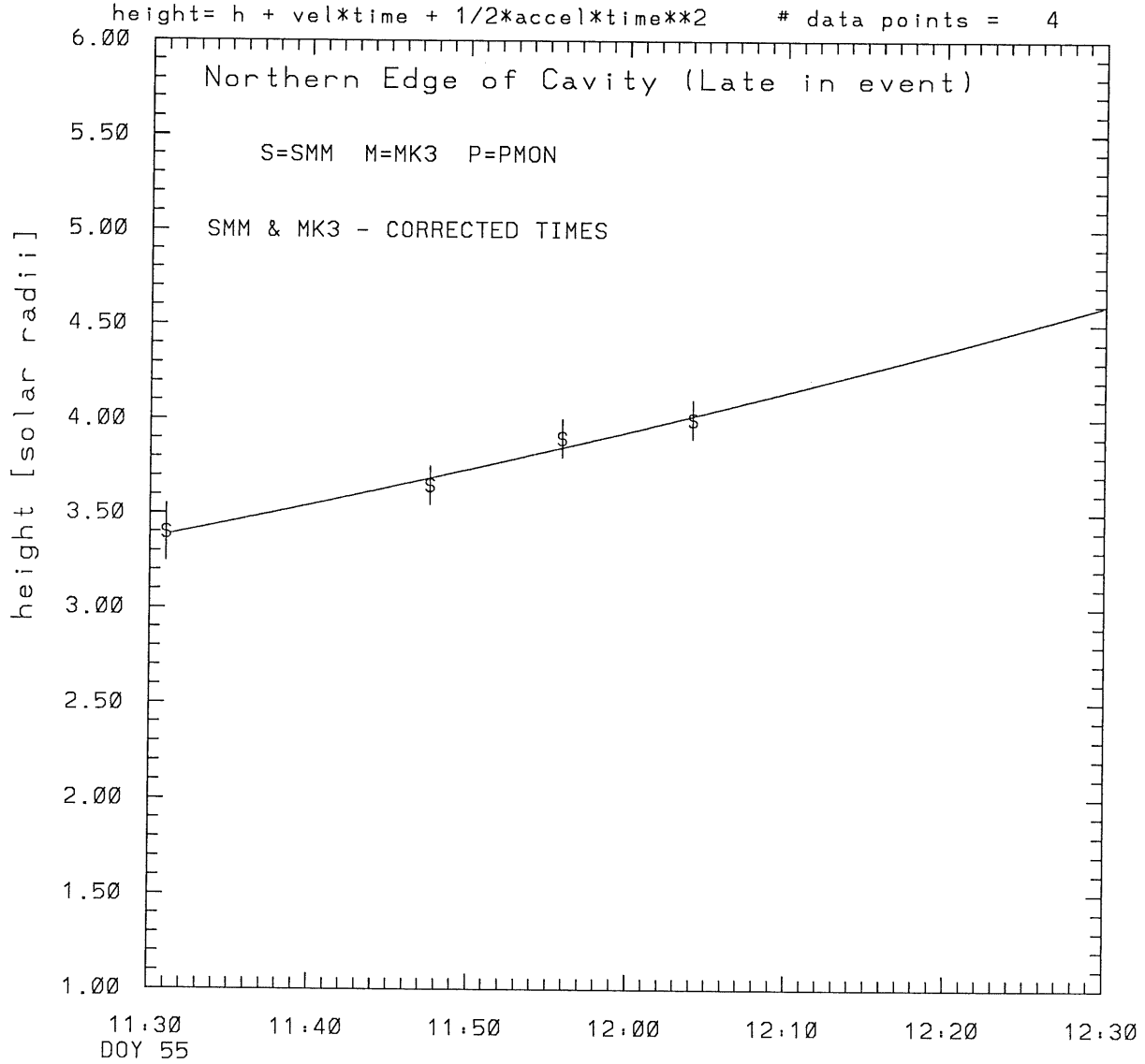


SMM C/P 1989 DOY 55 255 +/- 0 degrees



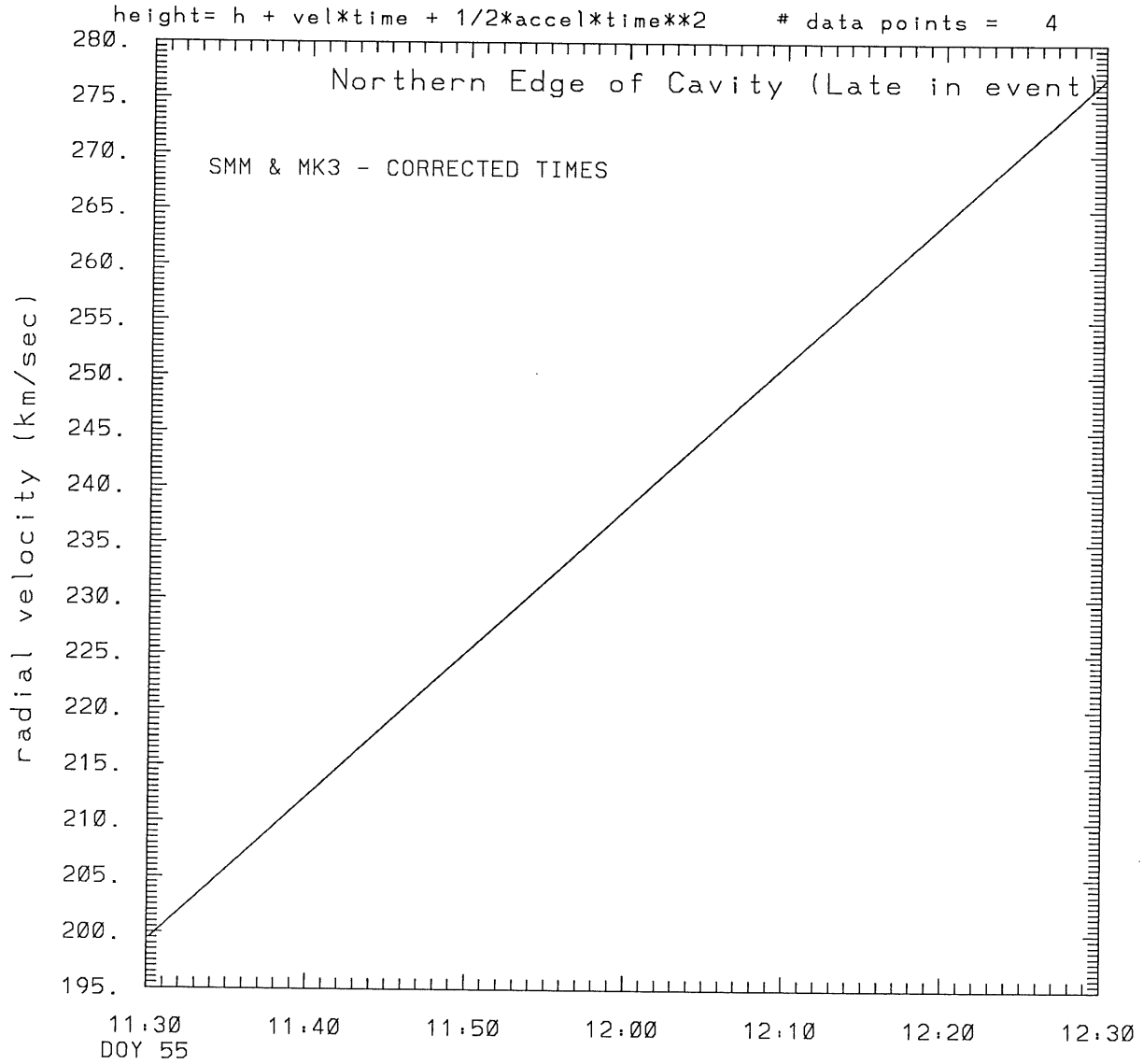
tstart=DOY 55 9:28 +/- 3.7 [min.]  
radial velocity= 223. +/- 23. [km/sec]

SMM C/P 1989 DOY 55 255 +/- 0 degrees



tstart=DOY 55 8:56 from derivative=0  
Event begins at 2.04 Solar Radii  
radial acceleration = 0.0216 +/- 0.0017 [km/sec\*\*2]

SMM C/P 1989 DOY 55 255 +/- 0 degrees



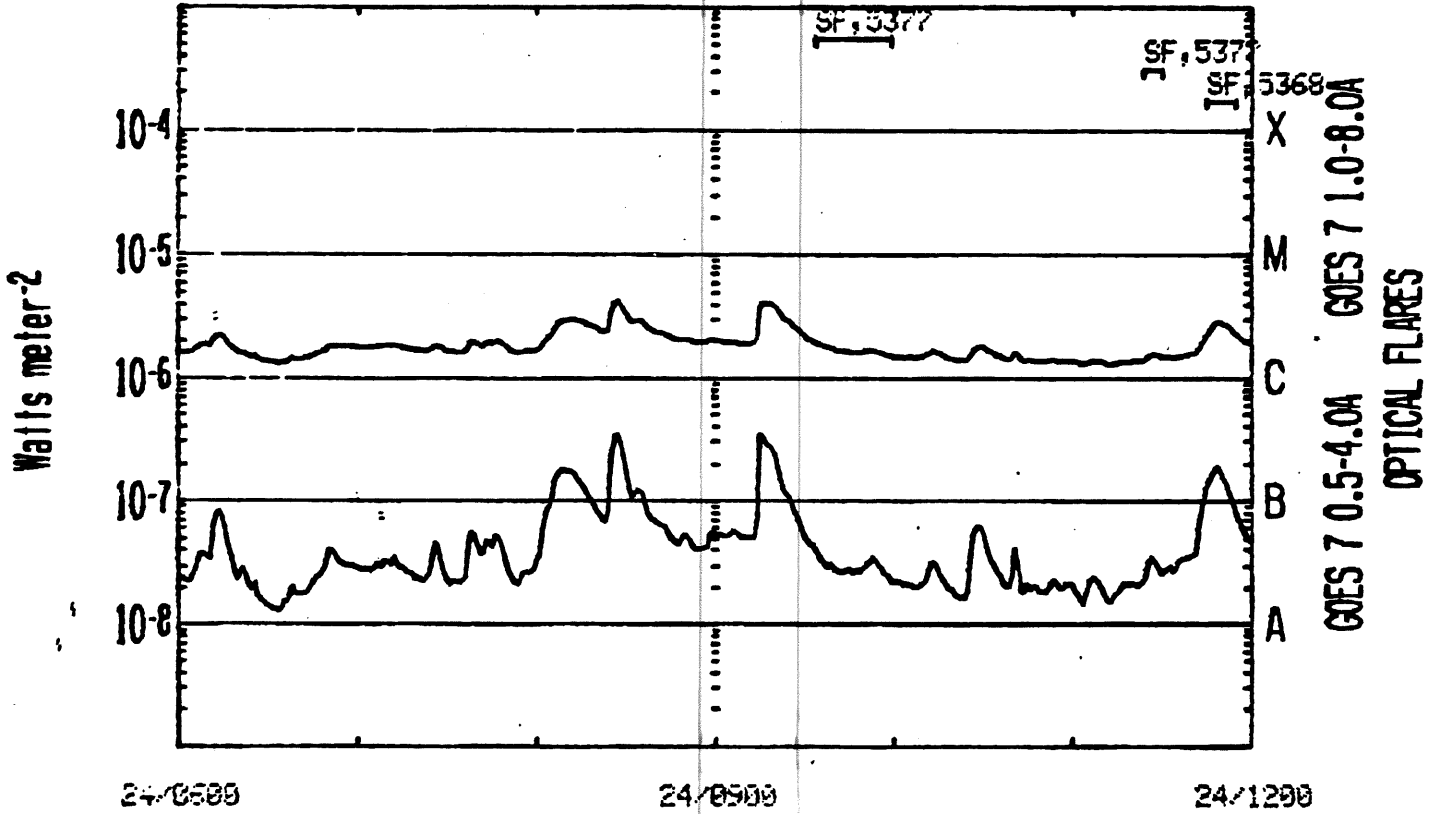
tstart=DOY 55 8:56 from derivative=0  
Event begins at 2.04 Solar Radii  
radial acceleration=0.216E-01 km/sec\*\*2

1989 Day 055

Northern Edge of Cavity, [8:56] 2<sup>nd</sup> order  
STOP Feb.  
Northern Edge of Cavity, Center,  $\rho_c = 734^\circ$   
[9:28] 1<sup>st</sup> order

RENT and OPTICAL DATA TOGETHER:

BEGIN: 24 FEB 89



GOES 7 0.5-4.0A GOES 7 1.0-8.0A  
OPTICAL FLARES

GOES-7 1 MIN DATA; OPTICAL FLARE DUR. IMP. REGION

SAA's NIGHT  
RUN: 1745UT  
3 MAR 89

\*\*\*\*\*  
This is a 1 order run  
\*\*\*\*\*

\*\*\*\*\*  
INPUT:  
\*\*\*\*\*

year	day	time	radii	radius	error in	angle	error in	datatype
1989	55	11:31: 2	3.40	+/- 0.15	255.0	+/- 0.5	SMM	
1989	55	11:47:35	3.65	+/- 0.10	255.0	+/- 0.5	SMM	
1989	55	11:55:52	3.90	+/- 0.10	255.0	+/- 0.5	SMM	
1989	55	12: 4: 6	4.00	+/- 0.10	255.0	+/- 0.5	SMM	

\*\*\*\*\*  
Structure being measured:  
Northern Edge of Cavity (Late in event)  
\*\*\*\*\*

\*\*\*\*\*  
OUTPUT:  
\*\*\*\*\*

START TIME:

Event began at  $t = 0 + -0.122E+03 \pm 0.368E+01$  [minutes]  
In more convenient units:  
Event began at DOY 55 9:28  $\pm 0.368E+01$  [minutes]

Origin defined at DOY 55 11:30

RADIAL INFORMATION:

RADIAL VELOCITY =  $223. \pm 23$  km/sec

The computed RADIAL coefficients and errors FROM NLLST2 are:

$c(1) = 0.336E+01 \pm 0.500E-01$  [solar radii]  
 $c(2) = 0.192E-01 \pm 0.200E-02$  [radii/min]  
 $c(2) = 0.223E+03 \pm 0.232E+02$  [km/sec]  
 $c(3) = 0.000E+00 \pm 0.000E+00$  [radii/min\*\*2]  
 $c(3) = 0.000E+00 \pm 0.000E+00$  [km/sec\*\*2]

The computed ERRORS in coefficients [BEVINGTON] are:

error in  $c(1) = 0.46525E-01$  [radii] see Bevington pg. 114  
error in  $c(2) = 0.20104E-02$  [radii/min] see Bevington pg. 114

ANGULAR INFORMATION:

ANGULAR VELOCITY =  $0.0000E+00 \pm 0.0000E+00$  [radians/sec]

The computed ANGULAR coefficients and errors FROM NLLST2 are:

a(1) = 255. +/- 0. [degrees]  
a(2) = 0.000E+00 +/- 0.000E+00 [degrees/min]  
a(2) = 0.000E+00 +/- 0.000E+00 [rad/sec]  
a(3) = 0.000E+00 +/- 0.000E+00 [degrees/min\*\*2]  
a(3) = 0.000E+00 +/- 0.000E+00 [rad/sec\*\*2]

THE TANGENTIAL AND TOTAL VELOCITIES AT EACH DATA POINT ARE:

The TANGENTIAL velocity at 11:31 = 0. km/sec

The TOTAL velocity at 11:31 = 223. km/sec

The TANGENTIAL velocity at 11:47 = 0. km/sec

The TOTAL velocity at 11:47 = 223. km/sec

The TANGENTIAL velocity at 11:55 = 0. km/sec

The TOTAL velocity at 11:55 = 223. km/sec

The TANGENTIAL velocity at 12: 4 = 0. km/sec

The TOTAL velocity at 12: 4 = 223. km/sec

\*\*\*\*\*

The following info is for estimating goodness of the fit

\*\*\*\*\*

Fit is ok [ier=1]

Standard Deviation in the height = 0.27

Standard Deviation in start time measurement = 0.122E+02

Error in time = 0.36129E+01 using best fit method

See Taylor Error Analysis [Univ of Colorado] pg.78

Value of reduced Chi Squared returned from nllst2 = 0.175E-02

Reduced Chi Squared = 0.576E-02

Chi Squared = 0.115E-01

The probability for exceeding chi square = 0.998E+00

The correlation coefficient = 0.989E+00

The probability that no LINEAR correlation exists between the variables = 0.1085E-01

SEE BEVINGTON "Data Reduction and Error Analysis" [1969]

\*\*\*\*\*  
This is a 2 order run  
\*\*\*\*\*

\*\*\*\*\*  
INPUT:  
\*\*\*\*\*

year	doy	time	radii	radius	error in	angle	error in	datatype
1989	55	11:31: 2	3.40	+/- 0.15	255.0	+/- 0.5	SMM	
1989	55	11:47:35	3.65	+/- 0.10	255.0	+/- 0.5	SMM	
1989	55	11:55:52	3.90	+/- 0.10	255.0	+/- 0.5	SMM	
1989	55	12: 4: 6	4.00	+/- 0.10	255.0	+/- 0.5	SMM	

\*\*\*\*\*  
Structure being measured:  
Northern Edge of Cavity (Late in event)  
\*\*\*\*\*

\*\*\*\*\*  
OUTPUT:  
\*\*\*\*\*

START TIME:

tstart=DOY 55 8:56 from derivative = 0  
Event begins at 2.04 Solar Radii  
Origin defined at DOY 55 11:30

RADIAL INFORMATION:

RADIAL ACCELERATION = 0.216E-01 +/- 0.817E-01 km/sec\*\*2

The computed RADIAL coefficients and errors FROM NLLST2 are:

c(1) = 0.337E+01 +/- 0.757E-01 [solar radii]  
c(2) = 0.172E-01 +/- 0.820E-02 [radii/min]  
c(2) = 0.199E+03 +/- 0.951E+02 [km/sec]  
c(3) = 0.558E-04 +/- 0.211E-03 [radii/min\*\*2]  
c(3) = 0.216E-01 +/- 0.817E-01 [km/sec\*\*2]

The computed ERRORS in coefficients [BEVINGTON] are:

Approximate error in c(1) = 0.72938E-01 [radii] Bevington pg 154 (8-30)  
Exact error in c(1) = 0.15918E-01 [radii] Bevington pg 154 (8-28)  
Approximate error in c(2) = 0.97672E-02 [radii/min] Bevington pg 154 (8-30)  
Exact error in c(2) = 0.44861E-02 [radii/min] Bevington pg 154 (8-28)  
Approximate error in c(3) = 0.27620E-03 [radii/min\*\*] Bevington pg 154 (8-30)  
Exact error in c(3) = 0.12922E-03 [radii/min\*\*] Bevington pg 154 (8-28)

ANGULAR INFORMATION:

ANGULAR ACCELERATION= 0.0000E+00 +/- 0.0000E+00[radians/sec\*\*2]

The computed ANGULAR coefficients and errors FROM NLLST2 are:

a(1) = 255. +/- 0. [degrees]  
a(2) = 0.000E+00 +/- 0.000E+00 [degrees/min]  
a(2) = 0.000E+00 +/- 0.000E+00 [rad/sec]  
a(3) = 0.000E+00 +/- 0.000E+00 [degrees/min\*\*2]  
a(3) = 0.000E+00 +/- 0.000E+00 [rad/sec\*\*2]

THE TANGENTIAL AND TOTAL VELOCITIES AT EACH DATA POINT ARE:

The TANGENTIAL velocity at 11:31 = 0. km/sec

The TOTAL velocity at 11:31 = 201. km/sec

The TANGENTIAL velocity at 11:47 = 0. km/sec

The TOTAL velocity at 11:47 = 222. km/sec

The TANGENTIAL velocity at 11:55 = 0. km/sec

The TOTAL velocity at 11:55 = 233. km/sec

The TANGENTIAL velocity at 12: 4 = 0. km/sec

The TOTAL velocity at 12: 4 = 243. km/sec

\*\*\*\*\*

The following info is for estimating goodness of the fit

\*\*\*\*\*

Fit is ok [ier=1]

Standard Deviation in the height = 0.27

Standard Deviation in start time measurement = 0.122E+02

Value of reduced Chi Squared returned from nllst2 = 0.253E-02

Reduced Chi Squared = 0.120E-01

Chi Squared = 0.120E-01

The probability for exceeding chi square = 0.960E+00

For a second order fit 3 correlation coefficients are given:

(Using equation of motion:  $r = a + bt + at^{**2}$ )

The correlation between the data and the term linear in time = 0.8743E+00

The correlation between the data and the time\*\*2 term = 0.9102E+00

The correlation between the data and the complete equation of motion = 0.9740E+00

SEE BEVINGTON "Data Reduction and Error Analysis" [1969]