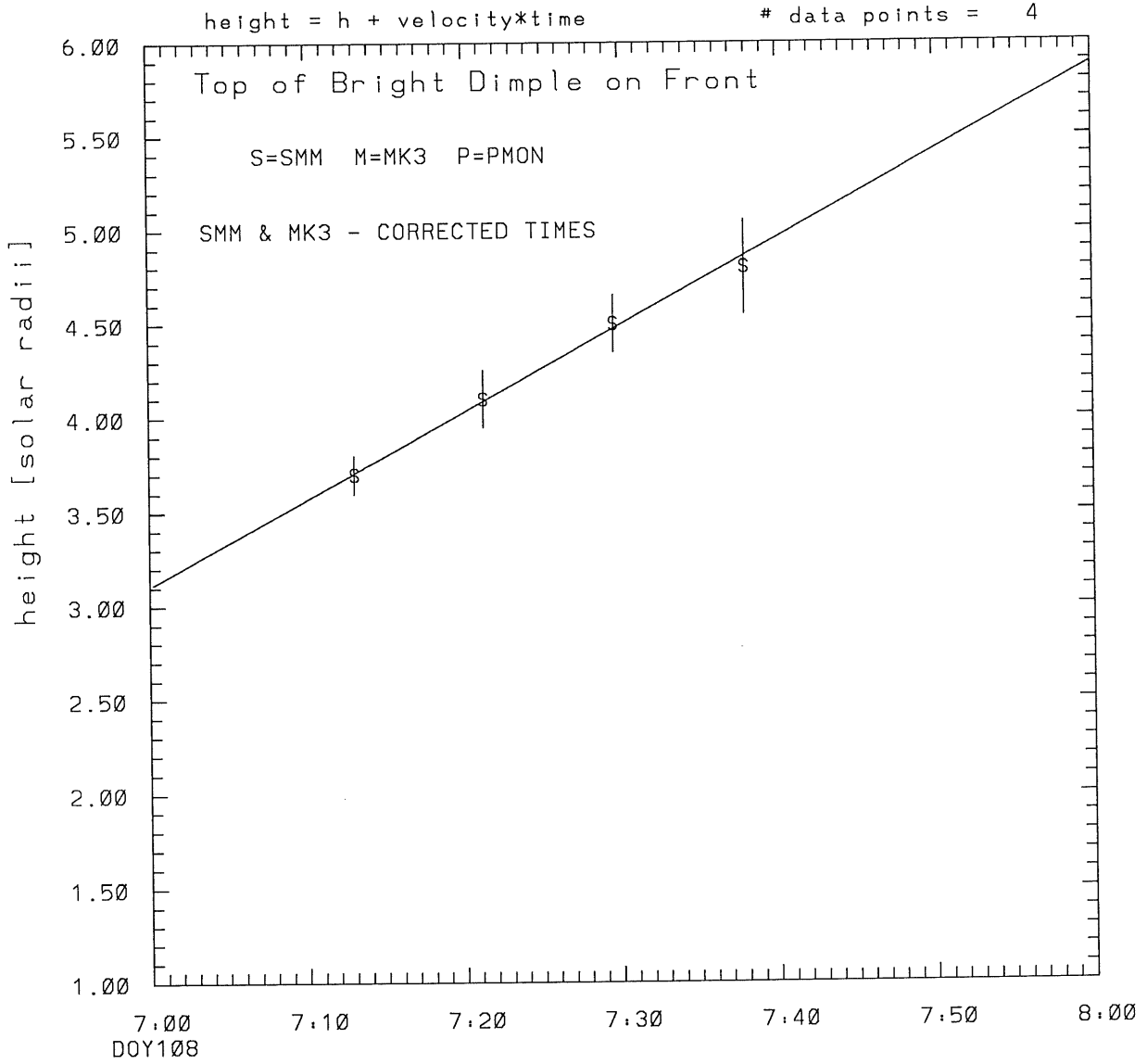
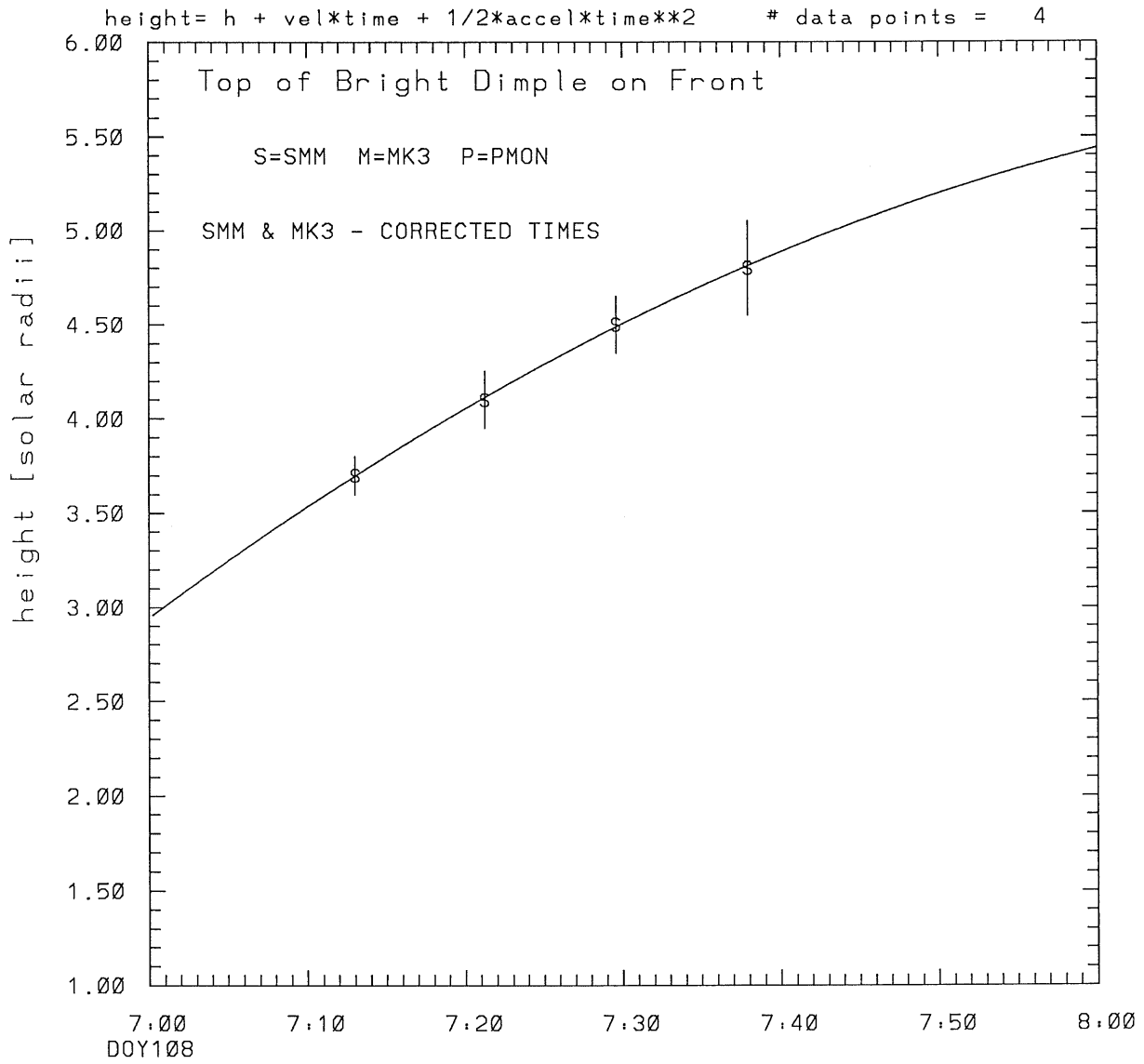


SMM C/P 1989 DOY108 150 +/- 0 degrees



tstart=DOY108 6:16 +/- 0.8 [min.]
radial velocity= 536. +/- 18. [km/sec]

SMM C/P 1989 DOY108 150 +/- 0 degrees

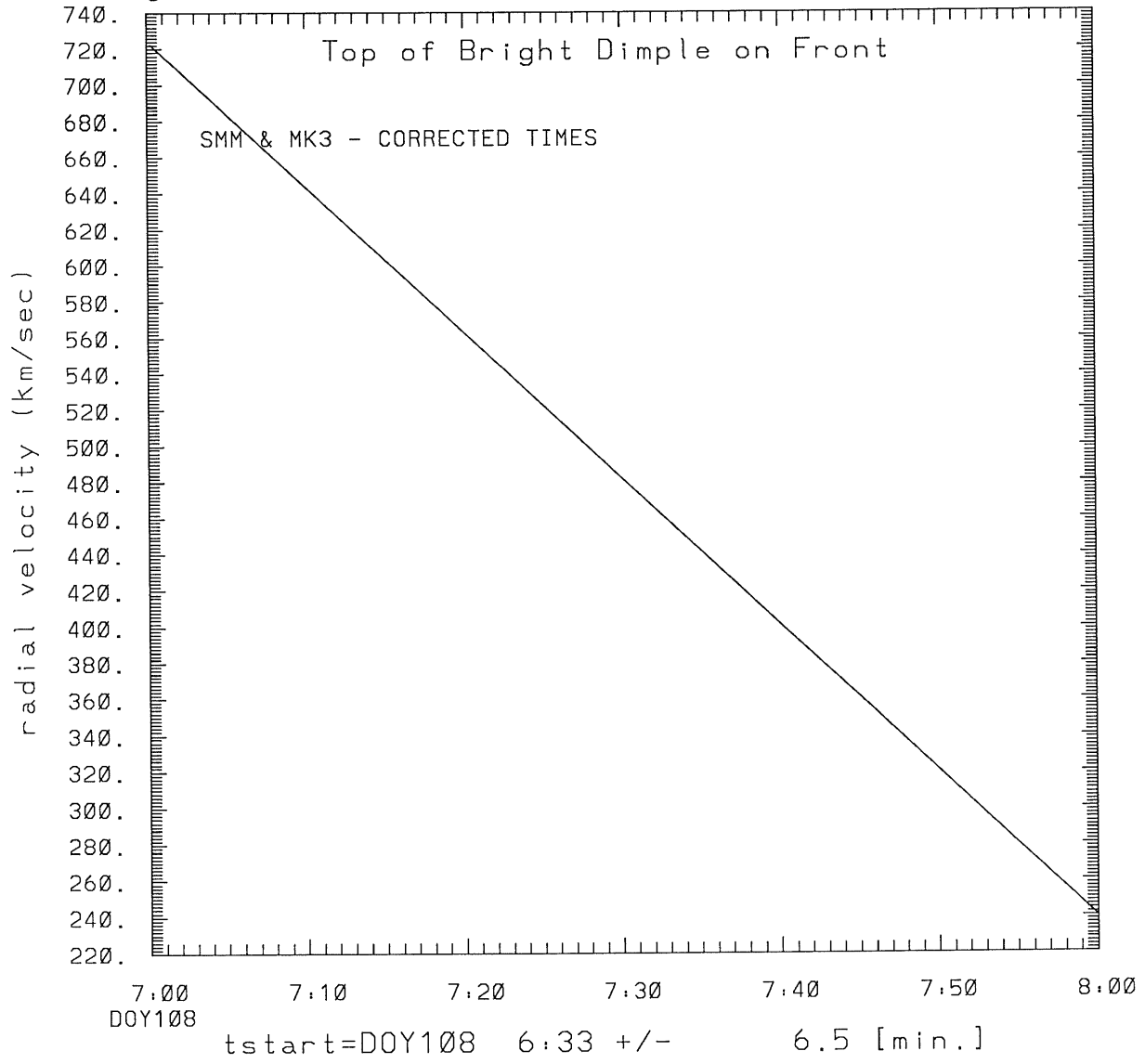


tstart=DOY108 6.33 +/- 6.5 [min.]

radial acceleration = -0.1347 ± 0.0445 [km/sec**2]

SMM C/P 1989 DOY108 150 +/- 0 degrees

height= h + vel*time + 1/2*accel*time**2 # data points = 4

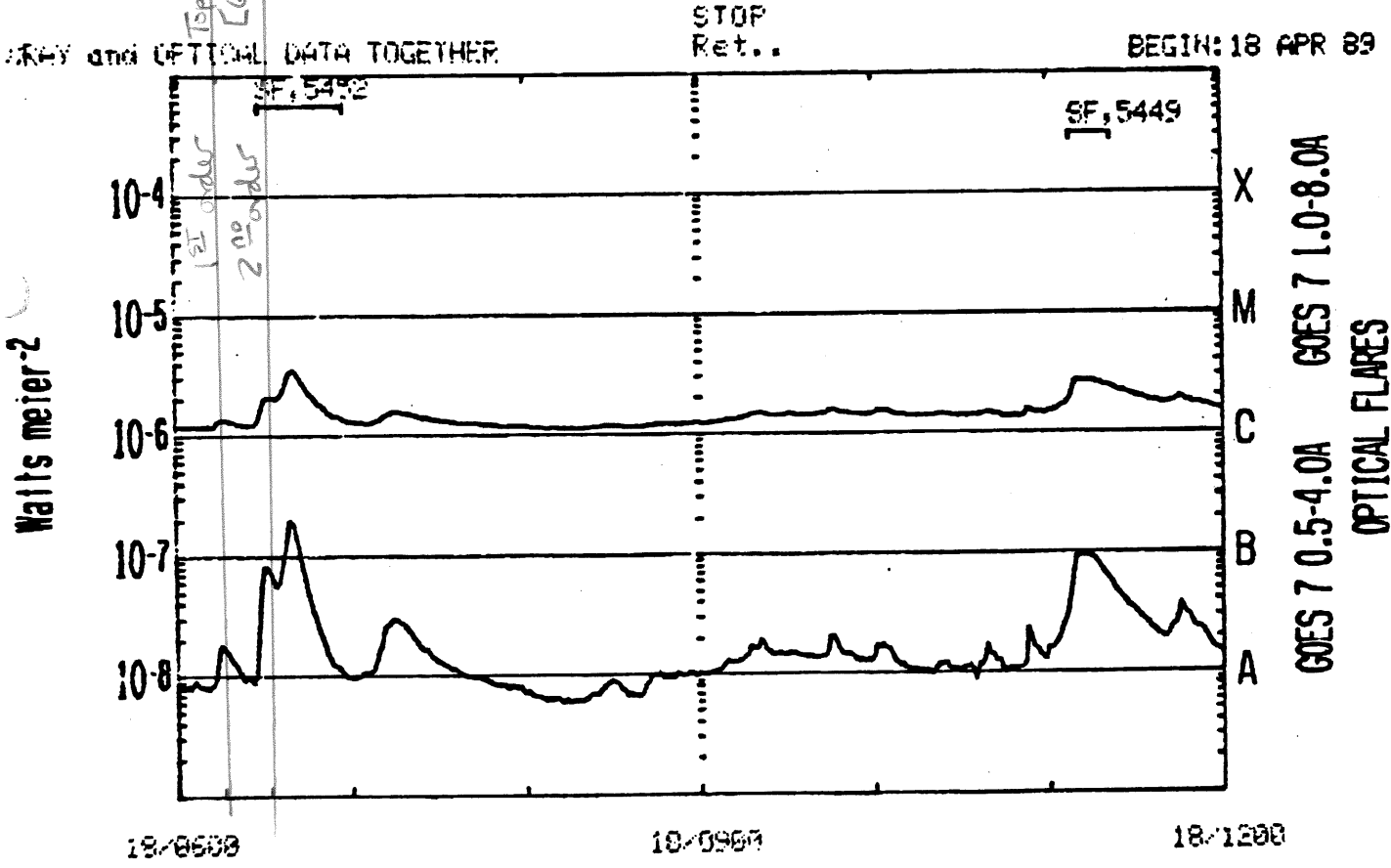


tstart=DOY108 6:33 +/- 6.5 [min.]

radial acceleration=-.135E+00 km/sec**2

1989 Day 108

measured @ 150°
Top of Bright Dimple on Front Center =
[6.16], 1st order;
[6.33], 2nd order



SAA's NIGHT

GOES-7 1 MIN DATA; OPTICAL FLARE DUR. IMP. REGION

RUN: 1619UT
24 APR 89

This is a 1 order run

INPUT:

			error in		error in		
year	doy	time	radii	radius	angle	angle	datatype
1989	108	7:13:1	3.70	+/- 0.10	150.0	+/- 1.0	SMM
1989	108	7:21:14	4.10	+/- 0.15	150.0	+/- 1.0	SMM
1989	108	7:29:35	4.50	+/- 0.15	150.0	+/- 1.0	SMM
1989	108	7:37:56	4.80	+/- 0.25	150.0	+/- 1.0	SMM

Structure being measured:

Top of Bright Dimple on Front

OUTPUT:

START TIME:

Event began at $t = 0 + -0.455E+02 \pm 0.841E+00$ [minutes]

In more convenient units:

Event began at DOY 108 6:16 $\pm 0.841E+00$ [minutes]

Origin defined at DOY108 7: 0

RADIAL INFORMATION:

RADIAL VELOCITY = 536. \pm 18. km/sec

The computed RADIAL coefficients and errors FROM NLLST2 are:

c(1) = 0.311E+01 \pm 0.338E-01 [solar radii]
c(2) = 0.462E-01 \pm 0.154E-02 [radii/min]
c(2) = 0.536E+03 \pm 0.179E+02 [km/sec]
c(3) = 0.000E+00 \pm 0.000E+00 [radii/min**2]
c(3) = 0.000E+00 \pm 0.000E+00 [km/sec**2]

The computed ERRORS in coefficients [BEVINGTON] are:

error in c(1)= 0.69043E-01 [radii] see Bevington pg. 114

error in c(2)= 0.25491E-02 [radii/min] see Bevington pg. 114

ANGULAR INFORMATION:

ANGULAR VELOCITY = 0.0000E+00 \pm 0.0000E+00[radians/sec]

The computed ANGULAR coefficients and errors FROM NLLST2 are:

a(1) = 150. +/- 0. [degrees]
a(2) = 0.000E+00 +/- 0.000E+00 [degrees/min]
a(2) = 0.000E+00 +/- 0.000E+00 [rad/sec]
a(3) = 0.000E+00 +/- 0.000E+00 [degrees/min**2]
a(3) = 0.000E+00 +/- 0.000E+00 [rad/sec**2]

THE TANGENTIAL AND TOTAL VELOCITIES AT EACH DATA POINT ARE:

The TANGENTIAL velocity at 7:13 = 0. km/sec
The TOTAL velocity at 7:13 = 536. km/sec

The TANGENTIAL velocity at 7:21 = 0. km/sec
The TOTAL velocity at 7:21 = 536. km/sec

The TANGENTIAL velocity at 7:29 = 0. km/sec
The TOTAL velocity at 7:29 = 536. km/sec

The TANGENTIAL velocity at 7:37 = 0. km/sec
The TOTAL velocity at 7:37 = 536. km/sec

The following info is for estimating goodness of the fit

Fit is ok [ier=1]

Standard Deviation in the height = 0.48
Standard Deviation in start time measurement = 0.929E+01
Error in time = 0.14485E+01 using best fit method
See Taylor Error Analysis [Univ of Colorado] pg.78

Value of reduced Chi Squared returned from nllst2 = 0.655E-03
Reduced Chi Squared = 0.839E-02
Chi Squared = 0.168E-01
The probability for exceeding chi square = 0.999E+00

The correlation coefficient = 0.998E+00
The probability that no LINEAR correlation exists between the variables = 0.2366E-02
SEE BEVINGTON "Data Reduction and Error Analysis" [1969]

This is a 2 order run

INPUT:

year	doy	time	radii	radius	error in	angle	error in	datatype
1989	108	7:13:1	3.70	+/- 0.10	150.0	+/- 1.0	1.0	SMM
1989	108	7:21:14	4.10	+/- 0.15	150.0	+/- 1.0	1.0	SMM
1989	108	7:29:35	4.50	+/- 0.15	150.0	+/- 1.0	1.0	SMM
1989	108	7:37:56	4.80	+/- 0.25	150.0	+/- 1.0	1.0	SMM

Structure being measured:

Top of Bright Dimple on Front

OUTPUT:

START TIME:

Event began at $t = 0 + -0.270E+02 +/- 0.646E+01$ [minutes]

In more convenient units:

Event began at DOY 108 6:33 +/- 0.646E+01 [minutes]

Origin defined at DOY108 7: 0

RADIAL INFORMATION:

RADIAL ACCELERATION = $-0.135E+00 +/- 0.445E-01$ km/sec**2

The computed RADIAL coefficients and errors FROM NLLST2 are:

c(1) = $0.294E+01 +/- 0.562E-01$ [solar radii]
c(2) = $0.625E-01 +/- 0.542E-02$ [radii/min]
c(2) = $0.724E+03 +/- 0.629E+02$ [km/sec]
c(3) = $-0.348E-03 +/- 0.115E-03$ [radii/min**2]
c(3) = $-0.135E+00 +/- 0.445E-01$ [km/sec**2]

The computed ERRORS in coefficients [BEVINGTON] are:

Approximate error in c(1) = $0.96528E-01$ [radii] Bevington pg 154 (8-30)

Exact error in c(1) = $0.37100E-01$ [radii] Bevington pg 154 (8-28)

Approximate error in c(2) = $0.83167E-02$ [radii/min] Bevington pg 154 (8-30)

Exact error in c(2) = $0.38627E-02$ [radii/min] Bevington pg 154 (8-28)

Approximate error in c(3) = $0.16149E-03$ [radii/min**] Bevington pg 154 (8-30)

Exact error in c(3) = $0.80207E-04$ [radii/min**] Bevington pg 154 (8-28)

ANGULAR INFORMATION:

ANGULAR ACCELERATION= 0.0000E+00 +/- 0.0000E+00[radians/sec**2]

The computed ANGULAR coefficients and errors FROM NLLST2 are:

a(1) = 150. +/- 0. [degrees]
a(2) = 0.000E+00 +/- 0.000E+00 [degrees/min]
a(2) = 0.000E+00 +/- 0.000E+00 [rad/sec]
a(3) = 0.000E+00 +/- 0.000E+00 [degrees/min**2]
a(3) = 0.000E+00 +/- 0.000E+00 [rad/sec**2]

THE TANGENTIAL AND TOTAL VELOCITIES AT EACH DATA POINT ARE:

The TANGENTIAL velocity at 7:13 = 0. km/sec
The TOTAL velocity at 7:13 = 619. km/sec

The TANGENTIAL velocity at 7:21 = 0. km/sec
The TOTAL velocity at 7:21 = 553. km/sec

The TANGENTIAL velocity at 7:29 = 0. km/sec
The TOTAL velocity at 7:29 = 485. km/sec

The TANGENTIAL velocity at 7:37 = 0. km/sec
The TOTAL velocity at 7:37 = 418. km/sec

The following info is for estimating goodness of the fit

Fit is ok [ier=1]

Standard Deviation in the height = 0.48
Standard Deviation in start time measurement = 0.929E+01
Value of reduced Chi Squared returned from nllst2 = 0.176E-03
Reduced Chi Squared = 0.145E-02
Chi Squared = 0.145E-02
The probability for exceeding chi square = 0.989E+00

For a second order fit 3 correlation coefficients are given:

(Using equation of motion: $r = a + bt + at^2$)

The correlation between the data and the term linear in time = 0.1048E+01

The correlation between the data and the time**2 term = 0.9563E+00

The correlation between the data and the complete equation of motion = 0.1002E+01

SEE BEVINGTON "Data Reduction and Error Analysis" [1969]