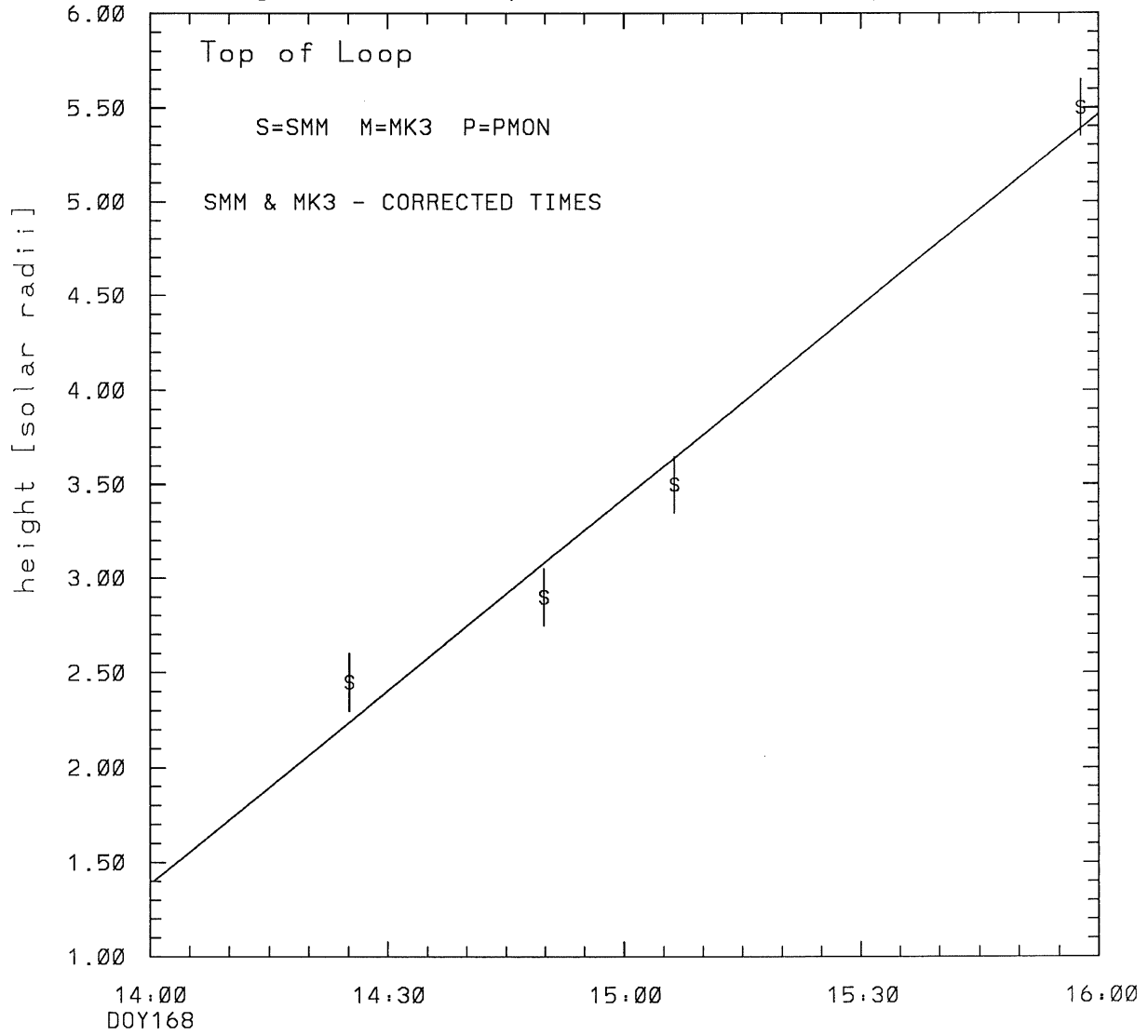


SMM C/P 1989 DOY168 300 +/- 0 degrees

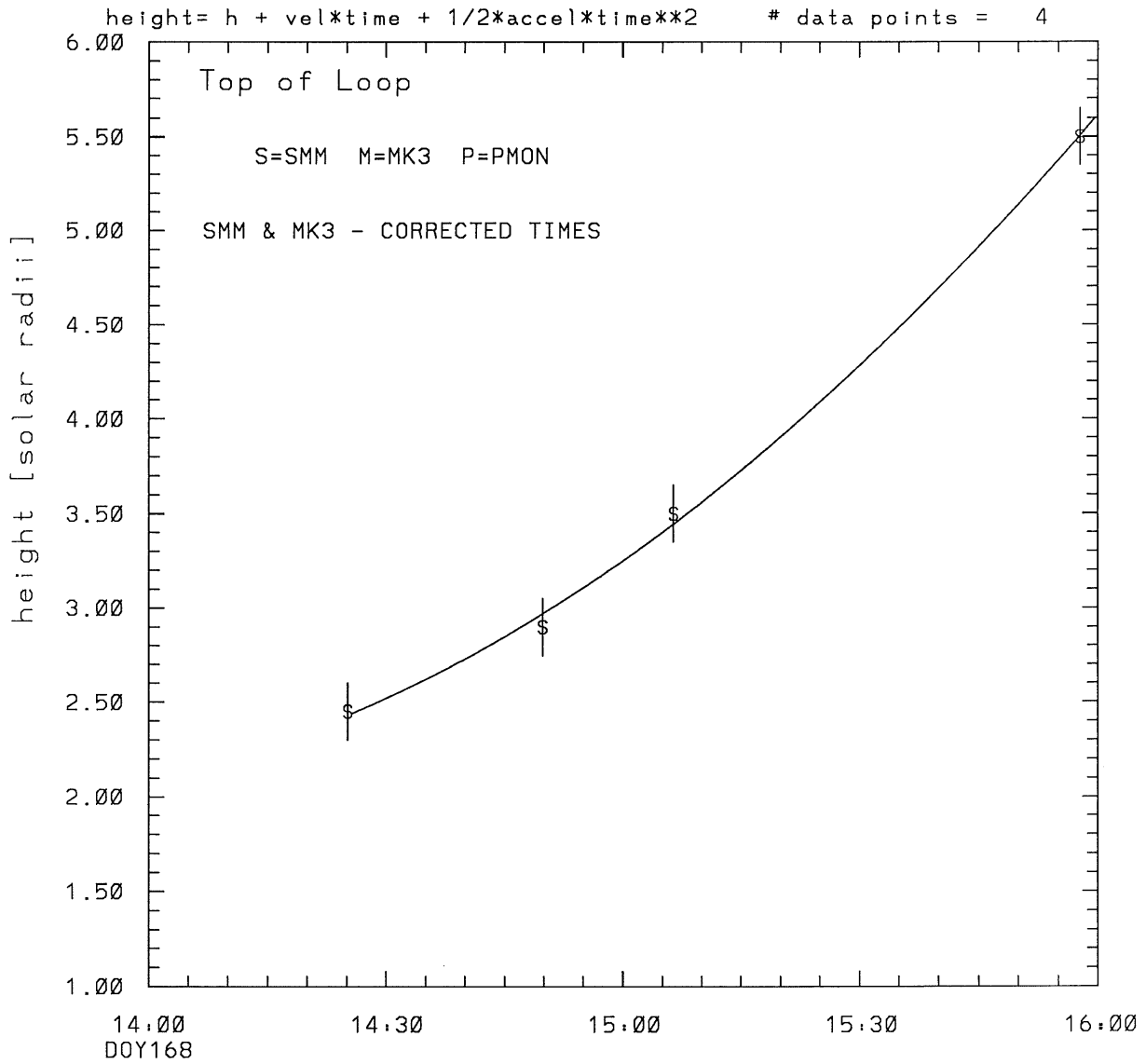
height = h + velocity*time

data points = 4



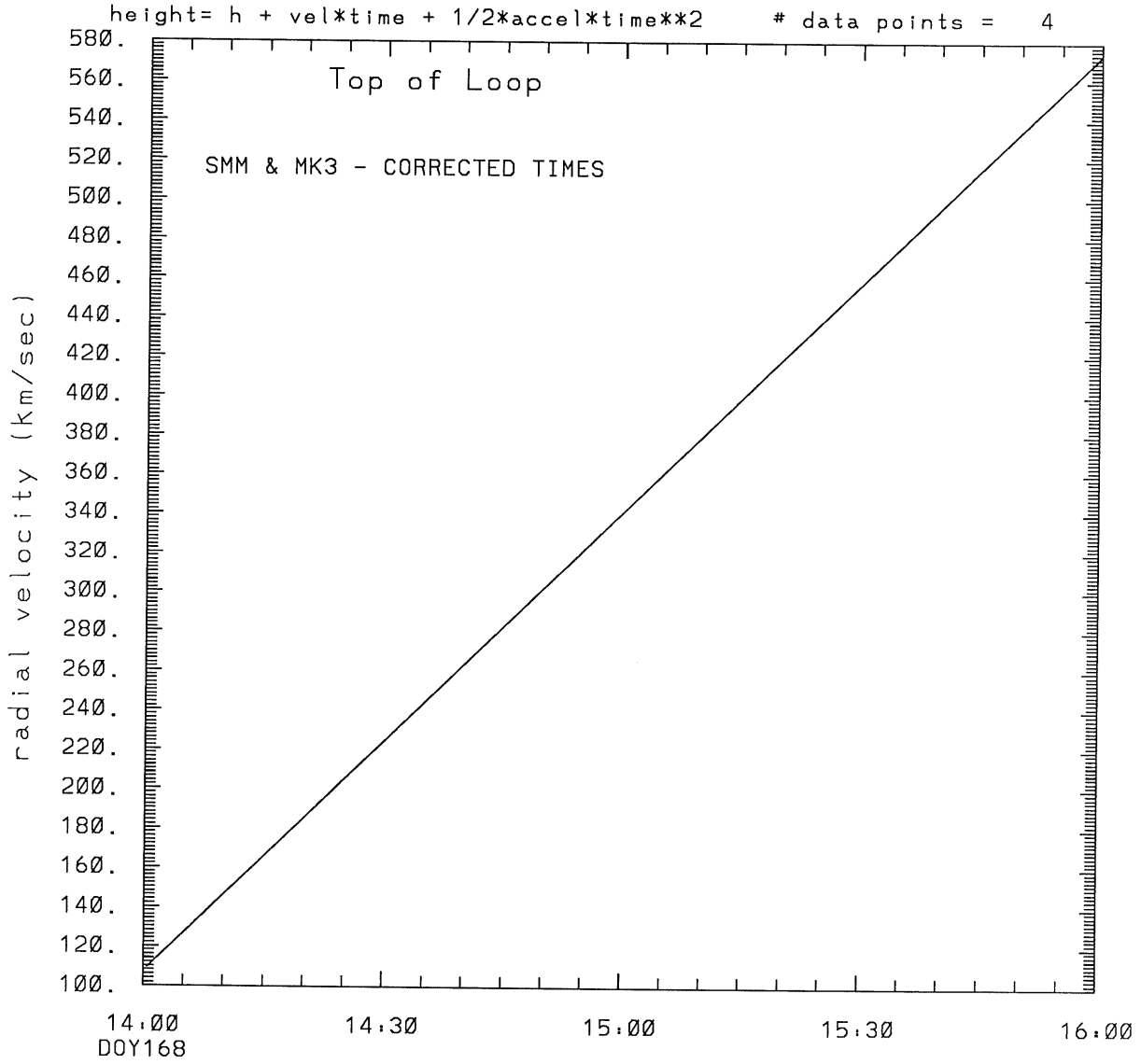
tstart=DOY168 13:49 +/- 1.2 [min.]
radial velocity= 394. +/- 33. [km/sec]

SMM C/P 1989 DOY168 300 +/- 0 degrees



tstart=DOY168 13:33 from derivative=0
Event begins at 1.96 Solar Radii
radial acceleration = 0.0648 +/- 0.0132 [km/sec**2]

SMM C/P 1989 DOY168 300 +/- 0 degrees



tstart=DOY168 13:33 from derivative=0
Event begins at 1.96 Solar Radii
radial acceleration=0.648E-01 km/sec**2

This is a 1 order run

INPUT:

year	doy	time	radii	radius	error in	angle	angle	error in	datatype
1989	168	14:25: 8	2.45	+/- 0.15	300.0	+/- 0.5			SMM
1989	168	14:49:53	2.90	+/- 0.15	300.0	+/- 0.5			SMM
1989	168	15: 6:24	3.50	+/- 0.15	300.0	+/- 1.0			SMM
1989	168	15:57:46	5.50	+/- 0.15	300.0	+/- 1.0			SMM

Structure being measured:
Top of Loop

OUTPUT:

START TIME:

Event began at t = 0 + -0.113E+02 +/- 0.120E+01 [minutes]
In more convenient units:
Event began at DOY 168 13:49 +/- 0.120E+01 [minutes]

Origin defined at DOY168 14: 0

RADIAL INFORMATION:

RADIAL VELOCITY = 394. +/- 33. km/sec

The computed RADIAL coefficients and errors FROM NLLST2 are:

c(1) = 0.138E+01 +/- 0.206E+00 [solar radii]
c(2) = 0.340E-01 +/- 0.282E-02 [radii/min]
c(2) = 0.394E+03 +/- 0.327E+02 [km/sec]
c(3) = 0.000E+00 +/- 0.000E+00 [radii/min**2]
c(3) = 0.000E+00 +/- 0.000E+00 [km/sec**2]

The computed ERRORS in coefficients [BEVINGTON] are:

error in c(1)= 0.25246E+00 [radii] see Bevington pg. 114
error in c(2)= 0.34518E-02 [radii/min] see Bevington pg. 114

ANGULAR INFORMATION:

ANGULAR VELOCITY = 0.0000E+00 +/- 0.0000E+00[radians/sec]

The computed ANGULAR coefficients and errors FROM NLLST2 are:

a(1) = 300. +/- 0. [degrees]
a(2) = 0.000E+00 +/- 0.000E+00 [degrees/min]
a(2) = 0.000E+00 +/- 0.000E+00 [rad/sec]
a(3) = 0.000E+00 +/- 0.000E+00 [degrees/min**2]
a(3) = 0.000E+00 +/- 0.000E+00 [rad/sec**2]

THE TANGENTIAL AND TOTAL VELOCITIES AT EACH DATA POINT ARE:

The TANGENTIAL velocity at 14:25 = 0. km/sec

The TOTAL velocity at 14:25 = 394. km/sec

The TANGENTIAL velocity at 14:49 = 0. km/sec

The TOTAL velocity at 14:49 = 394. km/sec

The TANGENTIAL velocity at 15: 6 = 0. km/sec

The TOTAL velocity at 15: 6 = 394. km/sec

The TANGENTIAL velocity at 15:57 = 0. km/sec

The TOTAL velocity at 15:57 = 394. km/sec

The following info is for estimating goodness of the fit

Fit is ok [ier=1]

Standard Deviation in the height = 1.35

Standard Deviation in start time measurement = 0.339E+02

Error in time = 0.97419E+01 using best fit method

See Taylor Error Analysis [Univ of Colorado] pg.78

Value of reduced Chi Squared returned from nllst2 = 0.366E-01

Reduced Chi Squared = 0.110E+00

Chi Squared = 0.220E+00

The probability for exceeding chi square = 0.964E+00

The correlation coefficient = 0.990E+00

The probability that no LINEAR correlation exists between the variables = 0.1015E-01

SEE BEVINGTON "Data Reduction and Error Analysis" [1969]

This is a 2 order run

INPUT:

year	doy	time	radii	radius	error in	angle	error in	datatype
1989	168	14:25: 8	2.45	+/- 0.15	300.0	+/- 0.5	SMM	
1989	168	14:49:53	2.90	+/- 0.15	300.0	+/- 0.5	SMM	
1989	168	15: 6:24	3.50	+/- 0.15	300.0	+/- 1.0	SMM	
1989	168	15:57:46	5.50	+/- 0.15	300.0	+/- 1.0	SMM	

Structure being measured:

Top of Loop

OUTPUT:

START TIME:

tstart=DOY168 13:33 from derivative = 0

Event begins at 1.96 Solar Radii

Origin defined at DOY168 14: 0

RADIAL INFORMATION:

RADIAL ACCELERATION = 0.648E-01 +/- 0.132E-01 km/sec**2

The computed RADIAL coefficients and errors FROM NLLST2 are:

c(1) = 0.209E+01 +/- 0.160E+00 [solar radii]
c(2) = 0.925E-02 +/- 0.513E-02 [radii/min]
c(2) = 0.107E+03 +/- 0.595E+02 [km/sec]
c(3) = 0.168E-03 +/- 0.341E-04 [radii/min**2]
c(3) = 0.648E-01 +/- 0.132E-01 [km/sec**2]

The computed ERRORS in coefficients [BEVINGTON] are:

Approximate error in c(1) = 0.22608E+00 [radii] Bevington pg 154 (8-30)
Exact error in c(1) = 0.79320E-01 [radii] Bevington pg 154 (8-28)
Approximate error in c(2) = 0.72495E-02 [radii/min] Bevington pg 154 (8-30)
Exact error in c(2) = 0.33568E-02 [radii/min] Bevington pg 154 (8-28)
Approximate error in c(3) = 0.48255E-04 [radii/min**] Bevington pg 154 (8-30)
Exact error in c(3) = 0.23036E-04 [radii/min**] Bevington pg 154 (8-28)

ANGULAR INFORMATION:

ANGULAR ACCELERATION= 0.0000E+00 +/- 0.0000E+00[radians/sec**2]

The computed ANGULAR coefficients and errors FROM NLLST2 are:

a(1) = 300. +/- 0. [degrees]
a(2) = 0.000E+00 +/- 0.000E+00 [degrees/min]
a(2) = 0.000E+00 +/- 0.000E+00 [rad/sec]
a(3) = 0.000E+00 +/- 0.000E+00 [degrees/min**2]
a(3) = 0.000E+00 +/- 0.000E+00 [rad/sec**2]

THE TANGENTIAL AND TOTAL VELOCITIES AT EACH DATA POINT ARE:

The TANGENTIAL velocity at 14:25 = 0. km/sec

The TOTAL velocity at 14:25 = 205. km/sec

The TANGENTIAL velocity at 14:49 = 0. km/sec

The TOTAL velocity at 14:49 = 301. km/sec

The TANGENTIAL velocity at 15: 6 = 0. km/sec

The TOTAL velocity at 15: 6 = 366. km/sec

The TANGENTIAL velocity at 15:57 = 0. km/sec

The TOTAL velocity at 15:57 = 565. km/sec

The following info is for estimating goodness of the fit

Fit is ok [ier=1]

Standard Deviation in the height = 1.35

Standard Deviation in start time measurement = 0.339E+02

Value of reduced Chi Squared returned from nllst2 = 0.420E-02

Reduced Chi Squared = 0.195E-01

Chi Squared = 0.195E-01

The probability for exceeding chi square = 0.948E+00

For a second order fit 3 correlation coefficients are given:

(Using equation of motion: $r = a + bt + at^{**2}$)

The correlation between the data and the term linear in time = 0.9898E+00

The correlation between the data and the time**2 term = 0.9980E+00

The correlation between the data and the complete equation of motion = 0.9985E+00

SEE BEVINGTON "Data Reduction and Error Analysis" [1969]

Top of Loop, 2nd order [13:33]

Top of Loop center = 296°

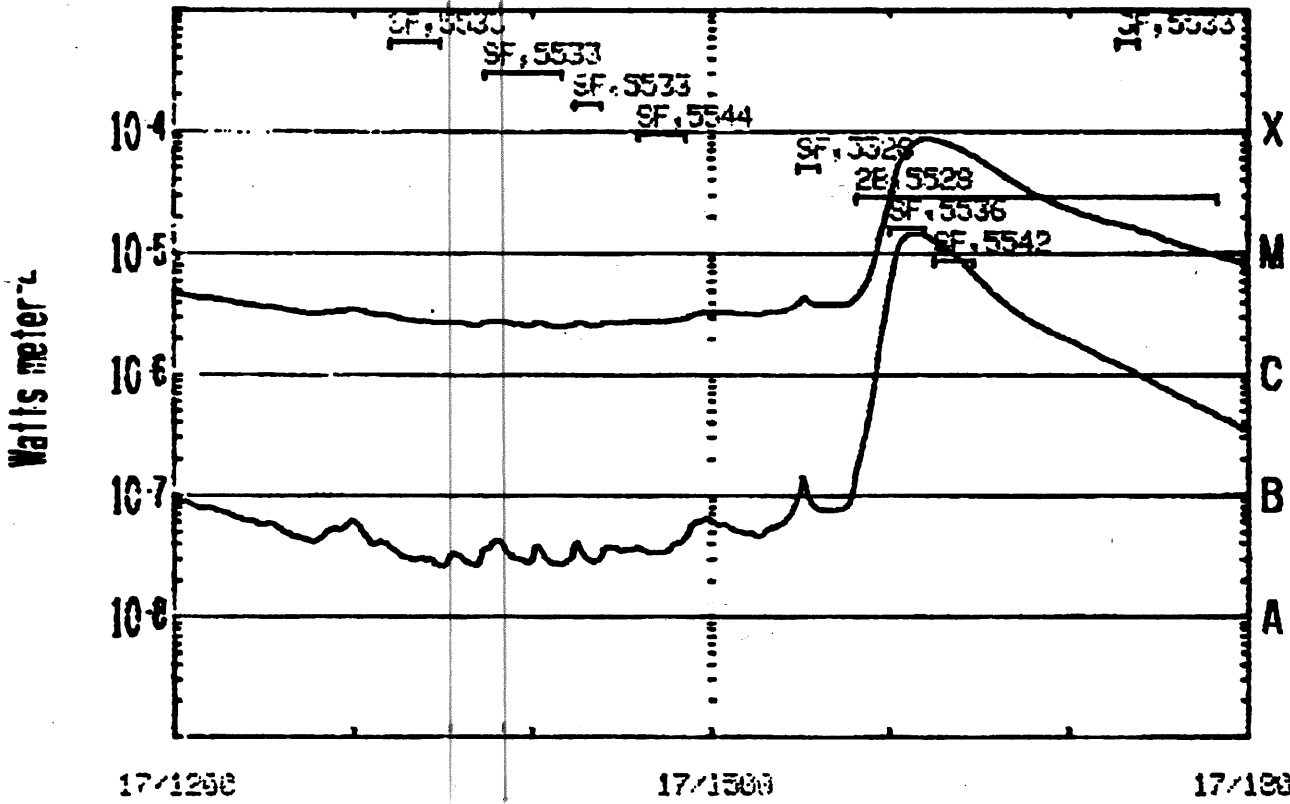
[13:49], 1st order

1989 Day 168

STOP
Ret..

BEGIN: 17 JUN 89

RAW and OPTICAL DATA TOGETHER



GOES 7 0.5-4.0A GOES 7 1.0-8.0A
OPTICAL FLARES

17/1200

17/1500

17/1800

SAA's
NIGHT

GOES-7 1 MIN DATA: OPTICAL FLARE DUR. IMP. REGION

RUN: 1982UT
19 JUN 89