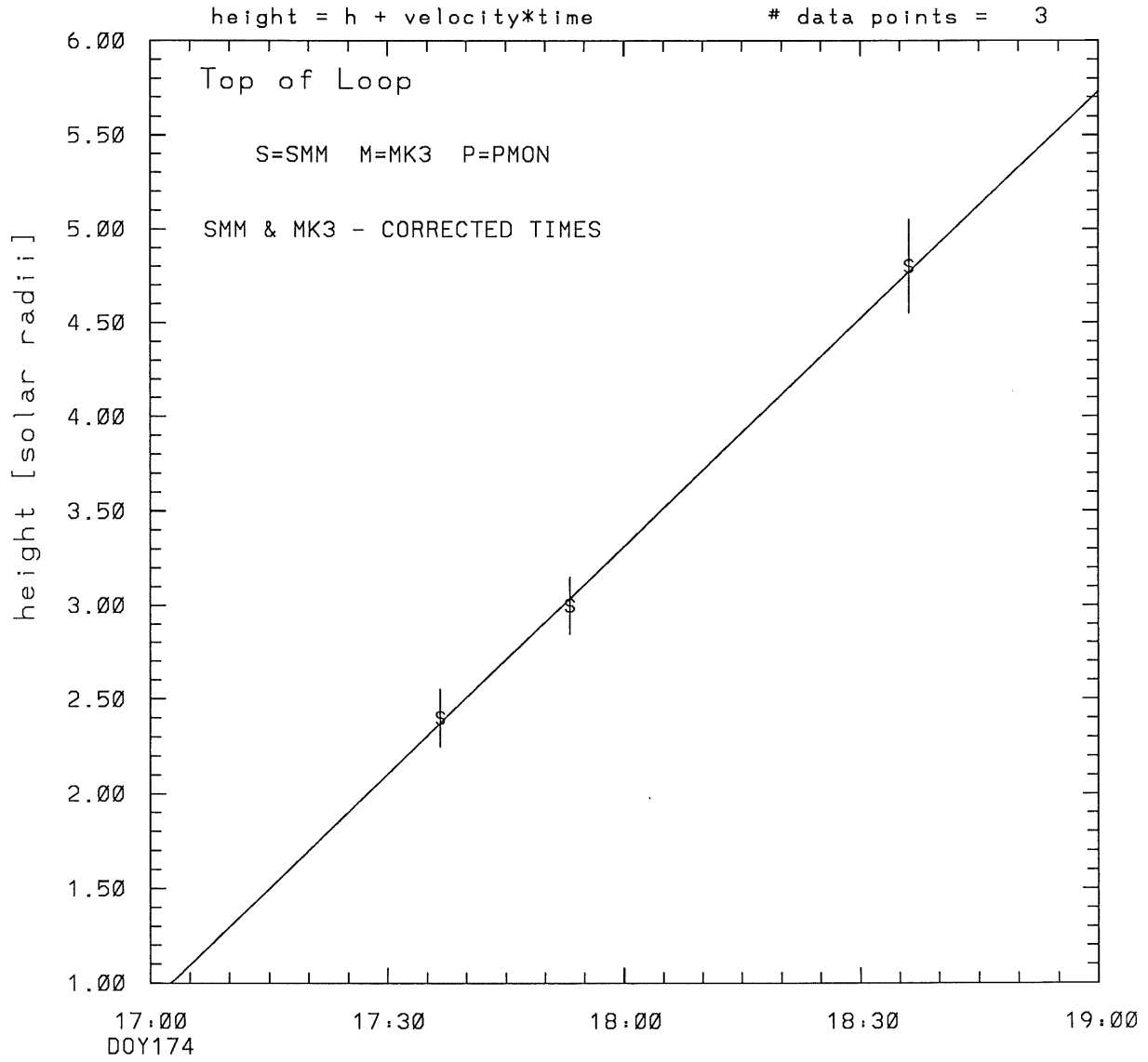
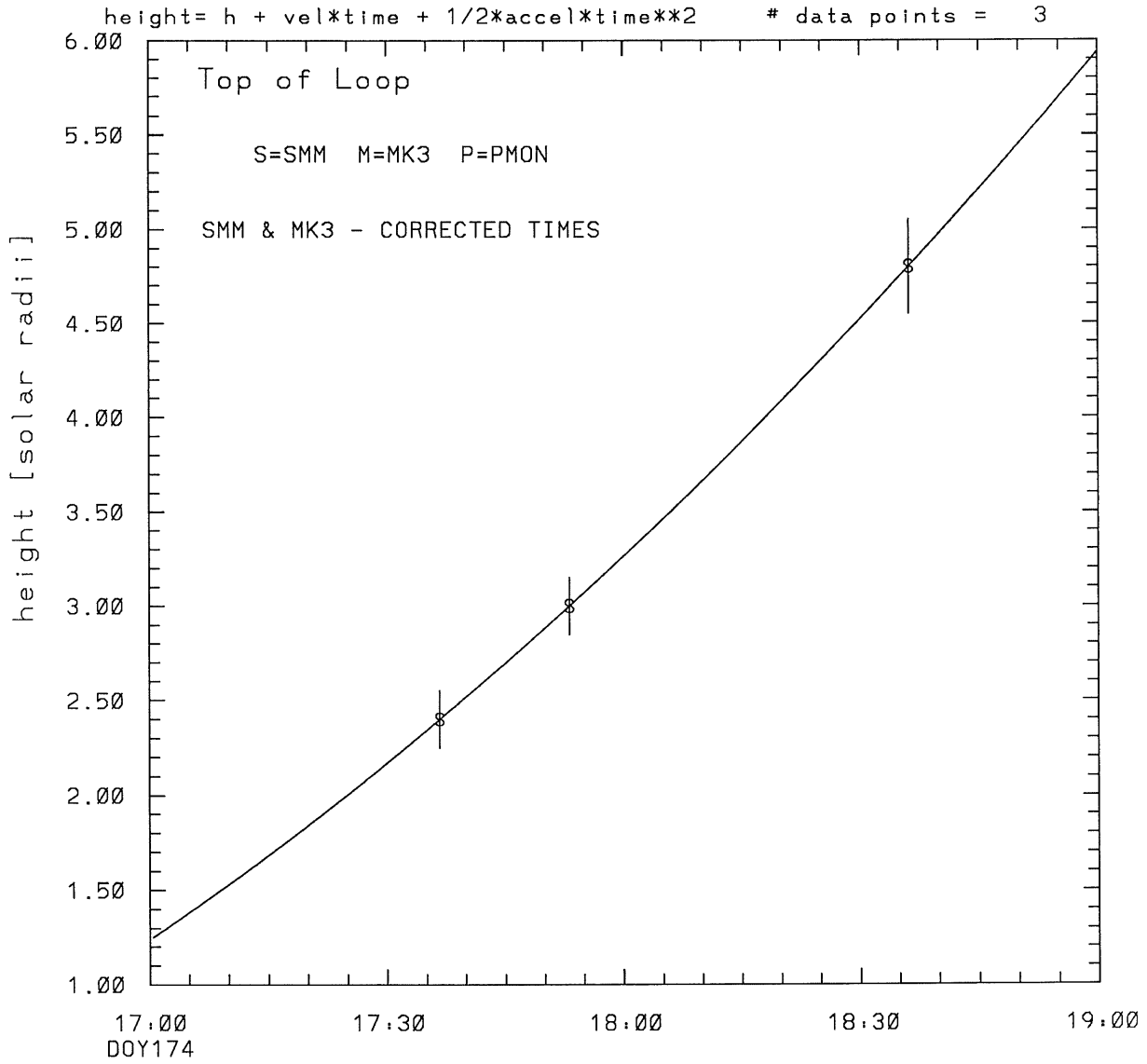


SMM C/P 1989 DOY174 264 +/- 0 degrees



tstart=DOY174 17: 3 +/- 0.1 [min.]  
radial velocity= 467. +/- 13. [km/sec]

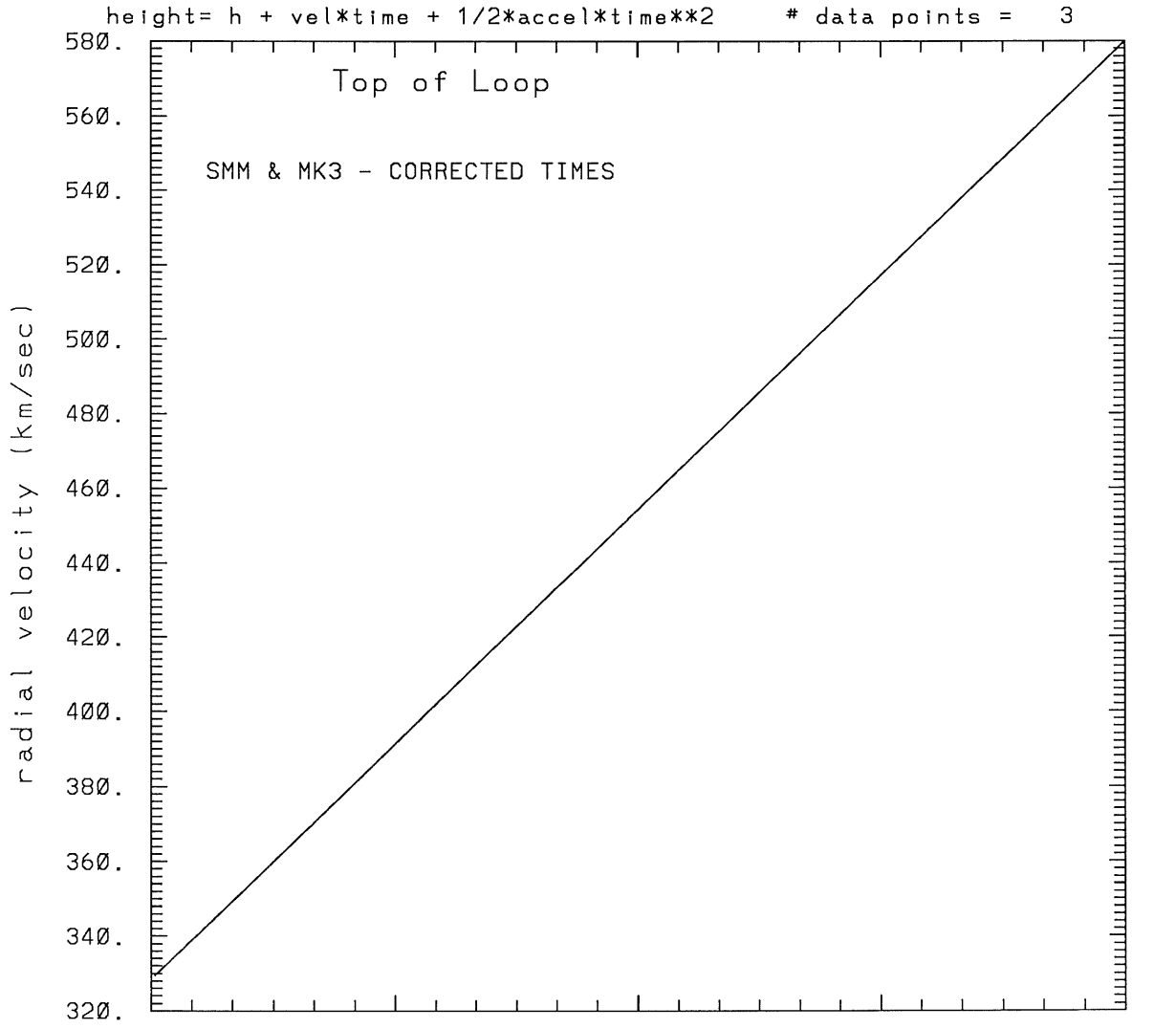
SMM C/P 1989 DOY174 264 +/- 0 degrees



tstart=DOY174 16:53 +/- 0.0 [min.]

radial acceleration = 0.0349 +/- 0.0000 [km/sec\*\*2]

SMM C/P 1989 DOY174 264 +/- 0 degrees



17:00  
DOY174

17:30

18:00

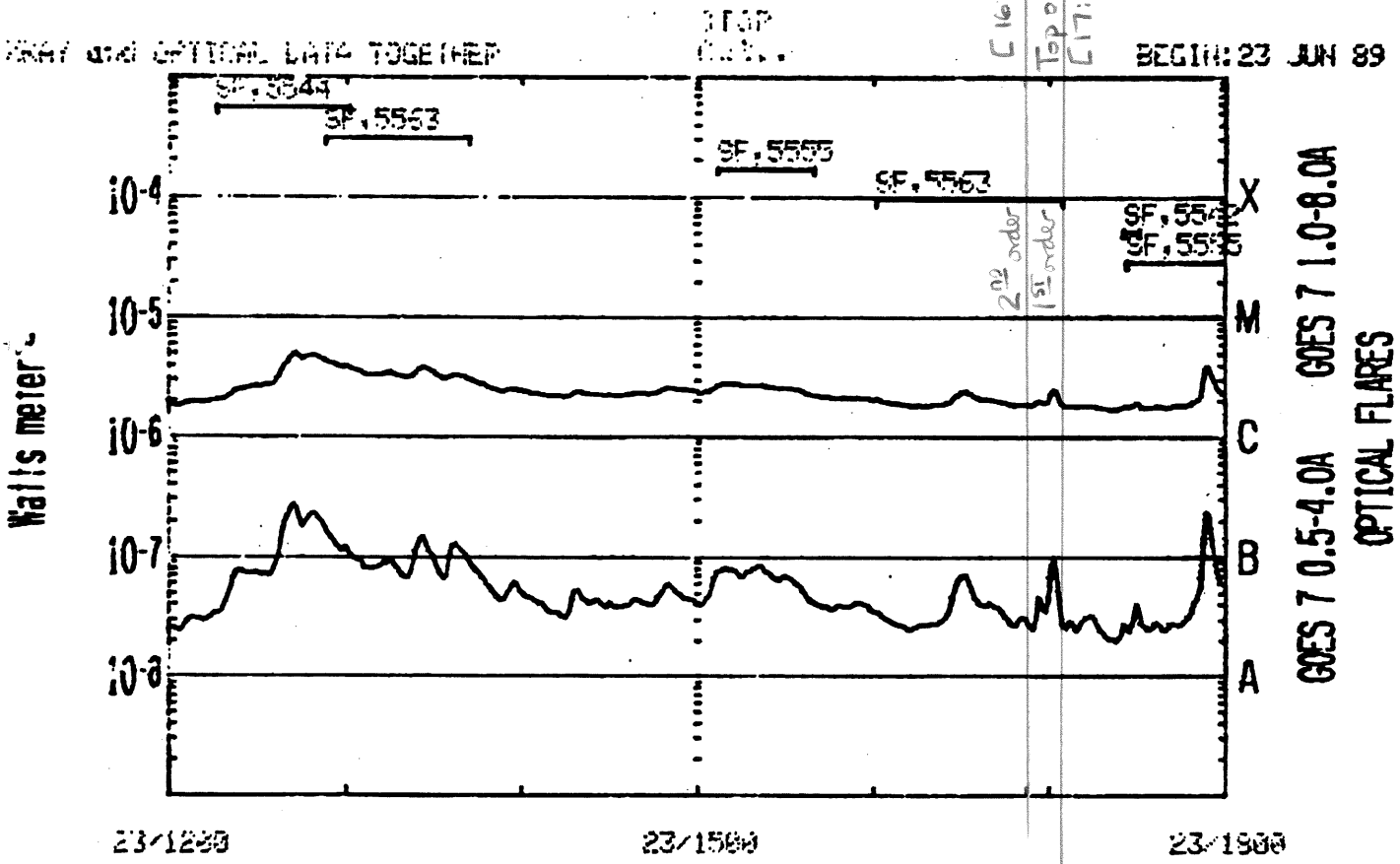
18:30

19:00

tstart=DOY174 16:53 +/- 0.0 [min.]

radial acceleration=0.349E-01 km/sec\*\*2

1989 DOY 174



GOES-7 1 MIN DATA: OPTICAL FLARE DUR. IMP. REGION

SAA's NIGHT  
RUN: 1643UT  
25 JUN 89

\*\*\*\*\*  
This is a 1 order run  
\*\*\*\*\*

\*\*\*\*\*  
INPUT:  
\*\*\*\*\*

year	day	time	radii	error in radius	angle	error in angle	datatype
1989	174	17:36:43	2.40	+/- 0.15	264.0	+/- 0.5	SMM
1989	174	17:53:11	3.00	+/- 0.15	264.0	+/- 1.0	SMM
1989	174	18:36:14	4.80	+/- 0.25	264.0	+/- 1.0	SMM

\*\*\*\*\*  
Structure being measured:  
Top of Loop  
\*\*\*\*\*

\*\*\*\*\*  
OUTPUT:  
\*\*\*\*\*

START TIME:

Event began at  $t = 0 + 0.264E+01 \pm 0.135E+00$  [minutes]  
In more convenient units:  
Event began at DOY 174 17: 3  $\pm 0.135E+00$  [minutes]

Origin defined at DOY174 17: 0

RADIAL INFORMATION:

RADIAL VELOCITY =  $467. \pm 13.$  km/sec

The computed RADIAL coefficients and errors FROM NLLST2 are:

$c(1) = 0.894E+00 \pm 0.633E-01$  [solar radii]  
 $c(2) = 0.403E-01 \pm 0.112E-02$  [radii/min]  
 $c(2) = 0.467E+03 \pm 0.130E+02$  [km/sec]  
 $c(3) = 0.000E+00 \pm 0.000E+00$  [radii/min\*\*2]  
 $c(3) = 0.000E+00 \pm 0.000E+00$  [km/sec\*\*2]

The computed ERRORS in coefficients [BEVINGTON] are:

error in  $c(1) = 0.82568E-01$  [radii] see Bevington pg. 114  
error in  $c(2) = 0.12337E-02$  [radii/min] see Bevington pg. 114

ANGULAR INFORMATION:

ANGULAR VELOCITY =  $0.0000E+00 \pm 0.0000E+00$  [radians/sec]

The computed ANGULAR coefficients and errors FROM NLLST2 are:

a(1) = 264. +/- 0. [degrees]  
a(2) = 0.000E+00 +/- 0.000E+00 [degrees/min]  
a(2) = 0.000E+00 +/- 0.000E+00 [rad/sec]  
a(3) = 0.000E+00 +/- 0.000E+00 [degrees/min\*\*2]  
a(3) = 0.000E+00 +/- 0.000E+00 [rad/sec\*\*2]

THE TANGENTIAL AND TOTAL VELOCITIES AT EACH DATA POINT ARE:

The TANGENTIAL velocity at 17:36 = 0. km/sec

The TOTAL velocity at 17:36 = 467. km/sec

The TANGENTIAL velocity at 17:53 = 0. km/sec

The TOTAL velocity at 17:53 = 467. km/sec

The TANGENTIAL velocity at 18:36 = 0. km/sec

The TOTAL velocity at 18:36 = 467. km/sec

\*\*\*\*\*

The following info is for estimating goodness of the fit

\*\*\*\*\*

Fit is ok [ier=1]

Standard Deviation in the height = 1.25

Standard Deviation in start time measurement = 0.251E+02

Error in time = 0.13306E+01 using best fit method

See Taylor Error Analysis [Univ of Colorado] pg.78

Value of reduced Chi Squared returned from nllst2 = 0.150E-02

Reduced Chi Squared = 0.584E-02

Chi Squared = 0.584E-02

The probability for exceeding chi square = 0.969E+00

The correlation coefficient = 0.100E+01

The probability that no LINEAR correlation exists between the variables = 0.1824E-01

SEE BEVINGTON "Data Reduction and Error Analysis" [1969]

\*\*\*\*\*

This is a 2 order run

\*\*\*\*\*

\*\*\*\*\*

INPUT:

\*\*\*\*\*

year	day	time	radii	error in radius	angle	error in angle	datatype
1989	174	17:36:43	2.40	+/- 0.15	264.0	+/- 0.5	SMM
1989	174	17:53:11	3.00	+/- 0.15	264.0	+/- 1.0	SMM
1989	174	18:36:14	4.80	+/- 0.25	264.0	+/- 1.0	SMM

\*\*\*\*\*

Structure being measured:

Top of Loop

\*\*\*\*\*

\*\*\*\*\*

OUTPUT:

\*\*\*\*\*

START TIME:

Event began at  $t = 0 + -0.866E+01 +/- 0.000E+00$  [minutes]

In more convenient units:

Event began at DOY 174 16:53 +/- 0.000E+00 [minutes]

Origin defined at DOY174 17: 0

RADIAL INFORMATION:

RADIAL ACCELERATION =  $0.349E-01 +/- 0.372E-06$  km/sec\*\*2

The computed RADIAL coefficients and errors FROM NLLST2 are:

c(1) =  $0.124E+01 +/- 0.380E-05$  [solar radii]  
c(2) =  $0.283E-01 +/- 0.129E-06$  [radii/min]  
c(2) =  $0.328E+03 +/- 0.149E-02$  [km/sec]  
c(3) =  $0.903E-04 +/- 0.963E-09$  [radii/min\*\*2]  
c(3) =  $0.349E-01 +/- 0.372E-06$  [km/sec\*\*2]

ANGULAR INFORMATION:

ANGULAR ACCELERATION=  $0.0000E+00 +/- 0.0000E+00$ [radians/sec\*\*2]

The computed ANGULAR coefficients and errors FROM NLLST2 are:

a(1) = 264. +/- 0. [degrees]  
a(2) =  $0.000E+00 +/- 0.000E+00$  [degrees/min]  
a(2) =  $0.000E+00 +/- 0.000E+00$  [rad/sec]  
a(3) =  $0.000E+00 +/- 0.000E+00$  [degrees/min\*\*2]

$$a(3) = 0.000E+00 \pm 0.000E+00 \text{ [rad/sec**2]}$$

THE TANGENTIAL AND TOTAL VELOCITIES AT EACH DATA POINT ARE:

The TANGENTIAL velocity at 17:36 = 0. km/sec

The TOTAL velocity at 17:36 = 405. km/sec

The TANGENTIAL velocity at 17:53 = 0. km/sec

The TOTAL velocity at 17:53 = 440. km/sec

The TANGENTIAL velocity at 18:36 = 0. km/sec

The TOTAL velocity at 18:36 = 530. km/sec

\*\*\*\*\*

The following info is for estimating goodness of the fit

\*\*\*\*\*

Number data points = number of coefficients. No error analysis is possible.

Correlation coefficient is not computable!