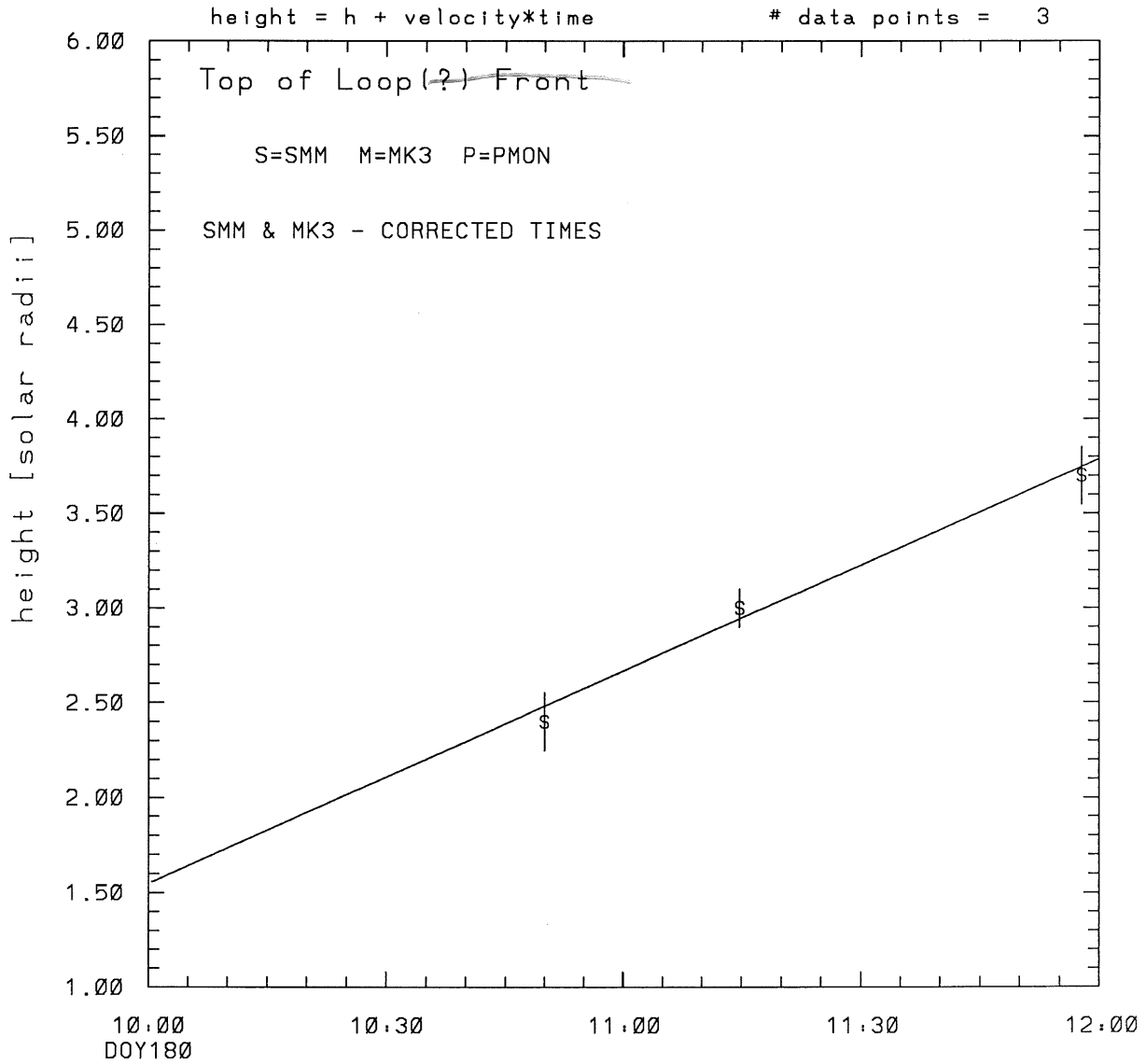
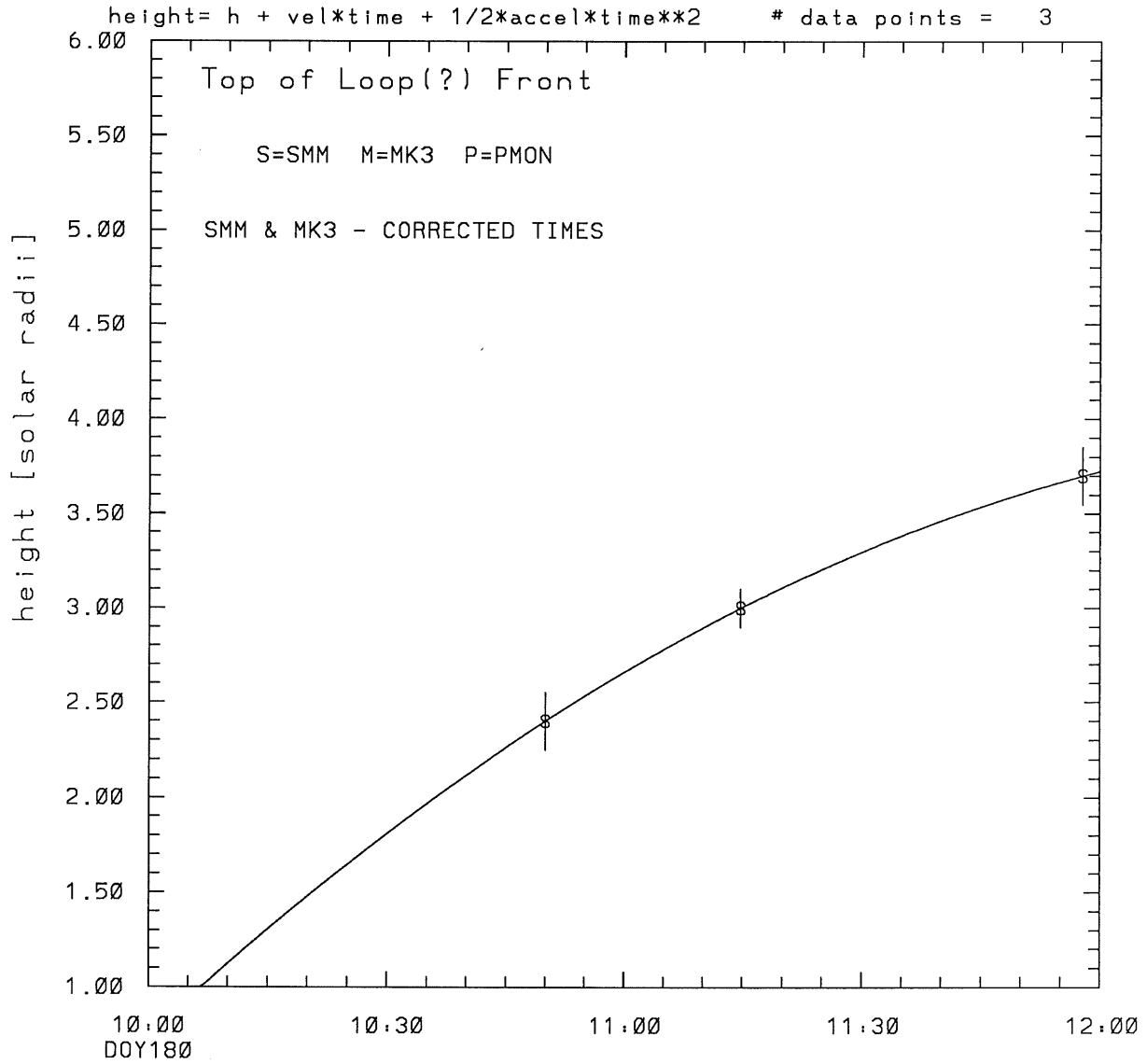


SMM C/P 1989 DOY180 300 +/- 0 degrees



tstart=DOY180 9:31 +/- 3.0 [min.]
radial velocity= 216. +/- 21. [km/sec]

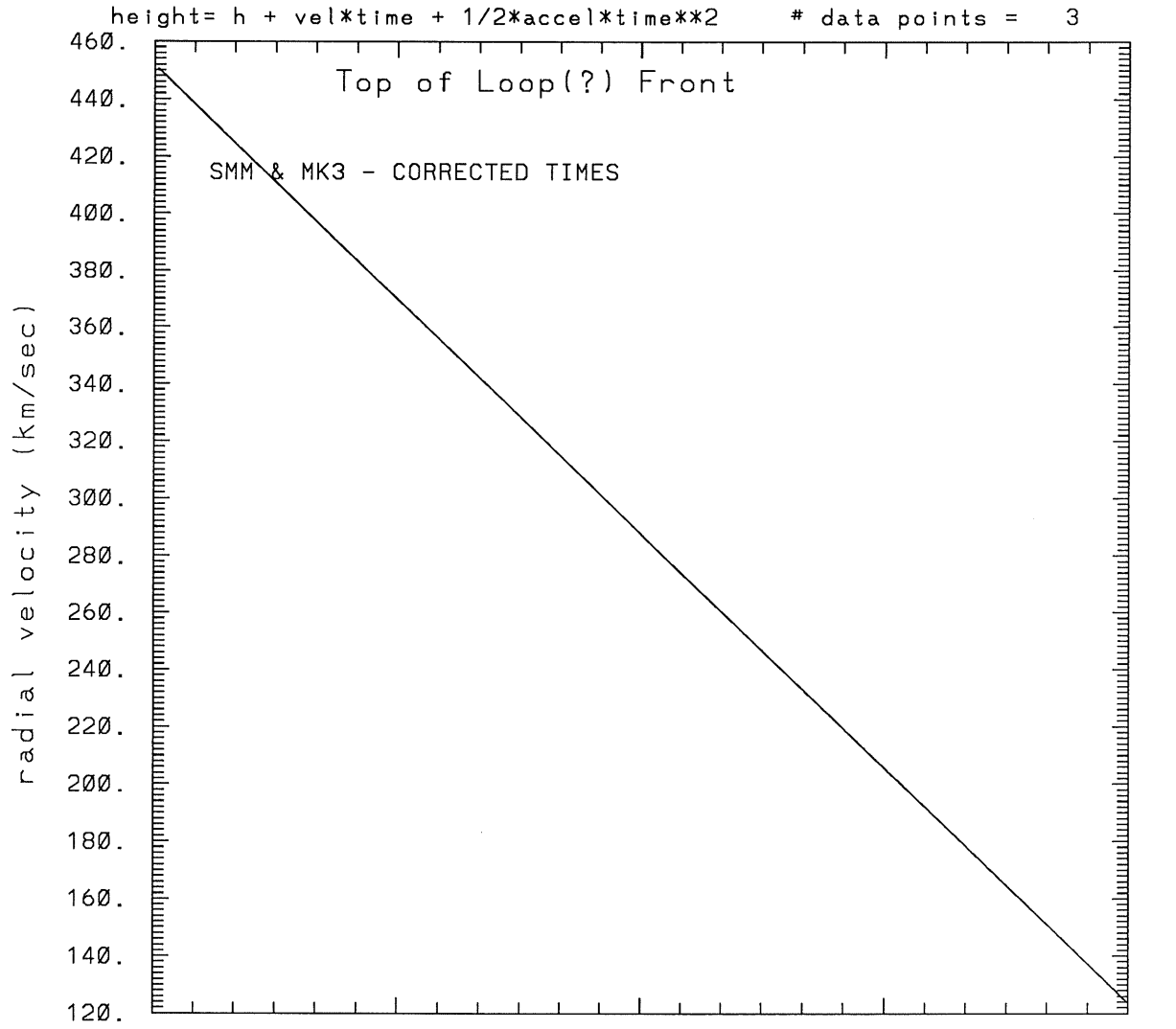
SMM C/P 1989 DOY180 300 +/- 0 degrees



tstart=DOY180 10: 7 +/- 0.0 [min.]

radial acceleration=-0.0456 +/- 0.0000 [km/sec**2]

SMM C/P 1989 DOY180 300 +/- 0 degrees



10:00
DOY180

10:30

11:00

11:30

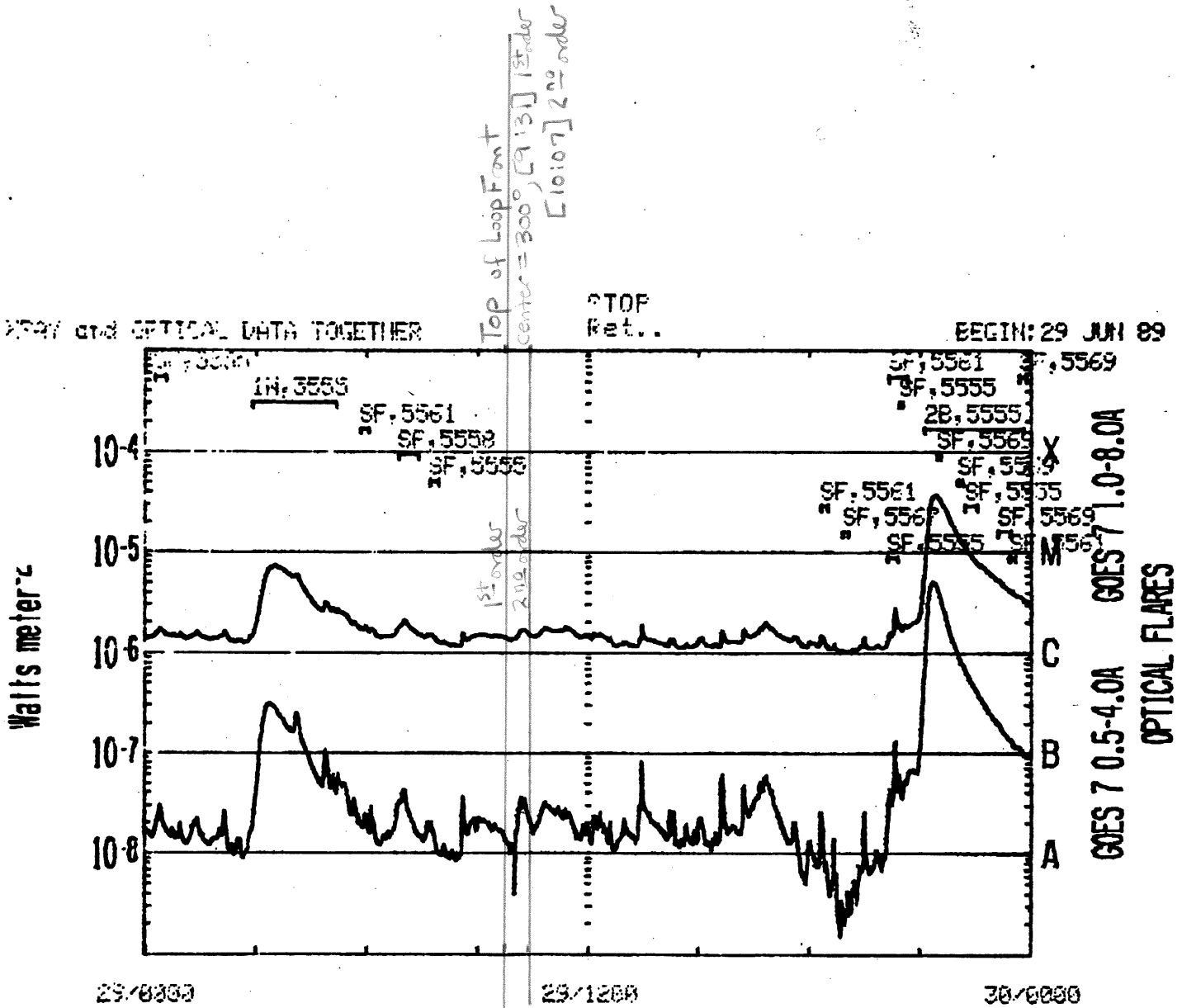
12:00

tstart=DOY180 10: 7 +/- 0.0 [min.]

radial acceleration=-.456E-01 km/sec**2

→ 24 Hour Plot ←

1989 007 180



→ 24 Hour Plot ←

This is a 1 order run

INPUT:

year	day	time	radii	error in radius	angle	error in angle	datatype
1989	180	10:50:1	2.40	+/- 0.15	300.0	+/- 0.5	SMM
1989	180	11:14:46	3.00	+/- 0.10	300.0	+/- 0.5	SMM
1989	180	11:57:51	3.70	+/- 0.15	300.0	+/- 1.0	SMM

Structure being measured:
Top of Loop(?) Front

OUTPUT:

START TIME:

Event began at $t = 0 + -0.294E+02 +/- 0.296E+01$ [minutes]
In more convenient units:
Event began at DOY 180 9:31 +/- 0.296E+01 [minutes]

Origin defined at DOY180 10: 0

RADIAL INFORMATION:

RADIAL VELOCITY = 216. +/- 21. km/sec

The computed RADIAL coefficients and errors FROM NLLST2 are:

$c(1) = 0.155E+01 +/- 0.152E+00$ [solar radii]
 $c(2) = 0.187E-01 +/- 0.184E-02$ [radii/min]
 $c(2) = 0.216E+03 +/- 0.213E+02$ [km/sec]
 $c(3) = 0.000E+00 +/- 0.000E+00$ [radii/min**2]
 $c(3) = 0.000E+00 +/- 0.000E+00$ [km/sec**2]

The computed ERRORS in coefficients [BEVINGTON] are:

error in $c(1) = 0.19354E+00$ [radii] see Bevington pg. 114
error in $c(2) = 0.22610E-02$ [radii/min] see Bevington pg. 114

ANGULAR INFORMATION:

ANGULAR VELOCITY = 0.0000E+00 +/- 0.0000E+00 [radians/sec]

The computed ANGULAR coefficients and errors FROM NLLST2 are:

a(1) = 300. +/- 0. [degrees]
a(2) = 0.000E+00 +/- 0.000E+00 [degrees/min]
a(2) = 0.000E+00 +/- 0.000E+00 [rad/sec]
a(3) = 0.000E+00 +/- 0.000E+00 [degrees/min**2]
a(3) = 0.000E+00 +/- 0.000E+00 [rad/sec**2]

THE TANGENTIAL AND TOTAL VELOCITIES AT EACH DATA POINT ARE:

The TANGENTIAL velocity at 10:50 = 0. km/sec

The TOTAL velocity at 10:50 = 216. km/sec

The TANGENTIAL velocity at 11:14 = 0. km/sec

The TOTAL velocity at 11:14 = 216. km/sec

The TANGENTIAL velocity at 11:57 = 0. km/sec

The TOTAL velocity at 11:57 = 216. km/sec

The following info is for estimating goodness of the fit

Fit is ok [ier=1]

Standard Deviation in the height = 0.65

Standard Deviation in start time measurement = 0.280E+02

Error in time = 0.58842E+01 using best fit method

See Taylor Error Analysis [Univ of Colorado] pg.78

Value of reduced Chi Squared returned from nllst2 = 0.568E-02

Reduced Chi Squared = 0.197E-01

Chi Squared = 0.197E-01

The probability for exceeding chi square = 0.940E+00

The correlation coefficient = 0.994E+00

The probability that no LINEAR correlation exists between the variables = 0.7029E-01

SEE BEVINGTON "Data Reduction and Error Analysis" [1969]

This is a 2 order run

INPUT:

year	day	time	radii	error in radius	angle	error in angle	datatype
1989	180	10:50:1	2.40	+/- 0.15	300.0	+/- 0.5	SMM
1989	180	11:14:46	3.00	+/- 0.10	300.0	+/- 0.5	SMM
1989	180	11:57:51	3.70	+/- 0.15	300.0	+/- 1.0	SMM

Structure being measured:
Top of Loop(?) Front

OUTPUT:

START TIME:

Event began at $t = 0 + 0.664E+01 \pm 0.000E+00$ [minutes]

In more convenient units:

Event began at DOY 180 10: 7 $\pm 0.000E+00$ [minutes]

Origin defined at DOY180 10: 0

RADIAL INFORMATION:

RADIAL ACCELERATION = $-0.456E-01 \pm 0.367E-06$ km/sec**2

The computed RADIAL coefficients and errors FROM NLLST2 are:

c(1) = $0.747E+00 \pm 0.669E-05$ [solar radii]
c(2) = $0.389E-01 \pm 0.165E-06$ [radii/min]
c(2) = $0.452E+03 \pm 0.191E-02$ [km/sec]
c(3) = $-0.118E-03 \pm 0.950E-09$ [radii/min**2]
c(3) = $-0.456E-01 \pm 0.367E-06$ [km/sec**2]

ANGULAR INFORMATION:

ANGULAR ACCELERATION= $0.0000E+00 \pm 0.0000E+00$ [radians/sec**2]

The computed ANGULAR coefficients and errors FROM NLLST2 are:

a(1) = $300. \pm 0.$ [degrees]
a(2) = $0.000E+00 \pm 0.000E+00$ [degrees/min]
a(2) = $0.000E+00 \pm 0.000E+00$ [rad/sec]
a(3) = $0.000E+00 \pm 0.000E+00$ [degrees/min**2]

$$a(3) = 0.000E+00 +/- 0.000E+00 \text{ [rad/sec**2]}$$

THE TANGENTIAL AND TOTAL VELOCITIES AT EACH DATA POINT ARE:

The TANGENTIAL velocity at 10:50 = 0. km/sec

The TOTAL velocity at 10:50 = 315. km/sec

The TANGENTIAL velocity at 11:14 = 0. km/sec

The TOTAL velocity at 11:14 = 247. km/sec

The TANGENTIAL velocity at 11:57 = 0. km/sec

The TOTAL velocity at 11:57 = 130. km/sec

The following info is for estimating goodness of the fit

Number data points = number of coefficients. No error analysis is possible.

Correlation coefficient is not computable!