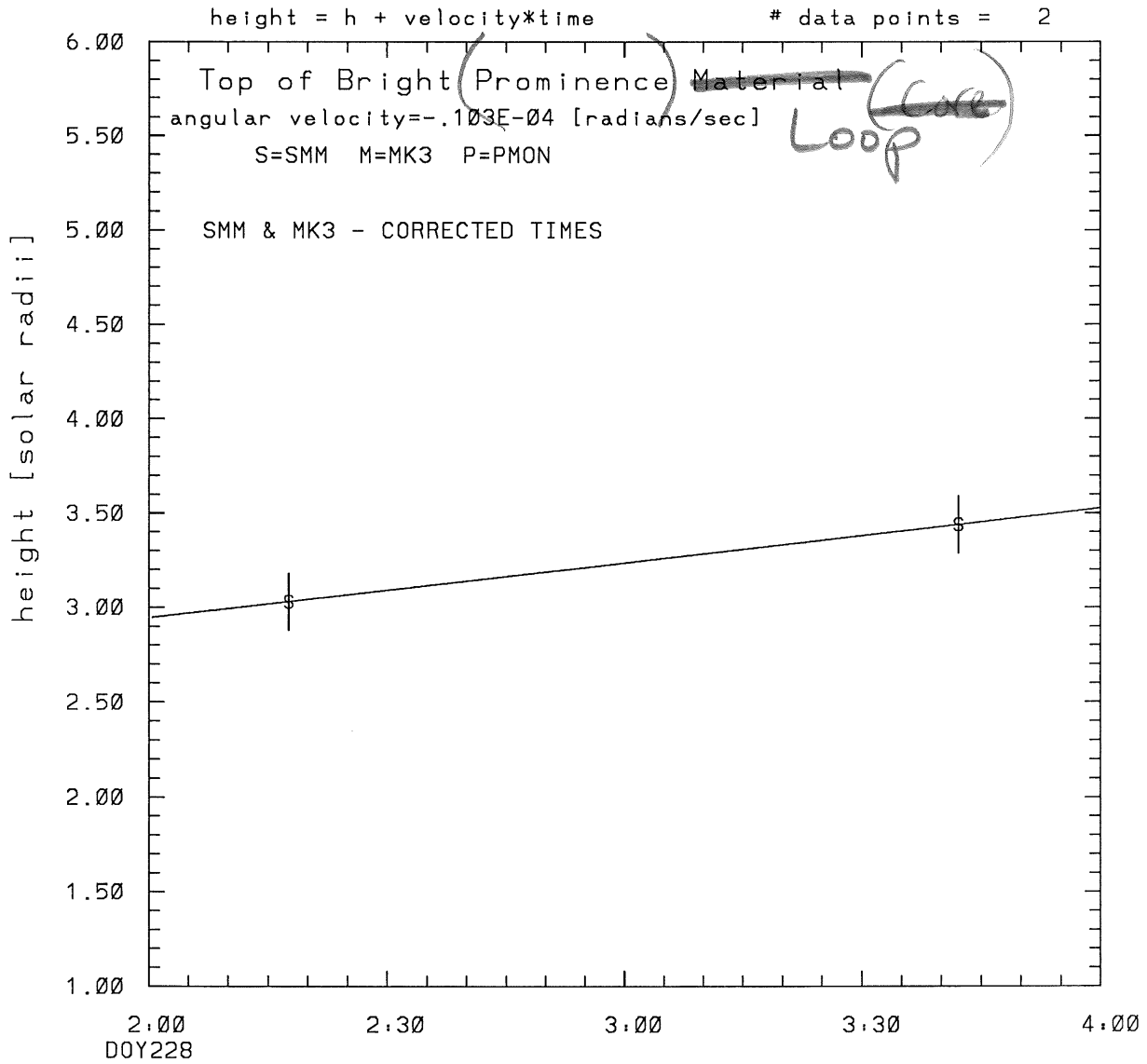


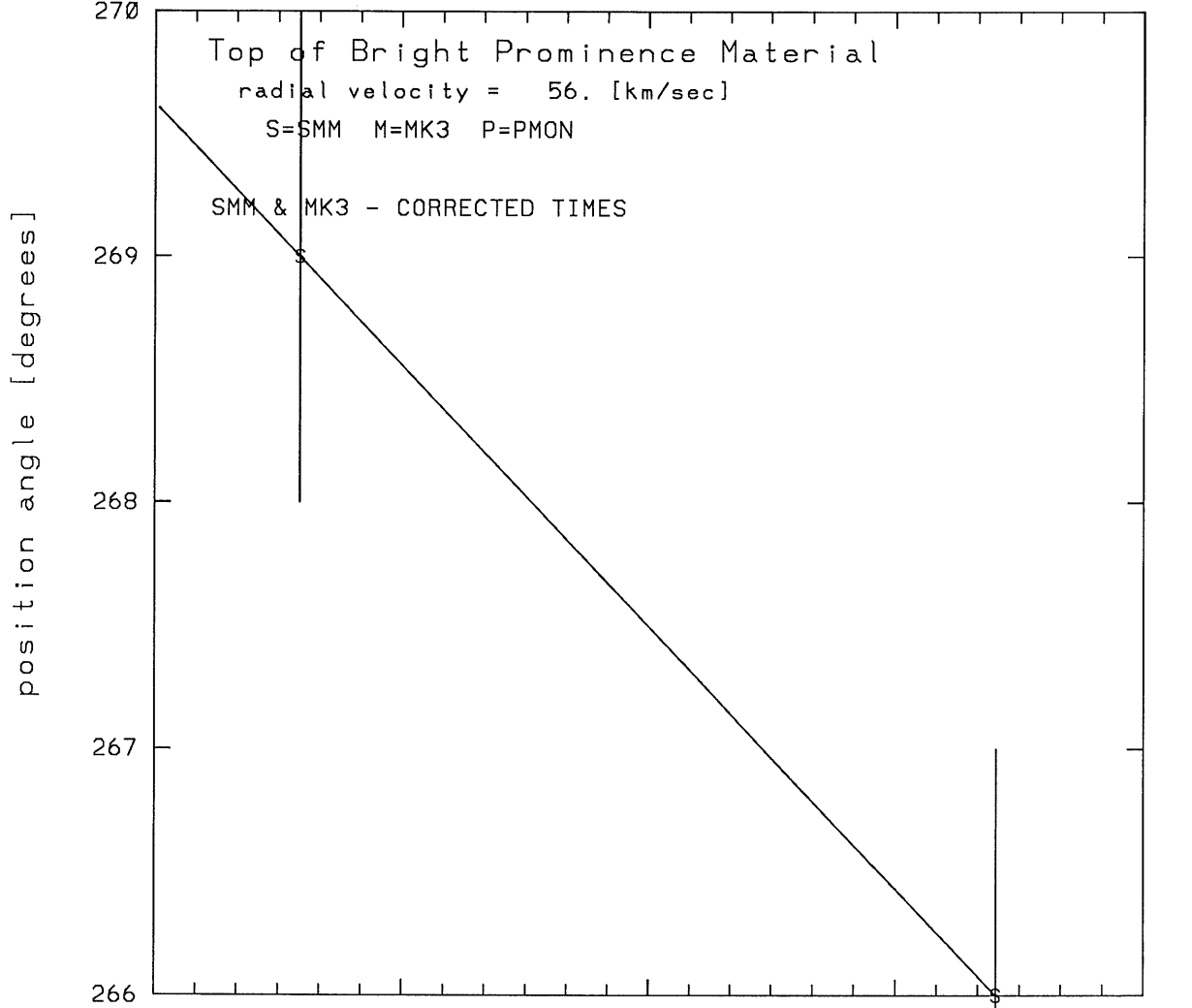
SMM C/P 1989 DOY228 267 +/- 2 degrees



tstart=DOY227 19:19 +/- 0.0 [min.]
radial velocity= 56. +/- 0. [km/sec]

SMM C/P 1989 DOY228 267 +/- 2 degrees

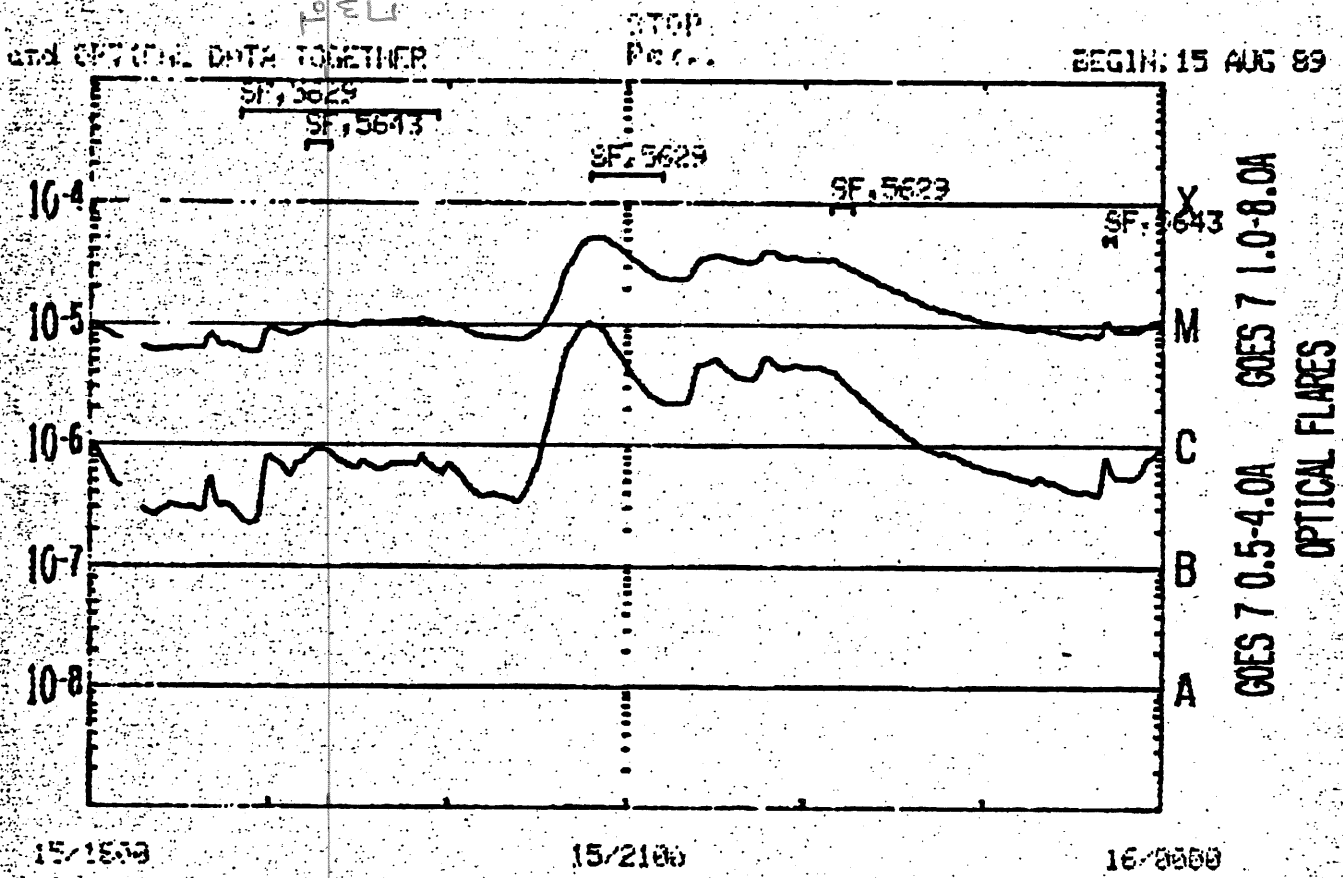
angle = initial angle + angular velocity * time # data points = 2



angular velocity = $-.103E-04 \pm 0.000E+00$ [rad/sec]

1989 Day 227

Top of Bright Prominence
Material, center = 265
[19.14] (SI order only)



Watts meter

15/1539 15/2100 16/0500

SAA's
NIGHT

GOES-7 1 MIN DATA; OPTICAL FLARE DUR. IMP. REGION

RUH: 1437UT
21 AUG 89

This is a 1 order run

INPUT:

year	day	time	radii	radius	error in angle	error in angle	datatype
1989	228	2:17:35	3.03 +/- 0.15	269.0 +/- 1.0			SMM
1989	228	3:42: 8	3.44 +/- 0.15	266.0 +/- 1.0			SMM

Structure being measured: **LOOP**
Top of Bright Prominence ~~Material (Core)~~

OUTPUT:

START TIME:

Event began at t = 0 + -0.401E+03 +/- 0.000E+00 [minutes]
In more convenient units:
Event began at DOY 227 19:19 +/- 0.000E+00 [minutes]

Origin defined at DOY228 2: 0

RADIAL INFORMATION:

RADIAL VELOCITY = 56. +/- 0. km/sec

The computed RADIAL coefficients and errors FROM NLLST2 are:

c(1) = 0.294E+01 +/- 0.292E-06 [solar radii]
c(2) = 0.485E-02 +/- 0.399E-08 [radii/min]
c(2) = 0.563E+02 +/- 0.463E-04 [km/sec]
c(3) = 0.000E+00 +/- 0.000E+00 [radii/min**2]
c(3) = 0.000E+00 +/- 0.000E+00 [km/sec**2]

ANGULAR INFORMATION:

ANGULAR VELOCITY = -0.1032E-04 +/- 0.0000E+00 [radians/sec]

The computed ANGULAR coefficients and errors FROM NLLST2 are:

a(1) = 270. +/- 0. [degrees]
a(2) = -0.355E-01 +/- 0.000E+00 [degrees/min]
a(2) = -0.103E-04 +/- 0.000E+00 [rad/sec]
a(3) = 0.000E+00 +/- 0.000E+00 [degrees/min**2]
a(3) = 0.000E+00 +/- 0.000E+00 [rad/sec**2]

THE TANGENTIAL, RADIAL AND TOTAL SPEEDS AT EACH DATA POINT ARE:

The TANGENTIAL velocity at 2:17 = -22. km /sec

The RADIAL velocity at 2:17 = 56. km/sec

The TOTAL velocity at 2:17 = 60. km/sec

The TANGENTIAL velocity at 3:42 = -25. km /sec

The RADIAL velocity at 3:42 = 56. km/sec

The TOTAL velocity at 3:42 = 61. km/sec

The following info is for estimating goodness of the fit

Number data points = number of coefficients. No error analysis is possible.

Correlation coefficient is not computable!