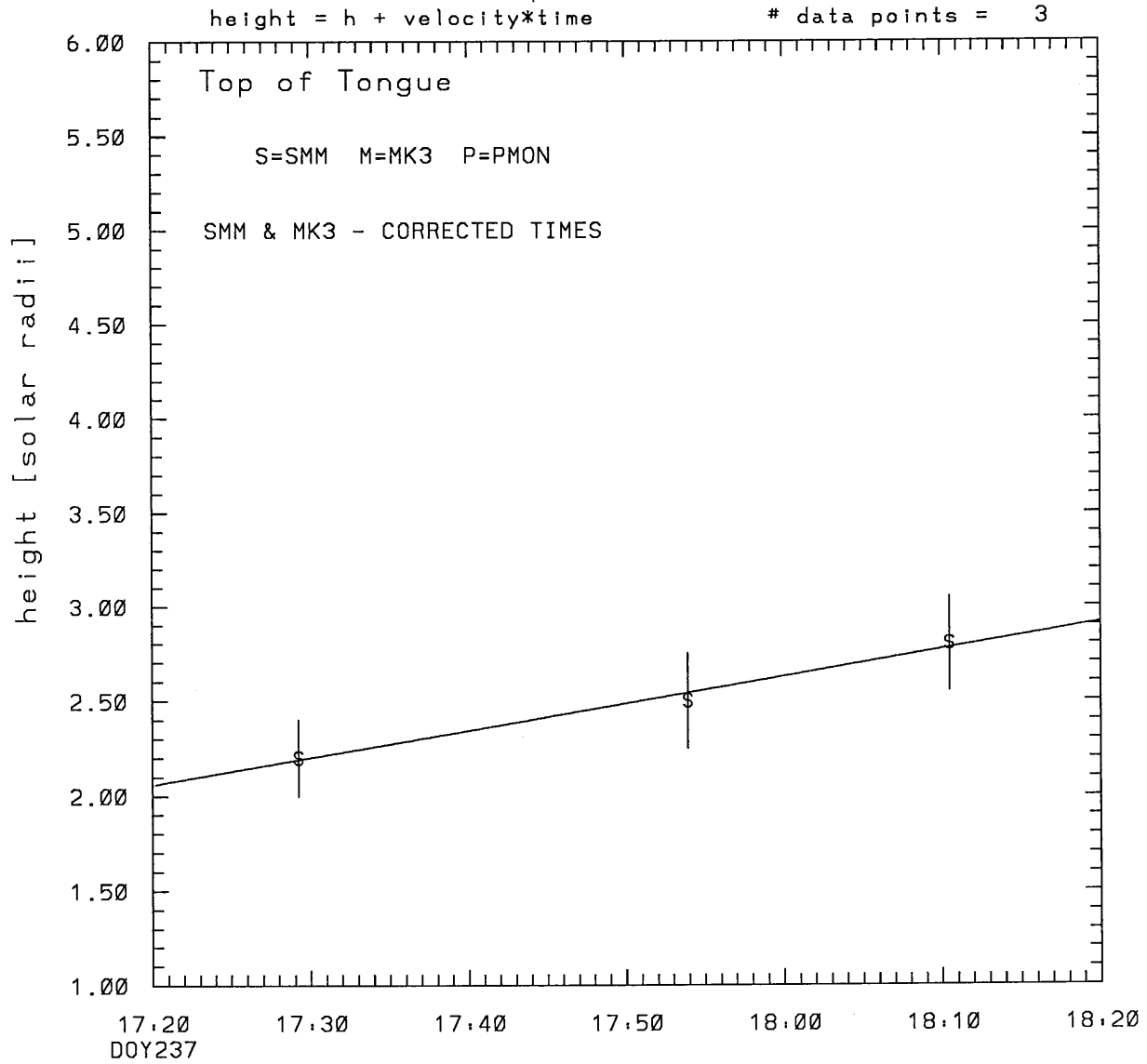
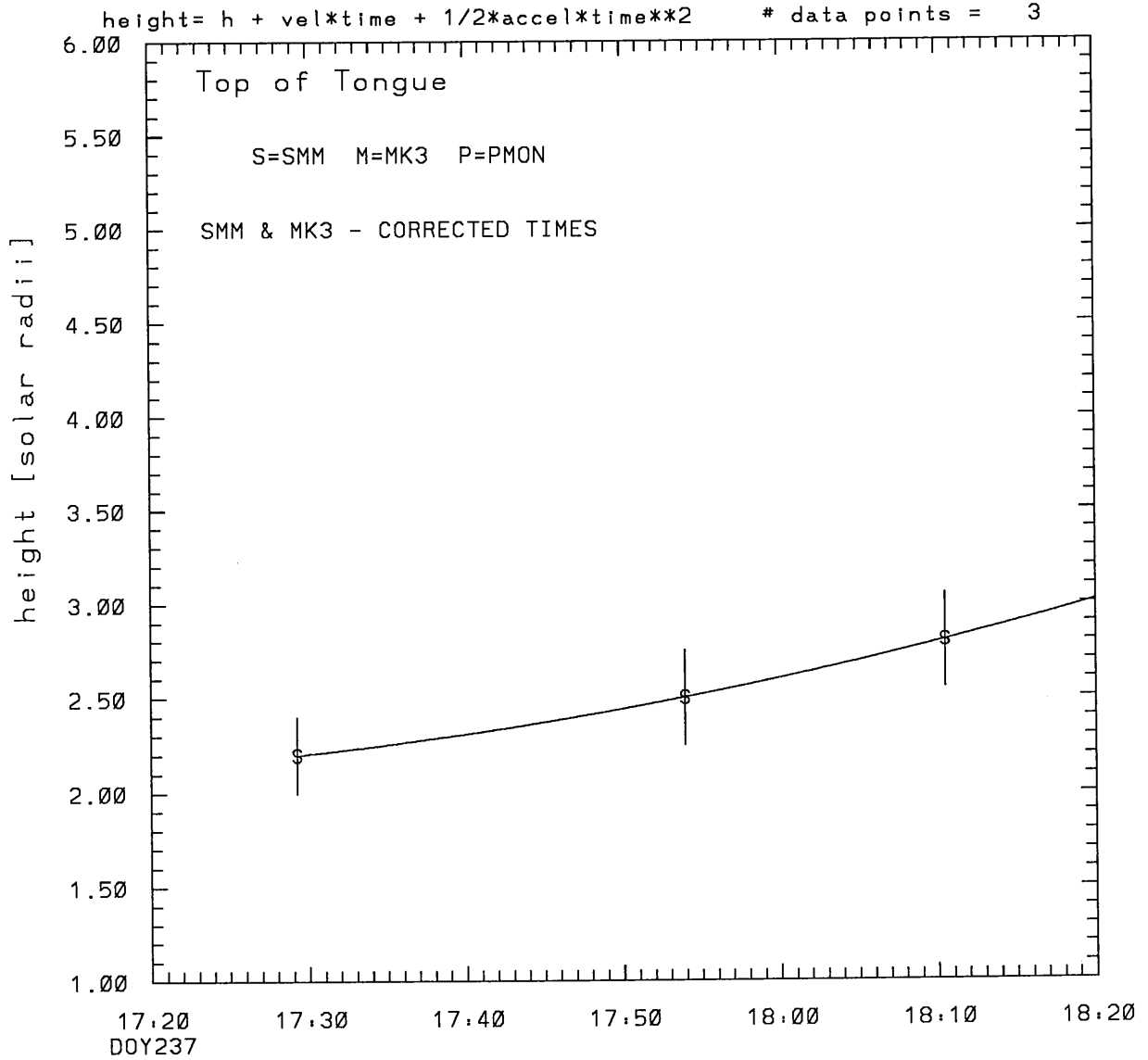


SMM C/P 1989 DOY237 318 +/- 0 degrees



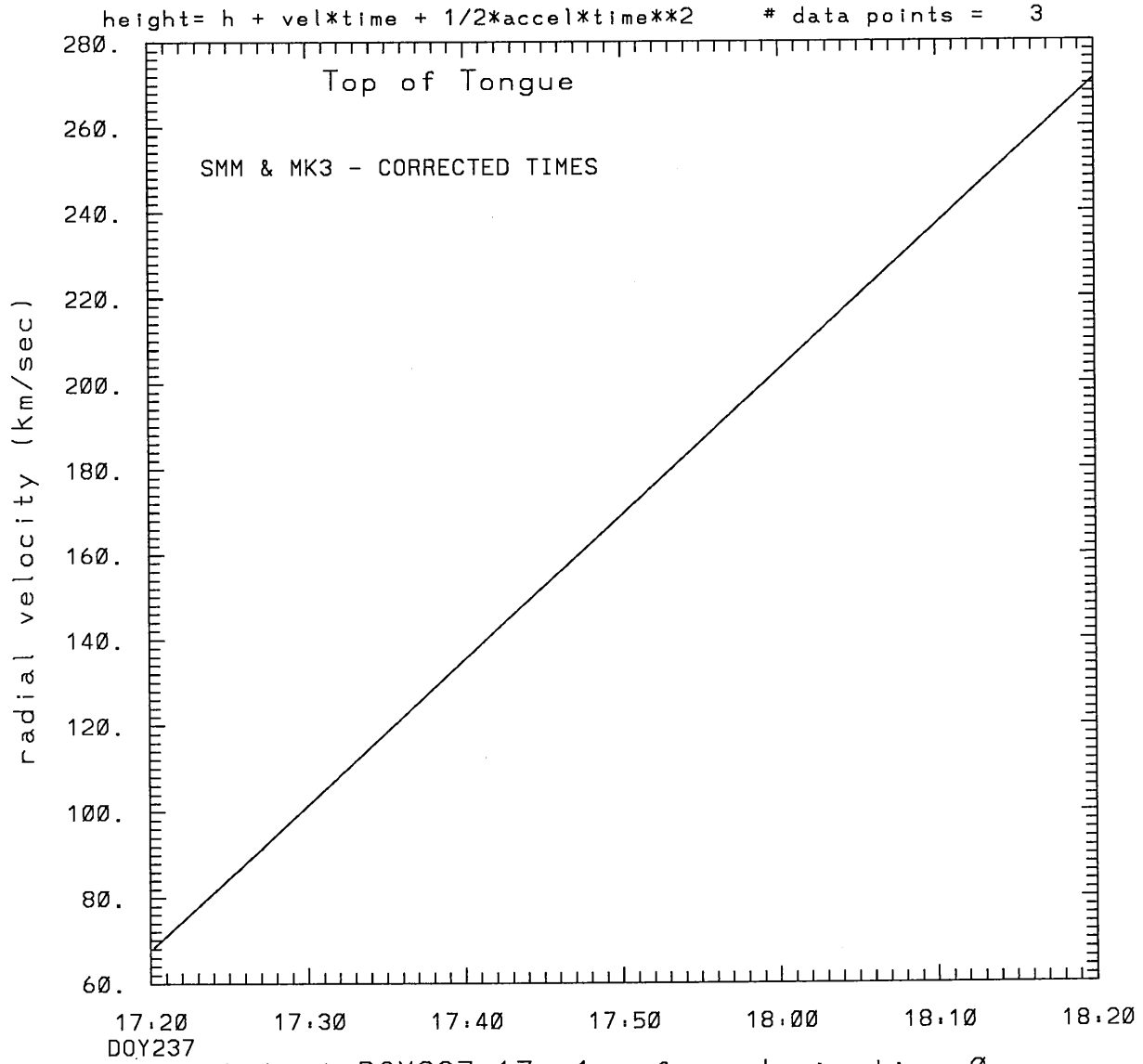
tstart=DOY237 16: 6 +/- 3.3 [min.]
radial velocity= 165. +/- 12. [km/sec]

SMM C/P 1989 DOY237 318 +/- 0 degrees



tstart=DOY237 17: 1 from derivative=0
Event begins at 2.08 Solar Radii
radial acceleration = 0.0565 +/- 0.0000 [km/sec**2]

SMM C/P 1989 DOY237 318 +/- 0 degrees



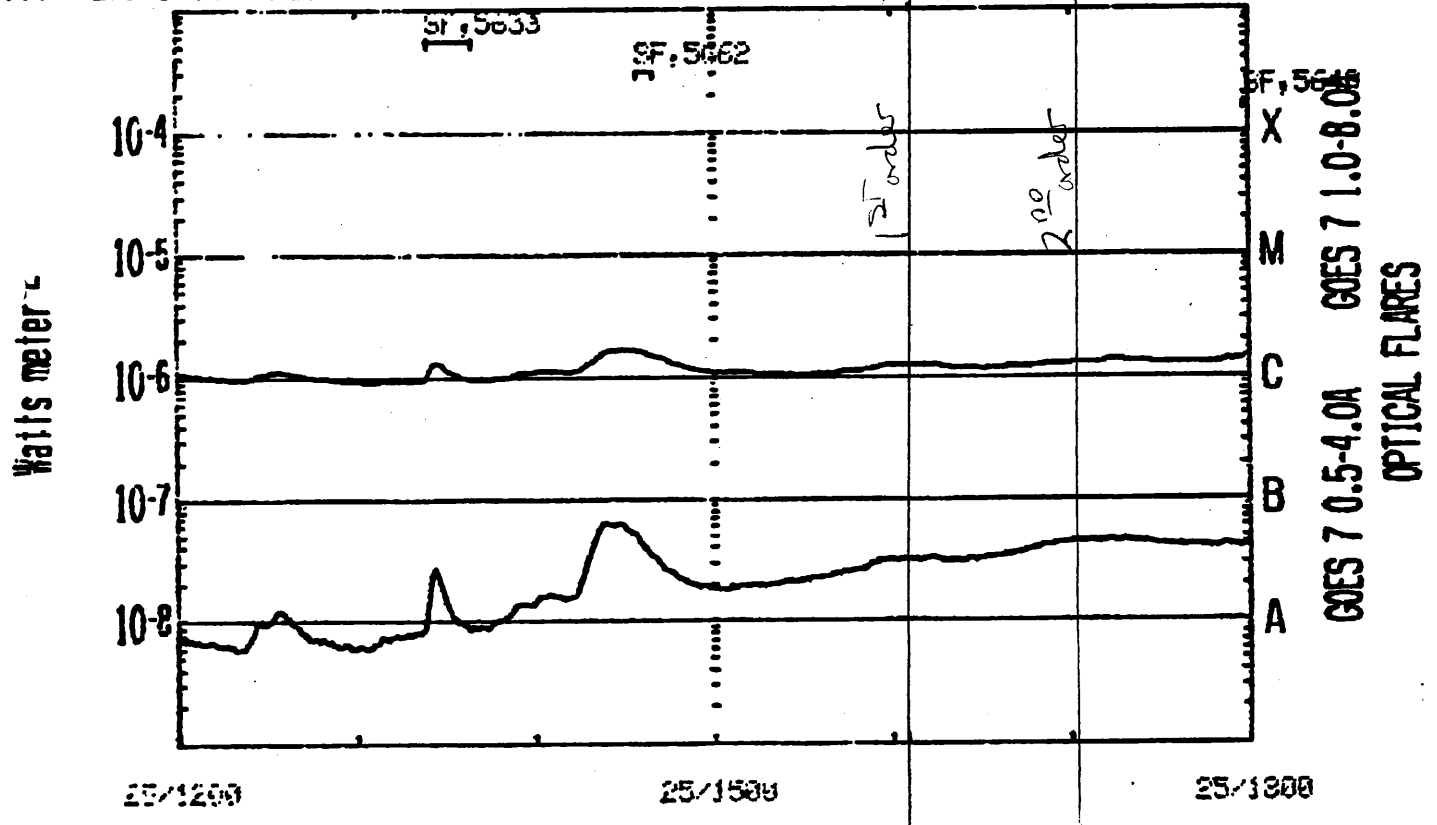
tstart=DOY237 17: 1 from derivative=0
Event begins at 2.08 Solar Radii
radial acceleration=0.565E-01 km/sec**2

1989 001 237°

STOP OPTICAL DATA TOGETHER

STOP
REV..

BEGIN: 25 AUG 89



GOES-7 1 MIN DATA; OPTICAL FLARE DUR, IMP, REGION

SAA's
NIGHT

RUN: 144LUT
28 AUG 89

This is a 1 order run

INPUT:

year	day	time	radii	error in radius	angle	error in angle	datatype
1989	237	17:29:14	2.20	+/- 0.20	318.0	+/- 0.5	SMM
1989	237	17:53:57	2.50	+/- 0.25	318.0	+/- 0.5	SMM
1989	237	18:10:28	2.80	+/- 0.25	318.0	+/- 0.5	SMM

Structure being measured:
Top of Tongue

OUTPUT:

START TIME:

Event began at $t = 0 + -0.745E+02 +/- 0.329E+01$ [minutes]

In more convenient units:

Event began at DOY 237 16: 6 +/- 0.329E+01 [minutes]

Origin defined at DOY237 17:20

RADIAL INFORMATION:

RADIAL VELOCITY = 165. +/- 12. km/sec

The computed RADIAL coefficients and errors FROM NLLST2 are:

c(1) = 0.206E+01 +/- 0.347E-01 [solar radii]
c(2) = 0.142E-01 +/- 0.106E-02 [radii/min]
c(2) = 0.165E+03 +/- 0.123E+02 [km/sec]
c(3) = 0.000E+00 +/- 0.000E+00 [radii/min**2]
c(3) = 0.000E+00 +/- 0.000E+00 [km/sec**2]

The computed ERRORS in coefficients [BEVINGTON] are:

error in c(1)= 0.58956E-01 [radii] see Bevington pg. 114

error in c(2)= 0.16599E-02 [radii/min] see Bevington pg. 114

ANGULAR INFORMATION:

ANGULAR VELOCITY = 0.0000E+00 +/- 0.0000E+00[radians/sec]

The computed ANGULAR coefficients and errors FROM NLLST2 are:

a(1) = 318. +/- 0. [degrees]
a(2) = 0.000E+00 +/- 0.000E+00 [degrees/min]
a(2) = 0.000E+00 +/- 0.000E+00 [rad/sec]
a(3) = 0.000E+00 +/- 0.000E+00 [degrees/min**2]
a(3) = 0.000E+00 +/- 0.000E+00 [rad/sec**2]

THE TANGENTIAL AND TOTAL VELOCITIES AT EACH DATA POINT ARE:

The TANGENTIAL velocity at 17:29 = 0. km/sec

The TOTAL velocity at 17:29 = 165. km/sec

The TANGENTIAL velocity at 17:53 = 0. km/sec

The TOTAL velocity at 17:53 = 165. km/sec

The TANGENTIAL velocity at 18:10 = 0. km/sec

The TOTAL velocity at 18:10 = 165. km/sec

The following info is for estimating goodness of the fit

Fit is ok [ier=1]

Standard Deviation in the height = 0.30

Standard Deviation in start time measurement = 0.169E+02

Error in time = 0.34277E+01 using best fit method

See Taylor Error Analysis [Univ of Colorado] pg.78

Value of reduced Chi Squared returned from nllst2 = 0.103E-02

Reduced Chi Squared = 0.523E-02

Chi Squared = 0.523E-02

The probability for exceeding chi square = 0.974E+00

The correlation coefficient = 0.993E+00

The probability that no LINEAR correlation exists between the variables = 0.7278E-01

SEE BEVINGTON "Data Reduction and Error Analysis" [1969]

This is a 2 order run

INPUT:

year	doy	time	radii	error in radius	angle	error in angle	datatype
1989	237	17:29:14	2.20	+/- 0.20	318.0	+/- 0.5	SMM
1989	237	17:53:57	2.50	+/- 0.25	318.0	+/- 0.5	SMM
1989	237	18:10:28	2.80	+/- 0.25	318.0	+/- 0.5	SMM

Structure being measured:
Top of Tongue

OUTPUT:

START TIME:

tstart=DOY237 17: 1 from derivative = 0
Event begins at 2.08 Solar Radii
Origin defined at DOY237 17:20

RADIAL INFORMATION:

RADIAL ACCELERATION = 0.565E-01 +/- 0.729E-06 km/sec**2

The computed RADIAL coefficients and errors FROM NLLST2 are:

c(1) = 0.213E+01 +/- 0.116E-05 [solar radii]
c(2) = 0.583E-02 +/- 0.110E-06 [radii/min]
c(2) = 0.676E+02 +/- 0.127E-02 [km/sec]
c(3) = 0.146E-03 +/- 0.188E-08 [radii/min**2]
c(3) = 0.565E-01 +/- 0.729E-06 [km/sec**2]

ANGULAR INFORMATION:

ANGULAR ACCELERATION= 0.0000E+00 +/- 0.0000E+00[radians/sec**2]

The computed ANGULAR coefficients and errors FROM NLLST2 are:

a(1) = 318. +/- 0. [degrees]
a(2) = 0.000E+00 +/- 0.000E+00 [degrees/min]
a(2) = 0.000E+00 +/- 0.000E+00 [rad/sec]
a(3) = 0.000E+00 +/- 0.000E+00 [degrees/min**2]
a(3) = 0.000E+00 +/- 0.000E+00 [rad/sec**2]

THE TANGENTIAL AND TOTAL VELOCITIES AT EACH DATA POINT ARE:

The TANGENTIAL velocity at 17:29 = 0. km/sec

The TOTAL velocity at 17:29 = 99. km/sec

The TANGENTIAL velocity at 17:53 = 0. km/sec

The TOTAL velocity at 17:53 = 183. km/sec

The TANGENTIAL velocity at 18:10 = 0. km/sec

The TOTAL velocity at 18:10 = 239. km/sec

The following info is for estimating goodness of the fit

Number data points = number of coefficients. No error analysis is possible.

Correlation coefficient is not computable!