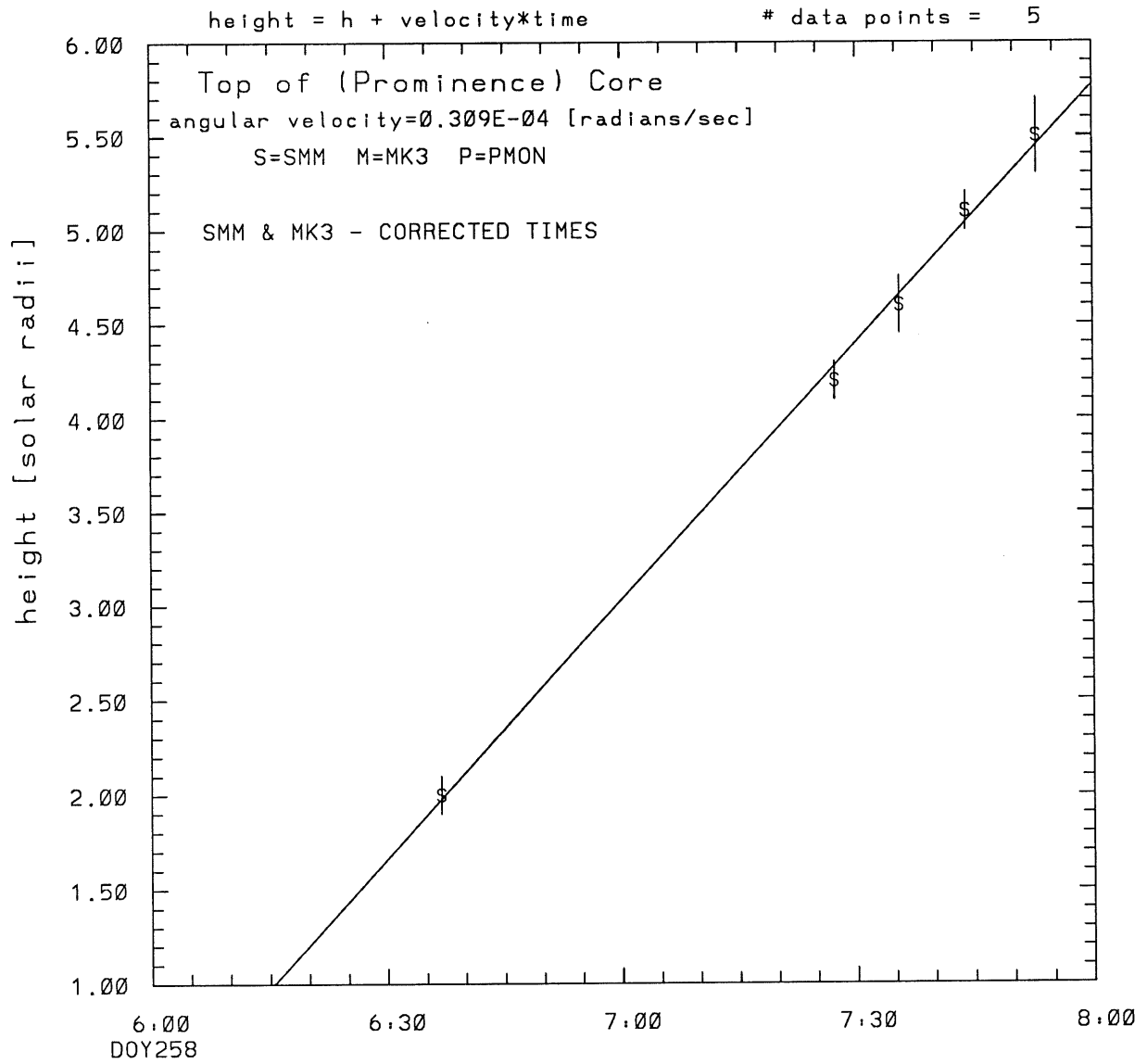
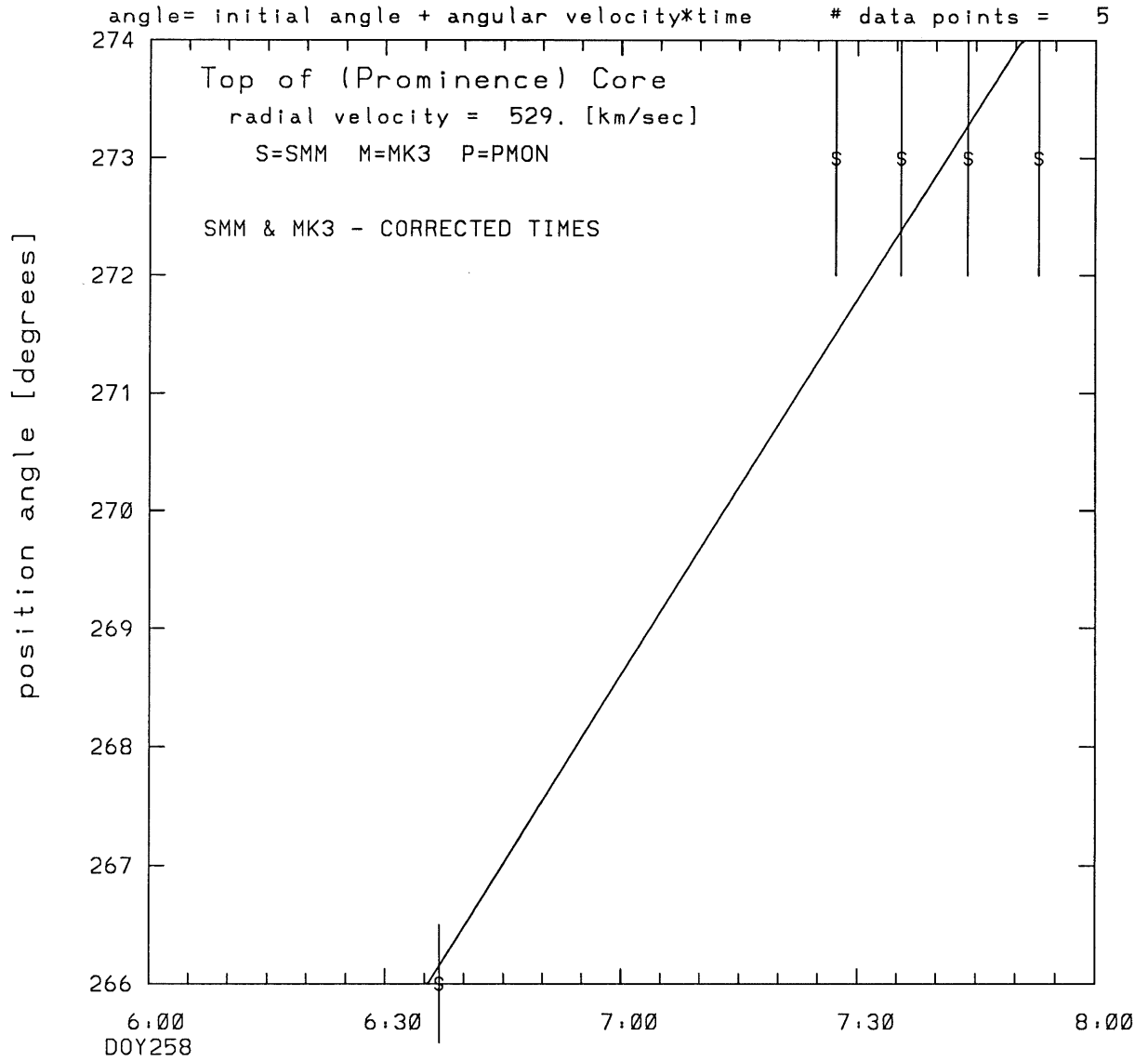


SMM C/P 1989 DOY258 271 +/- 5 degrees



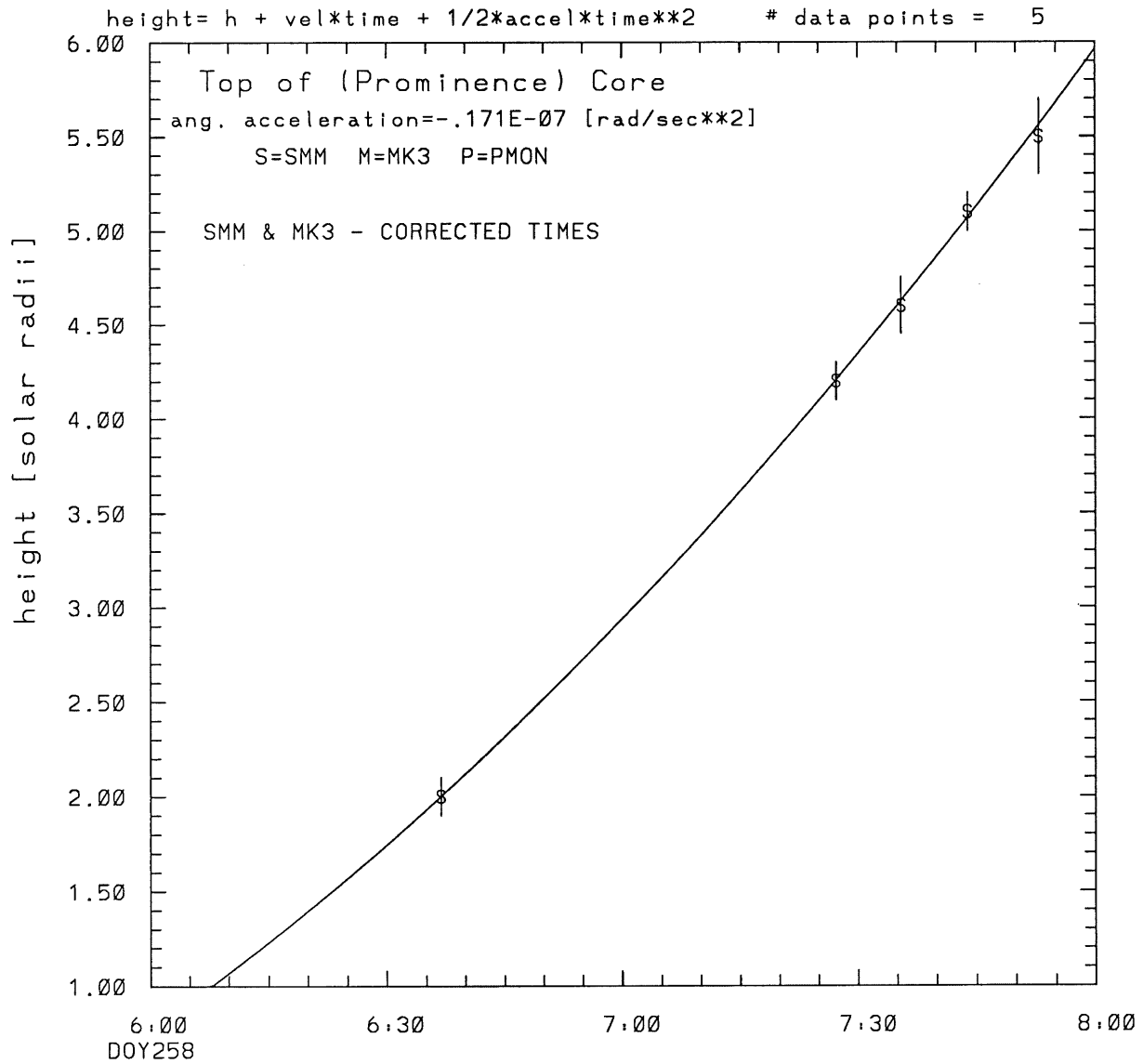
tstart=DOY258 6:15 +/- 1.2 [min.]  
radial velocity= 529. +/- 12. [km/sec]

SMM C/P 1989 DOY258 271 +/- 5 degrees



tstart=DOY258 6:15 +/- 1.2 [min.]  
angular velocity=0.309E-04 +/- 0.330E-05 [rad/sec]

SMM C/P 1989 DOY258 271 +/- 5 degrees



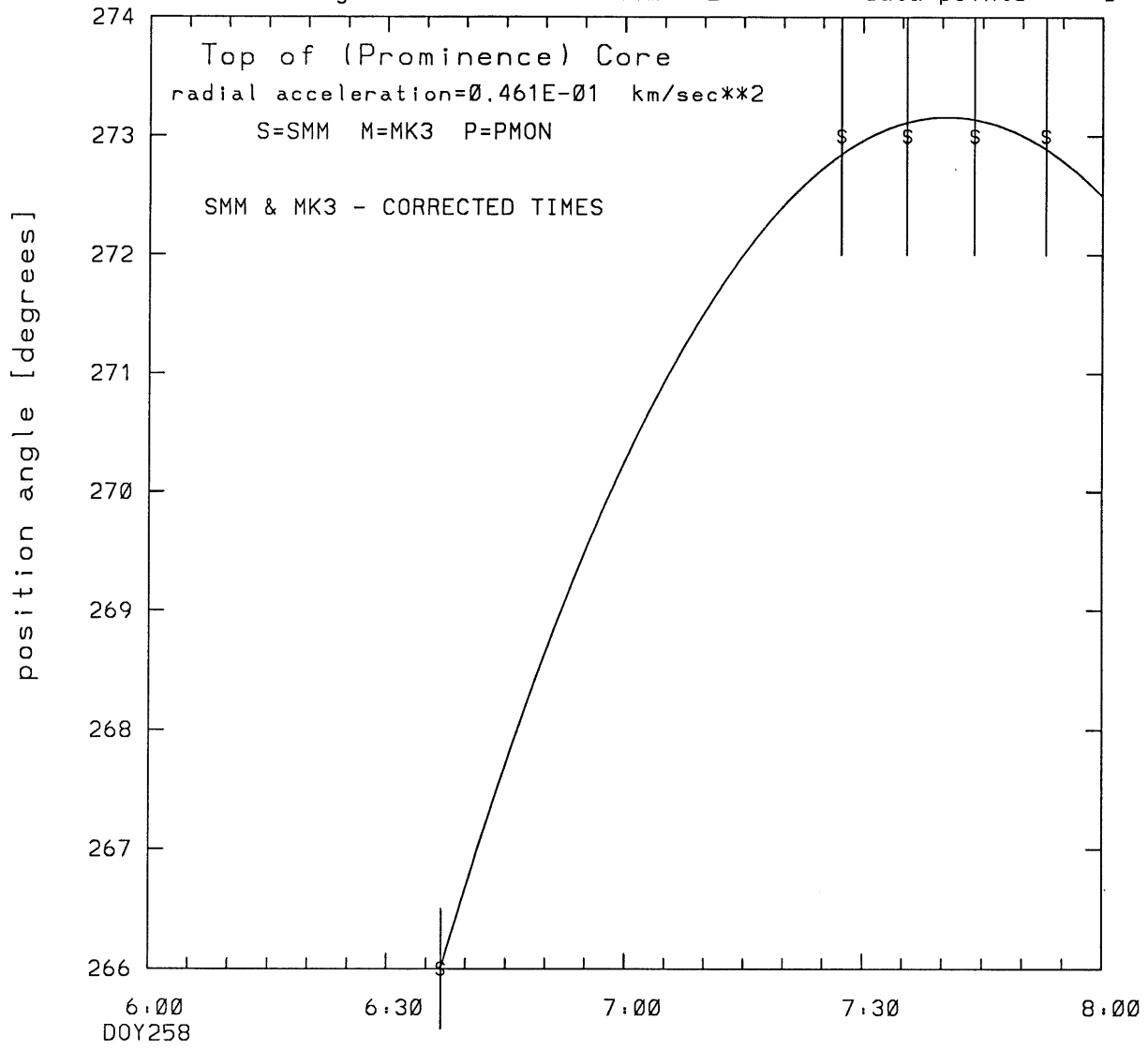
tstart=DOY258 6: 8 +/- 1.1 [min.]

radial acceleration =  $0.0461 +/- 0.0122$  [km/sec\*\*2]

SMM C/P 1989 DOY258 271 +/- 5 degrees

angle = initial angle + angular velocity\*time  
+ 1/2 angular acceleration\*time\*\*2

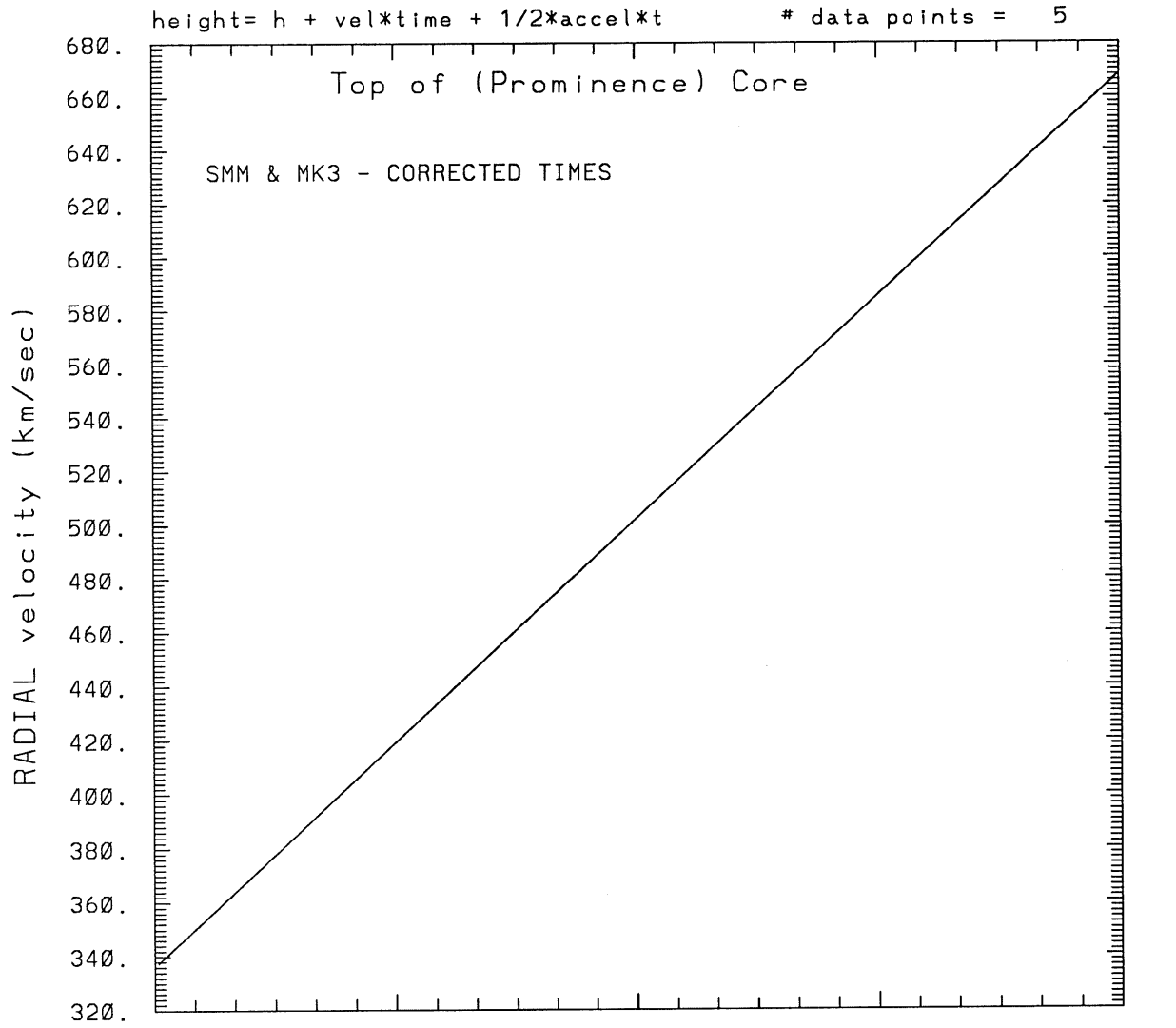
# data points = 5



tstart=DOY258 6.8 +/- 1.1 [min.]

angular acceleration=-.171E-07 +/- 0.125E-08 [rad/sec\*\*2]

SMM C/P 1989 DOY258 271 +/- 5 degrees



6.00  
DOY258

6.30

7.00

7.30

8.00

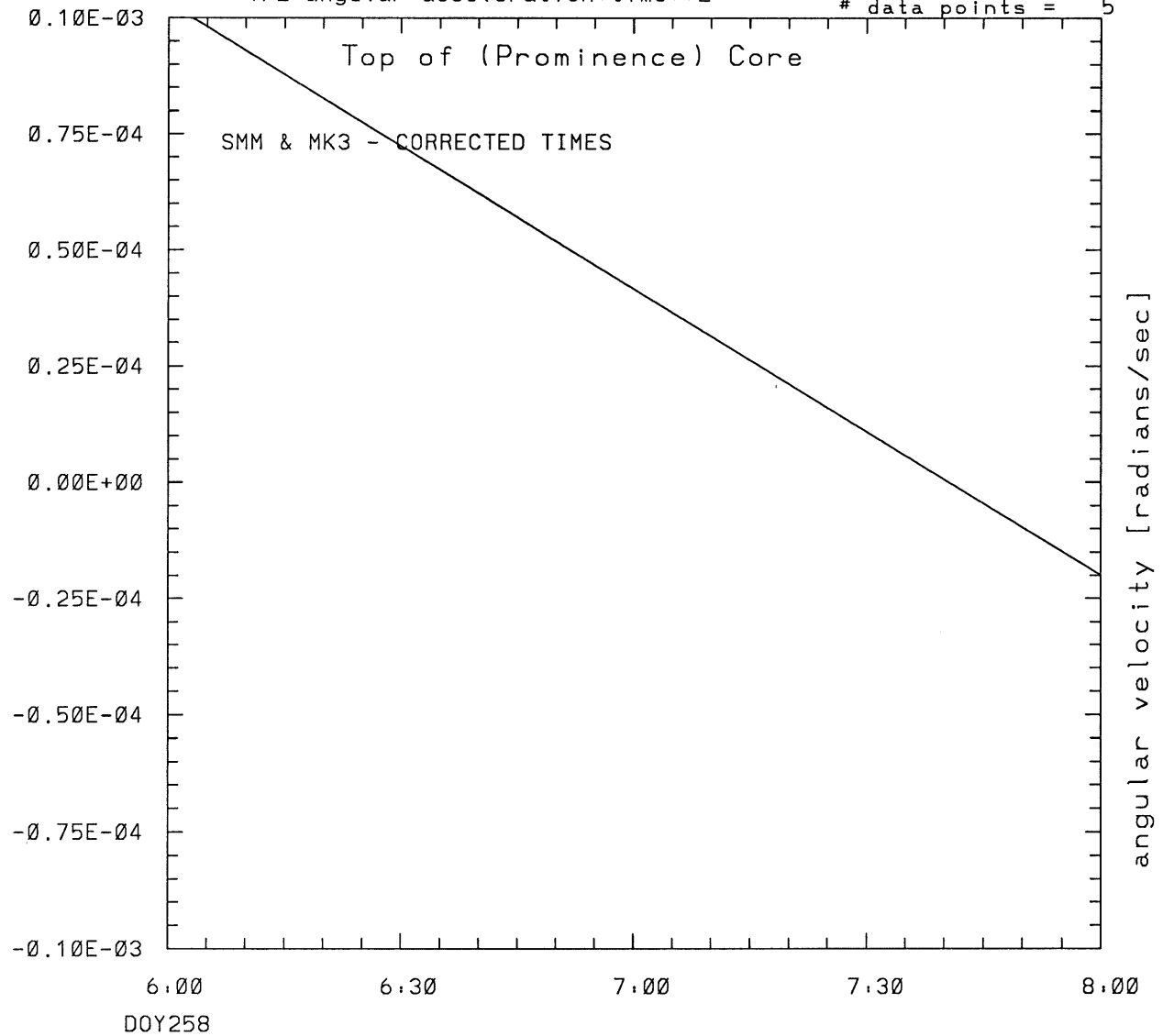
tstart=DOY258 6: 8 +/- 1.1 [min.]

radial acceleration=0.461E-01 km/sec\*\*2

SMM C/P 1989 DOY258 271 +/- 5 degrees

$$\text{angle} = \text{initial angle} + \text{angular velocity} * \text{time} + \frac{1}{2} \text{angular acceleration} * \text{time} ** 2$$

# data points = 5



DOY258

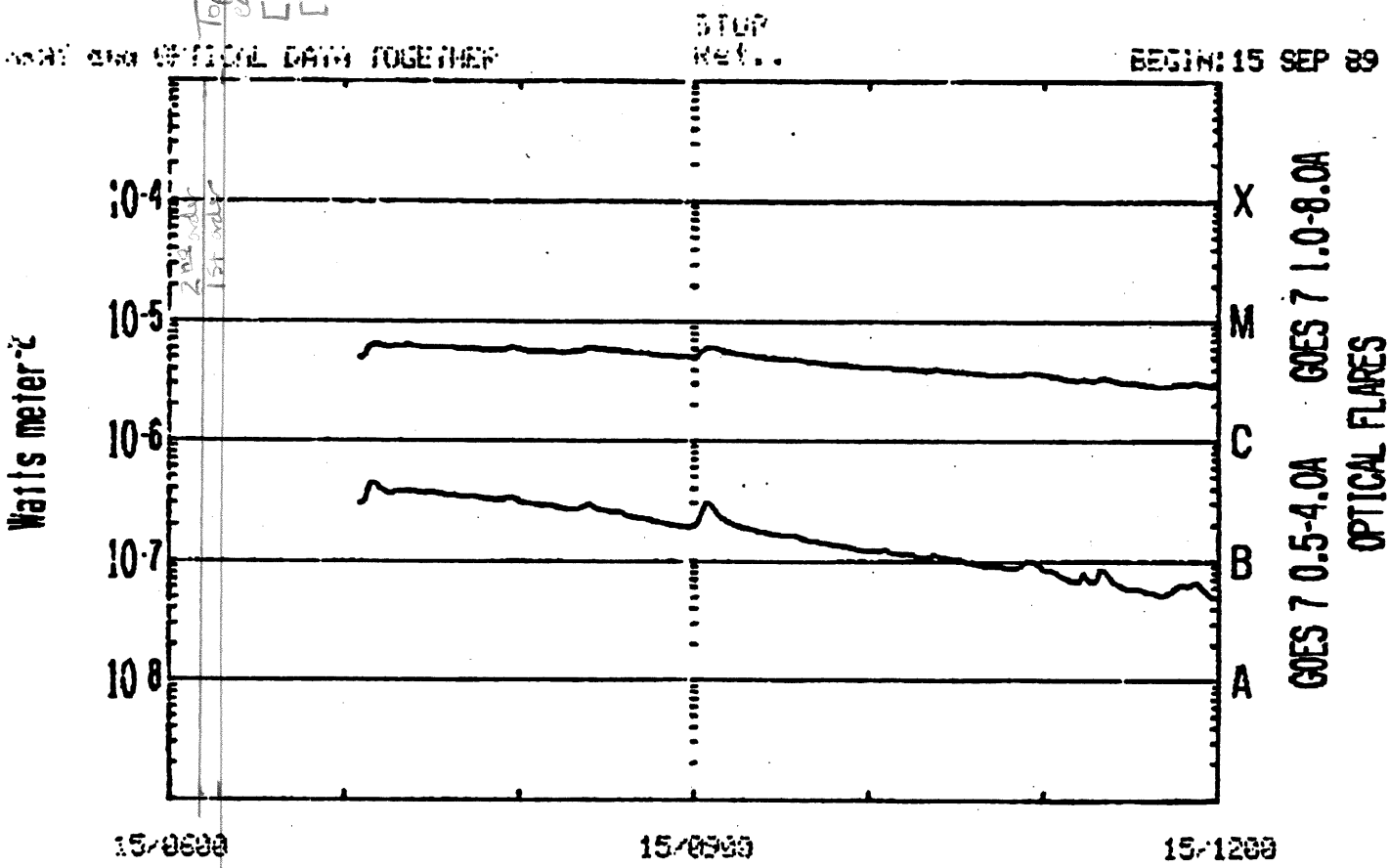
tstart=DOY258 6.8 +/- 1.1 [min.]

angular acceleration=-.171E-07 +/-

0.125E-08 [rad/sec\*\*2]

1989 Day 258

Top of Prominence in Northern Leg  
Center = 263°  
[6:18] 1st order  
[6:11] 2nd order



GOES-7 1 MIN DATA; OPTICAL FLARE DUR, IMP. REGION

SAA's  
NIGHT  
RUN: 2641UT  
15 SEP 89

\*\*\*\*\*  
This is a 1 order run  
\*\*\*\*\*

\*\*\*\*\*  
INPUT:  
\*\*\*\*\*

year	day	time	radii	radius	error in angle	error in angle	datatype
1989	258	6:36:53	2.00 +/-	0.10	266.0 +/-	0.5	SMM
1989	258	7:27:16	4.20 +/-	0.10	273.0 +/-	1.0	SMM
1989	258	7:35:32	4.60 +/-	0.15	273.0 +/-	1.0	SMM
1989	258	7:43:57	5.10 +/-	0.10	273.0 +/-	1.0	SMM
1989	258	7:52:53	5.50 +/-	0.20	273.0 +/-	1.0	SMM

\*\*\*\*\*  
Structure being measured:  
Top of (Prominence) Core  
\*\*\*\*\*

\*\*\*\*\*  
OUTPUT:  
\*\*\*\*\*

START TIME:

Event began at t = 0 + 0.155E+02 +/- 0.124E+01 [minutes]  
In more convenient units:  
Event began at DOY 258 6:15 +/- 0.124E+01 [minutes]

Origin defined at DOY258 6: 0

RADIAL INFORMATION:

RADIAL VELOCITY = 529. +/- 12. km/sec

The computed RADIAL coefficients and errors FROM NLLST2 are:

c(1) = 0.293E+00 +/- 0.885E-01 [solar radii]  
c(2) = 0.456E-01 +/- 0.104E-02 [radii/min]  
c(2) = 0.529E+03 +/- 0.120E+02 [km/sec]  
c(3) = 0.000E+00 +/- 0.000E+00 [radii/min\*\*2]  
c(3) = 0.000E+00 +/- 0.000E+00 [km/sec\*\*2]

The computed ERRORS in coefficients [BEVINGTON] are:

error in c(1)= 0.11229E+00 [radii] see Bevington pg. 114  
error in c(2)= 0.12303E-02 [radii/min] see Bevington pg. 114

ANGULAR INFORMATION:

ANGULAR VELOCITY = 0.3089E-04 +/- 0.3305E-05 [radians/sec]

The computed ANGULAR coefficients and errors FROM NLLST2 are:

a(1) = 262. +/- 1. [degrees]  
a(2) = 0.106E+00 +/- 0.114E-01 [degrees/min]  
a(2) = 0.309E-04 +/- 0.330E-05 [rad/sec]  
a(3) = 0.000E+00 +/- 0.000E+00 [degrees/min\*\*2]  
a(3) = 0.000E+00 +/- 0.000E+00 [rad/sec\*\*2]

The RADIAL velocity at 6:36 = 529. km/sec

The RADIAL velocity at 7:27 = 529. km/sec

The RADIAL velocity at 7:35 = 529. km/sec



The RADIAL velocity at 7:43 = 529. km/sec

The RADIAL velocity at 7:52 = 529. km/sec

\*\*\*\*\*  
The following info is for estimating goodness of the fit  
\*\*\*\*\*

Fit is ok [ier=1]

Standard Deviation in the height = 1.37

Standard Deviation in start time measurement = 0.266E+02

Error in time = 0.27782E+01 using best fit method

See Taylor Error Analysis [Univ of Colorado] pg.78

Value of reduced Chi Squared returned from nllst2 = 0.415E-02

Reduced Chi Squared = 0.171E-01

Chi Squared = 0.512E-01

The probability for exceeding chi square = 0.100E+01

The correlation coefficient = 0.999E+00

The probability that no LINEAR correlation exists between the variables = 0.4159]

SEE BEVINGTON "Data Reduction and Error Analysis" [1969]

\*\*\*\*\*  
This is a 2 order run  
\*\*\*\*\*

\*\*\*\*\*  
INPUT:  
\*\*\*\*\*

year	doy	time	radii	radius	error in angle	error in angle	datatype
1989	258	6:36:53	2.00 +/-	0.10	266.0 +/-	0.5	SMM
1989	258	7:27:16	4.20 +/-	0.10	273.0 +/-	1.0	SMM
1989	258	7:35:32	4.60 +/-	0.15	273.0 +/-	1.0	SMM
1989	258	7:43:57	5.10 +/-	0.10	273.0 +/-	1.0	SMM
1989	258	7:52:53	5.50 +/-	0.20	273.0 +/-	1.0	SMM

\*\*\*\*\*  
Structure being measured:  
Top of (Prominence) Core  
\*\*\*\*\*

\*\*\*\*\*  
OUTPUT:  
\*\*\*\*\*

START TIME:

Event began at t = 0 + 0.776E+01 +/- 0.114E+01 [minutes]  
In more convenient units:  
Event began at DOY 258 6: 8 +/- 0.114E+01 [minutes]

Origin defined at DOY258 6: 0

RADIAL INFORMATION:

RADIAL ACCELERATION = 0.461E-01 +/- 0.122E-01 km/sec\*\*2

The computed RADIAL coefficients and errors FROM NLLST2 are:

c(1) = 0.768E+00 +/- 0.133E+00 [solar radii]  
c(2) = 0.290E-01 +/- 0.444E-02 [radii/min]  
c(2) = 0.336E+03 +/- 0.515E+02 [km/sec]  
c(3) = 0.119E-03 +/- 0.316E-04 [radii/min\*\*2]  
c(3) = 0.461E-01 +/- 0.122E-01 [km/sec\*\*2]

The computed ERRORS in coefficients [BEVINGTON] are:

Approximate error in c(1) = 0.20740E+00 [radii] Bevington pg 154 (8-30)  
Exact error in c(1) = 0.46502E-01 [radii] Bevington pg 154 (8-28)  
Approximate error in c(2) = 0.65329E-02 [radii/min] Bevington pg 154 (8-30)  
Exact error in c(2) = 0.17816E-02 [radii/min] Bevington pg 154 (8-28)  
Approximate error in c(3) = 0.44795E-04 [radii/min\*\*2] Bevington pg 154 (8-30)  
Exact error in c(3) = 0.14146E-04 [radii/min\*\*2] Bevington pg 154 (8-28)

ANGULAR INFORMATION:

ANGULAR ACCELERATION= -0.1710E-07 +/- 0.1250E-08 [radians/sec\*\*2]

The computed ANGULAR coefficients and errors FROM NLLST2 are:

a(1) = 255. +/- 1. [degrees]  
a(2) = 0.355E+00 +/- 0.182E-01 [degrees/min]  
a(2) = 0.103E-03 +/- 0.531E-05 [rad/sec]  
a(3) = -0.176E-02 +/- 0.129E-03 [degrees/min\*\*2]  
a(3) = -0.171E-07 +/- 0.125E-08 [rad/sec\*\*2]

The RADIAL velocity at 6:36 = 438. km/sec

The RADIAL velocity at 7:27 = 578. km/sec

The RADIAL velocity at 7:35 = 601. km/sec

The RADIAL velocity at 7:43 = 624. km/sec

The RADIAL velocity at 7:52 = 649. km/sec

\*\*\*\*\*  
The following info is for estimating goodness of the fit  
\*\*\*\*\*

Fit is ok [ier=1]

Standard Deviation in the height = 1.37

Standard Deviation in start time measurement = 0.266E+02

Value of reduced Chi Squared returned from nllst2 = 0.960E-03

Reduced Chi Squared = 0.116E-01

Chi Squared = 0.233E-01

The probability for exceeding chi square = 0.999E+00

For a second order fit 3 correlation coefficients are given:

(Using equation of motion:  $r = a + bt + at^2$ )

The correlation between the data and the term linear in time = 0.1072E+01

The correlation between the data and the time\*\*2 term = 0.1038E+01

The correlation between the data and the complete equation of motion=0.1002E+01

SEE BEVINGTON "Data Reduction and Error Analysis" [1969]