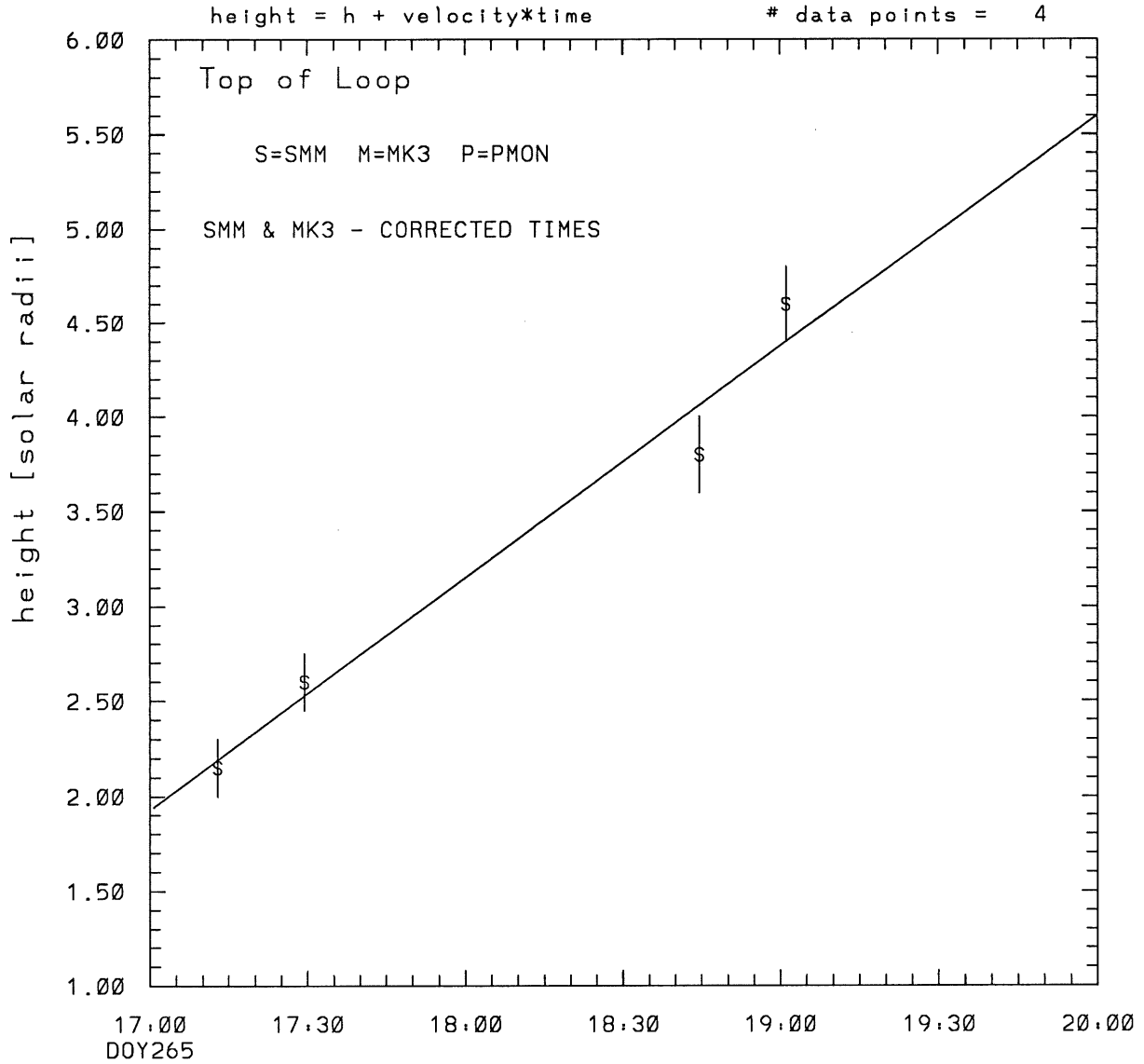
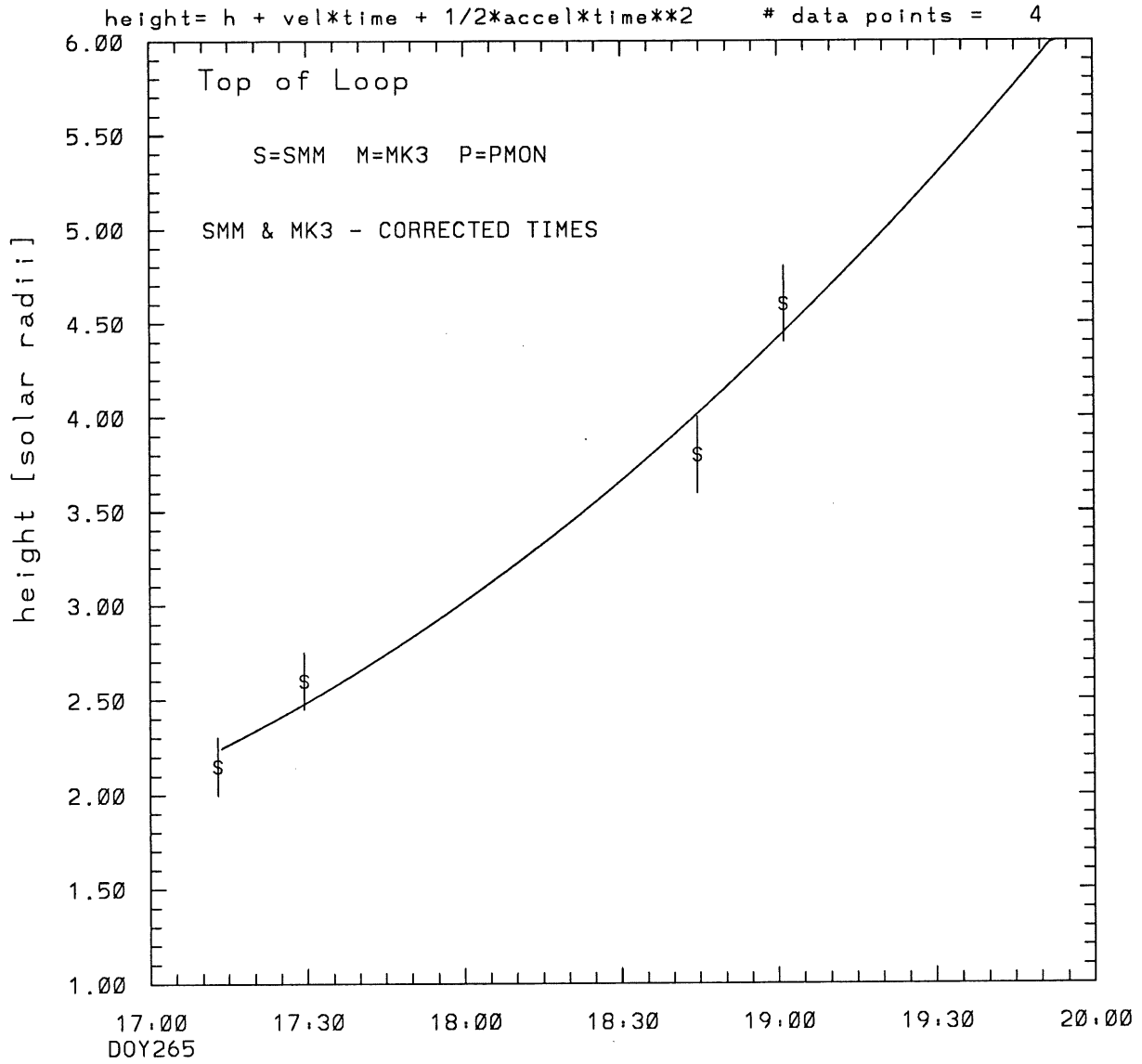


SMM C/P 1989 DOY265 145 +/- 0 degrees



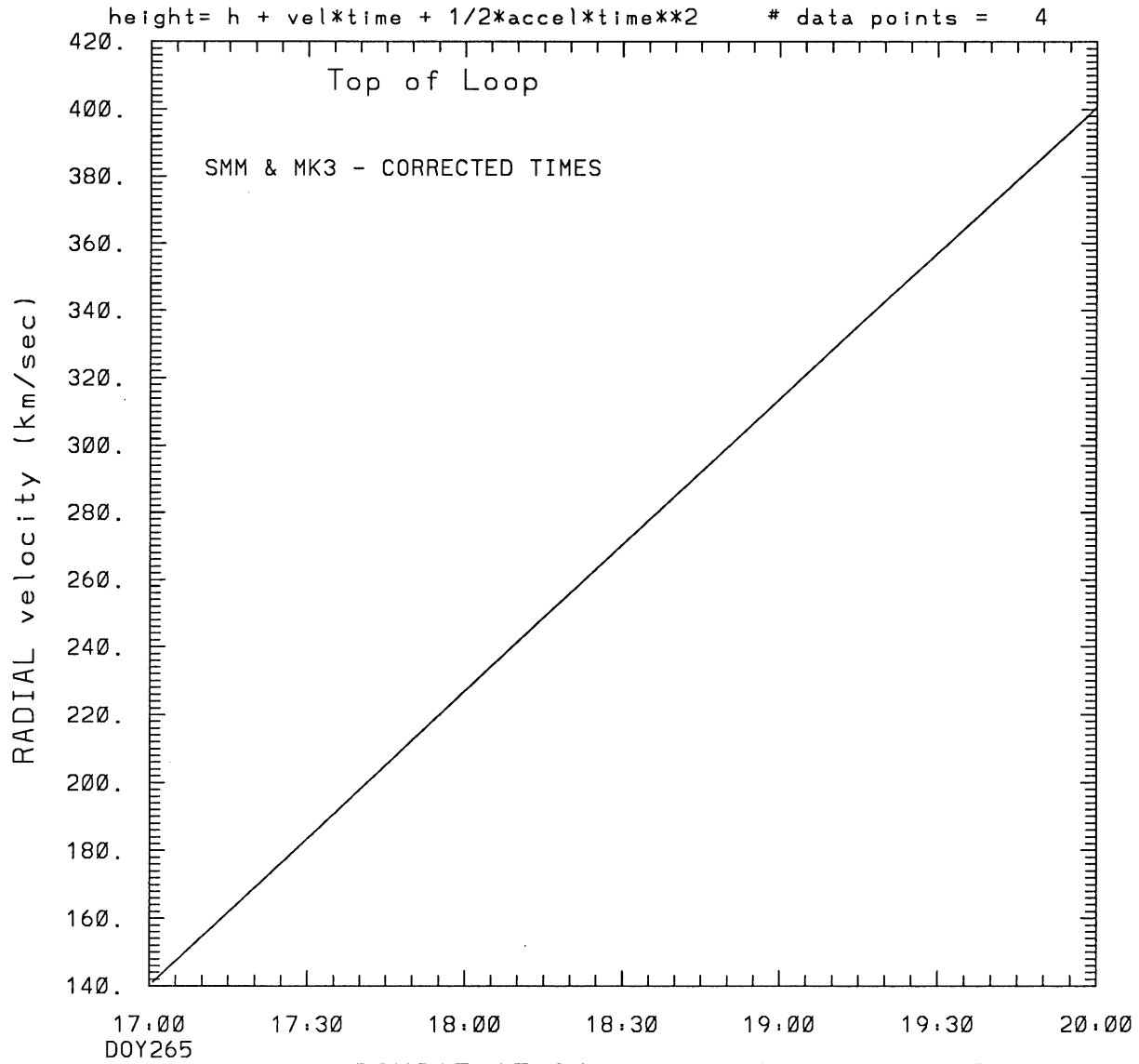
tstart=DOY265 16:15 +/- 2.6 [min.]
radial velocity= 237. +/- 22. [km/sec]

SMM C/P 1989 DOY265 145 +/- 0 degrees



tstart=DOY265 15:24 from derivative=0
Event begins at 1.48 Solar Radii
radial acceleration = 0.0241 +/- 0.0507 [km/sec**2]

SMM C/P 1989 DOY265 145 +/- 0 degrees



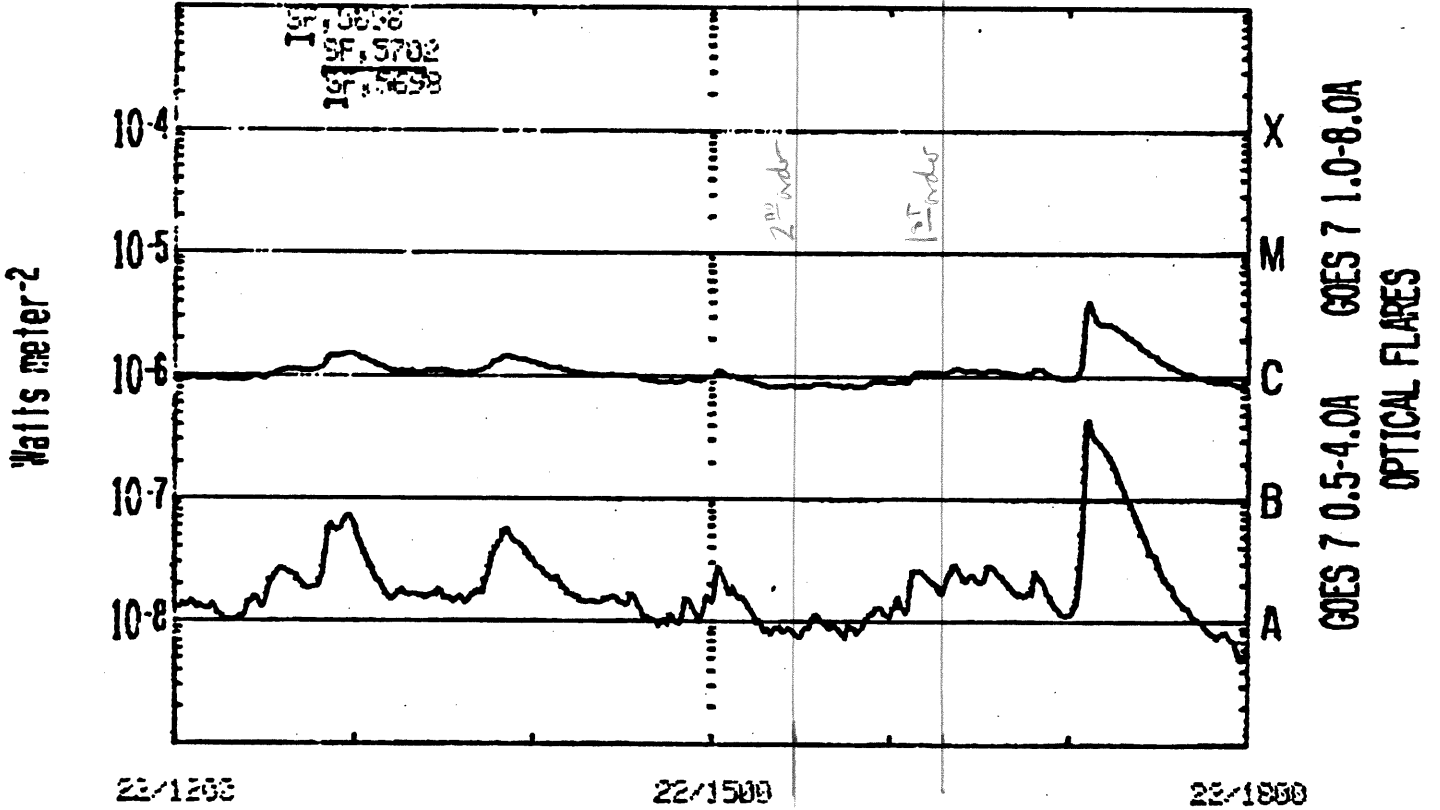
tstart=DOY265 15:24 from derivative=0
Event begins at 1.48 Solar Radii
radial acceleration=0.241E-01 km/sec**2

1989 004 265

1989 and OPTICAL DATA TOGETHER

STOP Ret.

BEGIN: 22 SEP 89



SAA's NIGHT

GOES-7 1 MIN DATA; OPTICAL FLARE DUR, IMP, REGION

RUN: 173OUT
27 SEP 89

This is a 1 order run

INPUT:

year	doy	time	radii	radius	error in angle	error in angle	datatype
1989	265	17:12:53	2.15 +/-	0.15	145.0 +/-	0.5	SMM
1989	265	17:29:23	2.60 +/-	0.15	145.0 +/-	0.5	SMM
1989	265	18:44:41	3.80 +/-	0.20	145.0 +/-	1.0	SMM
1989	265	19: 1:11	4.60 +/-	0.20	145.0 +/-	1.0	SMM

Structure being measured:

Top of Loop

OUTPUT:

START TIME:

Event began at t = 0 + -0.455E+02 +/- 0.261E+01 [minutes]

In more convenient units:

Event began at DOY 265 16:15 +/- 0.261E+01 [minutes]

Origin defined at DOY265 17: 0

RADIAL INFORMATION:

RADIAL VELOCITY = 237. +/- 22. km/sec

The computed RADIAL coefficients and errors FROM NLLST2 are:

c(1) = 0.193E+01 +/- 0.134E+00 [solar radii]
c(2) = 0.204E-01 +/- 0.191E-02 [radii/min]
c(2) = 0.237E+03 +/- 0.221E+02 [km/sec]
c(3) = 0.000E+00 +/- 0.000E+00 [radii/min**2]
c(3) = 0.000E+00 +/- 0.000E+00 [km/sec**2]

The computed ERRORS in coefficients [BEVINGTON] are:

error in c(1)= 0.21108E+00 [radii] see Bevington pg. 114

error in c(2)= 0.25849E-02 [radii/min] see Bevington pg. 114

ANGULAR INFORMATION:

ANGULAR VELOCITY = 0.0000E+00 +/- 0.0000E+00[radians/sec]

The computed ANGULAR coefficients and errors FROM NLLST2 are:

a(1) = 145. +/- 0. [degrees]
a(2) = 0.000E+00 +/- 0.000E+00 [degrees/min]
a(2) = 0.000E+00 +/- 0.000E+00 [rad/sec]
a(3) = 0.000E+00 +/- 0.000E+00 [degrees/min**2]
a(3) = 0.000E+00 +/- 0.000E+00 [rad/sec**2]

The RADIAL velocity at 17:12 = 237. km/sec

The RADIAL velocity at 17:29 = 237. km/sec

The RADIAL velocity at 18:44 = 237. km/sec

The RADIAL velocity at 19: 1 = 237. km/sec

The following info is for estimating goodness of the fit

Fit is ok [ier=1]

Standard Deviation in the height = 1.12
Standard Deviation in start time measurement = 0.466E+02
Error in time = 0.16723E+02 using best fit method
See Taylor Error Analysis [Univ of Colorado] pg.78

Value of reduced Chi Squared returned from nllst2 = 0.292E-01
Reduced Chi Squared = 0.190E+00
Chi Squared = 0.381E+00
The probability for exceeding chi square = 0.971E+00

The correlation coefficient = 0.984E+00
The probability that no LINEAR correlation exists between the variables = 0.15591
SEE BEVINGTON "Data Reduction and Error Analysis" [1969]

This is a 2 order run

INPUT:

year	day	time	radii	radius	error in angle	error in angle	datatype
1989	265	17:12:53	2.15 +/- 0.15	145.0 +/- 0.5			SMM
1989	265	17:29:23	2.60 +/- 0.15	145.0 +/- 0.5			SMM
1989	265	18:44:41	3.80 +/- 0.20	145.0 +/- 1.0			SMM
1989	265	19: 1:11	4.60 +/- 0.20	145.0 +/- 1.0			SMM

Structure being measured:
Top of Loop

OUTPUT:

START TIME:

tstart=DOY265 15:24 from derivative = 0
Event begins at 1.48 Solar Radii
Origin defined at DOY265 17: 0

RADIAL INFORMATION:

RADIAL ACCELERATION = 0.241E-01 +/- 0.507E-01 km/sec**2

The computed RADIAL coefficients and errors FROM NLLST2 are:

c(1) = 0.207E+01 +/- 0.336E+00 [solar radii]
c(2) = 0.121E-01 +/- 0.176E-01 [radii/min]
c(2) = 0.140E+03 +/- 0.204E+03 [km/sec]
c(3) = 0.624E-04 +/- 0.131E-03 [radii/min**2]
c(3) = 0.241E-01 +/- 0.507E-01 [km/sec**2]

The computed ERRORS in coefficients [BEVINGTON] are:

Approximate error in c(1) = 0.53526E+00 [radii] Bevington pg 154 (8-30)
Exact error in c(1) = 0.19114E+00 [radii] Bevington pg 154 (8-28)
Approximate error in c(2) = 0.27062E-01 [radii/min] Bevington pg 154 (8-30)
Exact error in c(2) = 0.11485E-01 [radii/min] Bevington pg 154 (8-28)
Approximate error in c(3) = 0.20039E-03 [radii/min**2] Bevington pg 154 (8-30)
Exact error in c(3) = 0.86015E-04 [radii/min**2] Bevington pg 154 (8-28)

ANGULAR INFORMATION:

ANGULAR ACCELERATION= 0.0000E+00 +/- 0.0000E+00[radians/sec**2]

The computed ANGULAR coefficients and errors FROM NLLST2 are:

a(1) = 145. +/- 0. [degrees]
a(2) = 0.000E+00 +/- 0.000E+00 [degrees/min]
a(2) = 0.000E+00 +/- 0.000E+00 [rad/sec]
a(3) = 0.000E+00 +/- 0.000E+00 [degrees/min**2]
a(3) = 0.000E+00 +/- 0.000E+00 [rad/sec**2]

The RADIAL velocity at 17:12 = 159. km/sec

The RADIAL velocity at 17:29 = 183. km/sec

The RADIAL velocity at 18:44 = 292. km/sec

The RADIAL velocity at 19: 1 = 315. km/sec

The following info is for estimating goodness of the fit

Fit is ok [ier=1]

Standard Deviation in the height = 1.12

Standard Deviation in start time measurement = 0.466E+02

Value of reduced Chi Squared returned from nllst2 = 0.394E-01

Reduced Chi Squared = 0.270E+00

Chi Squared = 0.270E+00

The probability for exceeding chi square = 0.843E+00

For a second order fit 3 correlation coefficients are given:

(Using equation of motion: $r = a + bt + at^2$)

The correlation between the data and the term linear in time = 0.9880E+00

The correlation between the data and the time**2 term = 0.9809E+00

The correlation between the data and the complete equation of motion=0.9807E+00

SEE BEVINGTON "Data Reduction and Error Analysis" [1969]