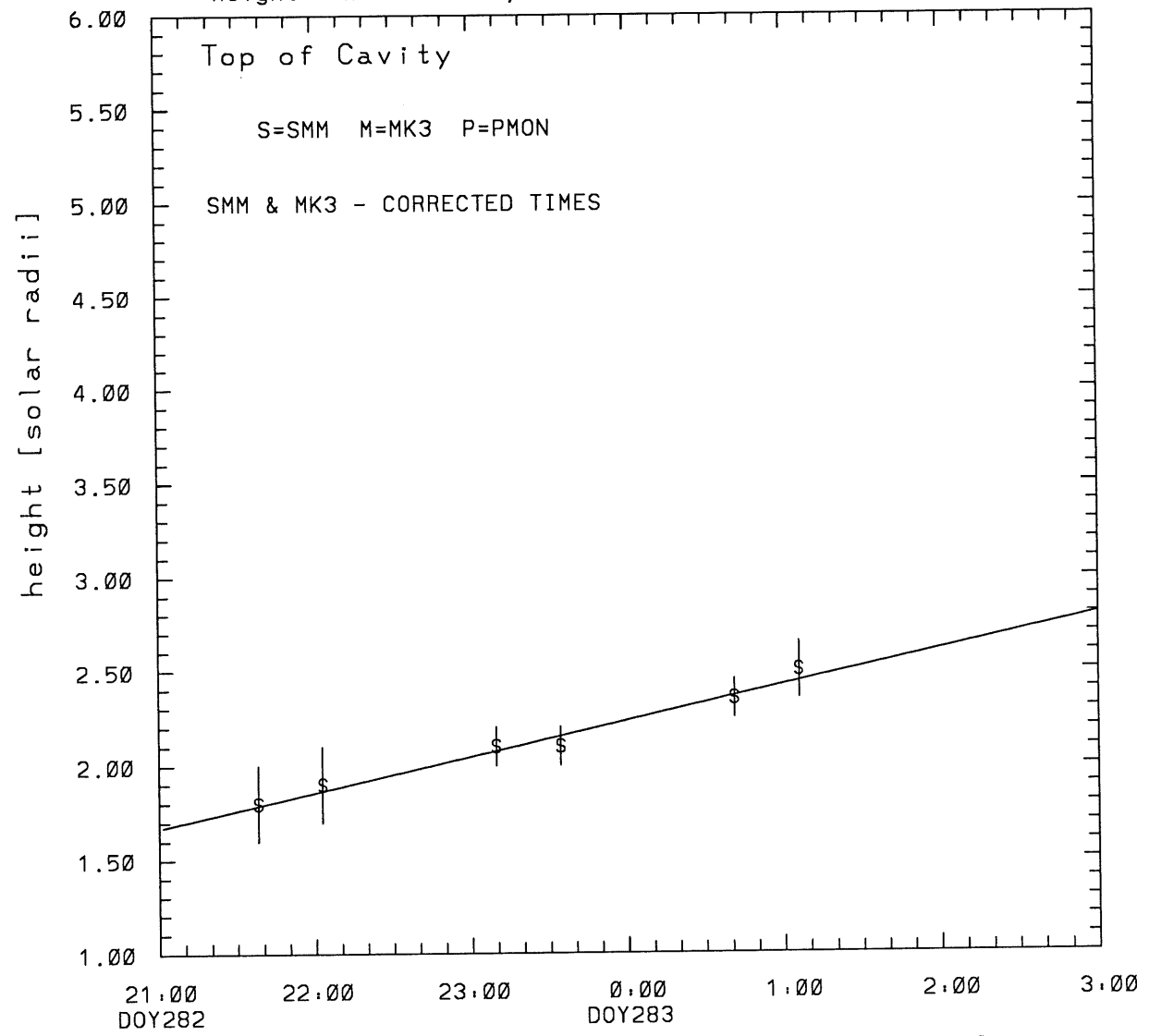


SMM C/P 1989 DOY282 62 +/- 0 degrees

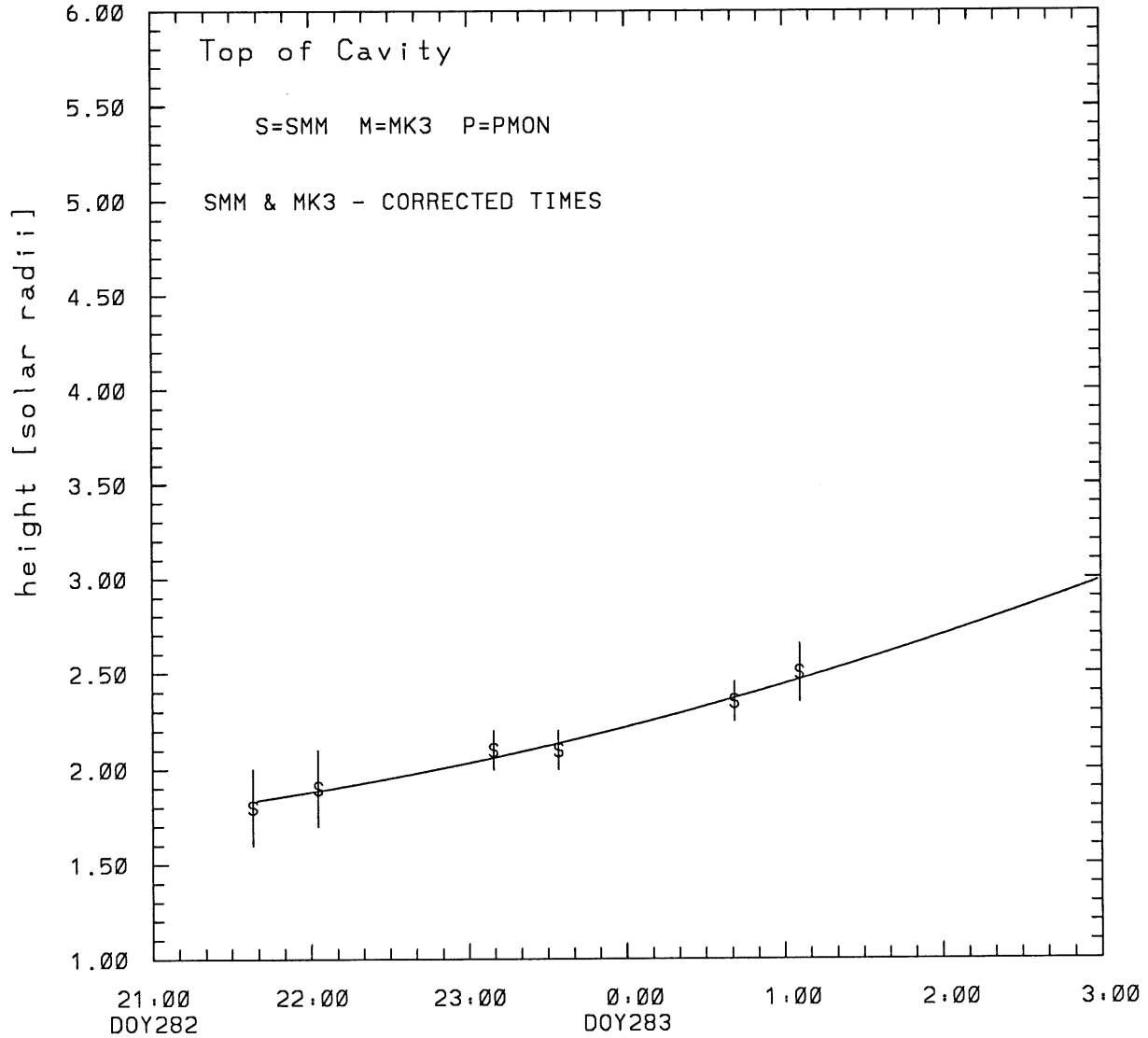
height = h + velocity*time # data points = 6



tstart=DOY282 17:28 +/- 3.0 [min.]
radial velocity= 36. +/- 3. [km/sec]

SMM C/P 1989 DOY282 62 +/- 0 degrees

height = $h + vel*time + 1/2*accel*time**2$ # data points = 6

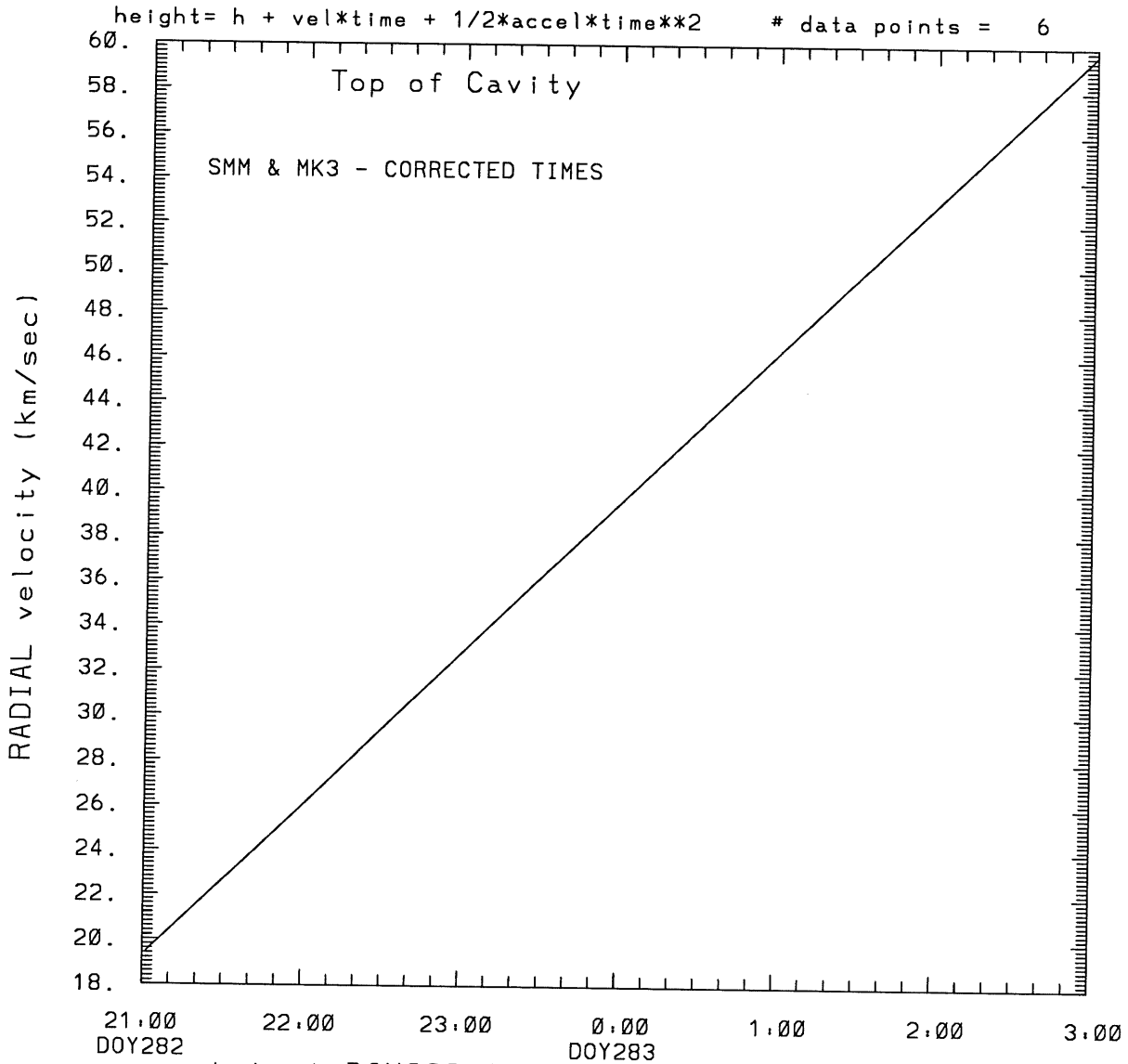


tstart=DOY282 18.8 from derivative=0

Event begins at 1.62 Solar Radii

radial acceleration = 0.0019 ± 0.0015 [km/sec**2]

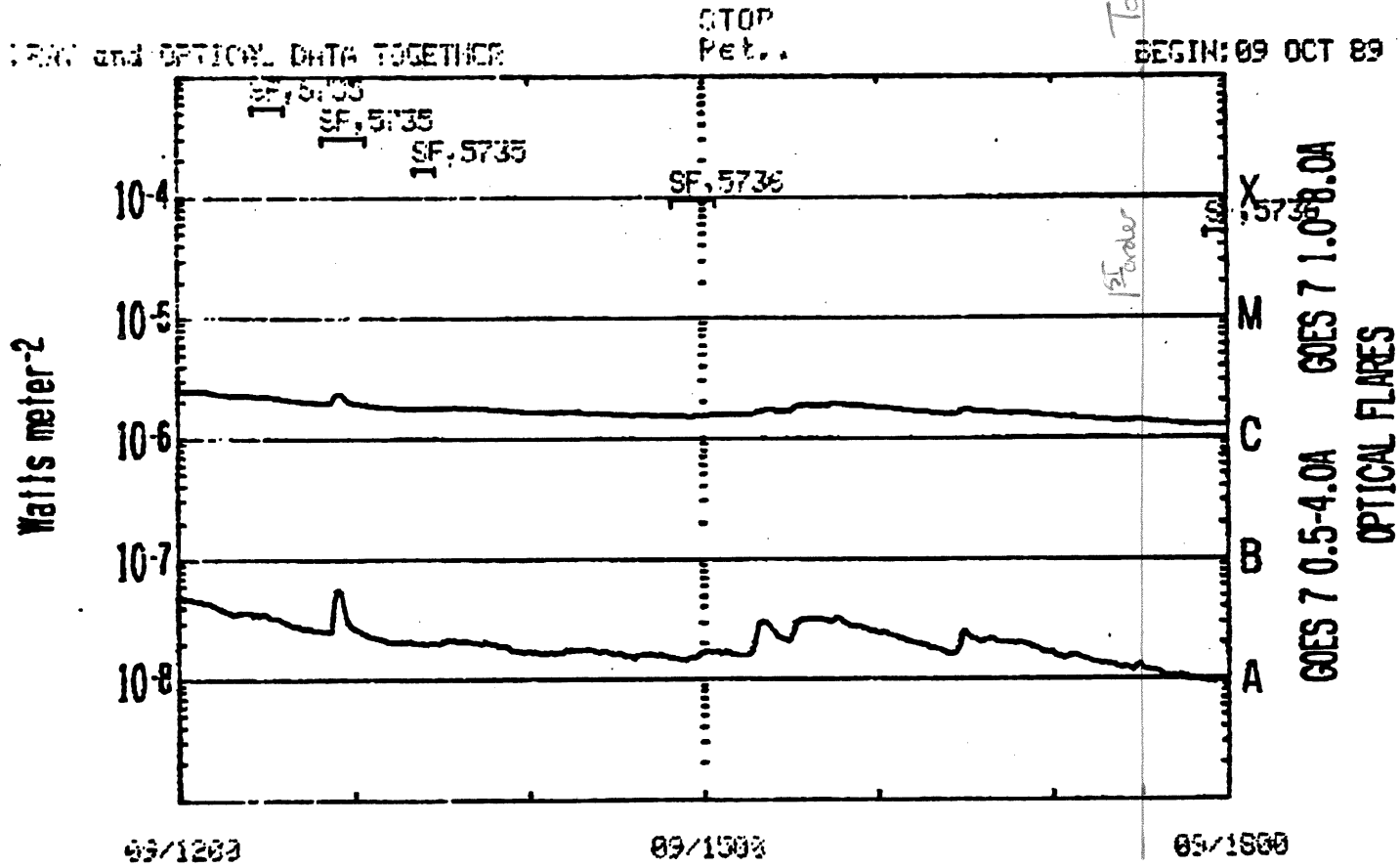
SMM C/P 1989 DOY282 62 +/- 0 degrees



tstart=DOY282 18: 8 from derivative=0
Event begins at 1.62 Solar Radii
radial acceleration= $0.187E-02$ km/sec**2

1989 DOY 282

Top of Cavity Center = 59°
[17:31] 1st order



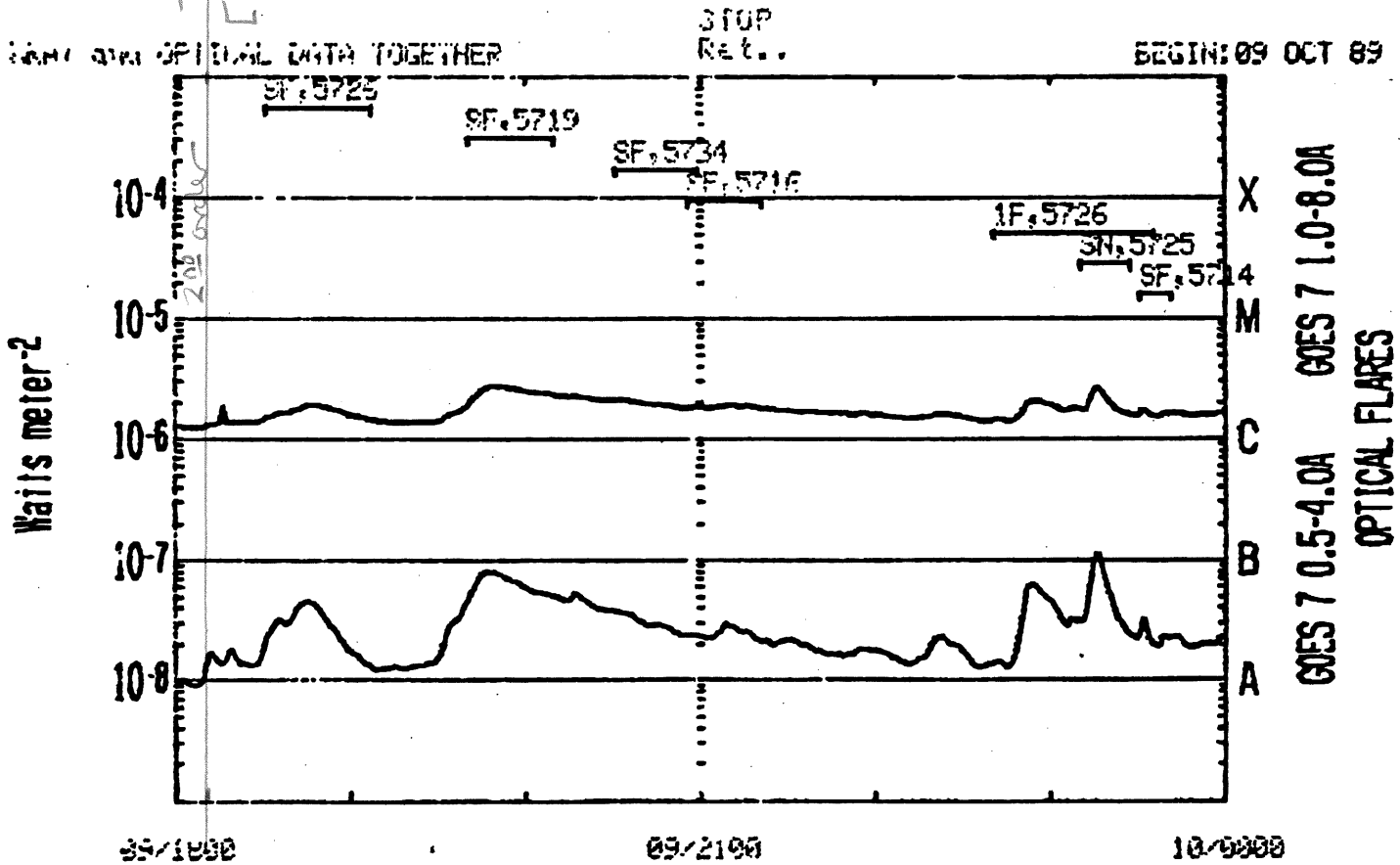
GOES-7 1 MIN DATA: OPTICAL FLARE DUR. IMP. REGION

SAA's
NIGHT
RUN: 1929UT
11 OCT 89

See next
page for 2nd
order

1989 001 282

Top of Cavity
[18:11] 2nd order



GOES-7 1 MIN DATA; OPTICAL FLARE DUR, IMP, REGION

This is a 1 order run

INPUT:

year	day	time	radii	radius	error in angle	error in angle	datatype
1989	282	21:37:57	1.80 +/-	0.20	62.0 +/-	0.5	SMM
1989	282	22: 2:43	1.90 +/-	0.20	62.0 +/-	0.5	SMM
1989	282	23: 9:28	2.10 +/-	0.10	62.0 +/-	0.5	SMM
1989	282	23:34:14	2.10 +/-	0.10	62.0 +/-	0.5	SMM
1989	283	0:40:59	2.35 +/-	0.10	62.0 +/-	0.5	SMM
1989	283	1: 5:45	2.50 +/-	0.15	62.0 +/-	0.5	SMM

Structure being measured:

Top of Cavity

OUTPUT:

START TIME:

Event began at t = 0 + -0.214E+03 +/- 0.305E+01 [minutes]

In more convenient units:

Event began at DOY 282 17:28 +/- 0.305E+01 [minutes]

Origin defined at DOY282 21: 0

RADIAL INFORMATION:

RADIAL VELOCITY = 36. +/- 3. km/sec

The computed RADIAL coefficients and errors FROM NLLST2 are:

- c(1) = 0.167E+01 +/- 0.483E-01 [solar radii]
- c(2) = 0.313E-02 +/- 0.280E-03 [radii/min]
- c(2) = 0.363E+02 +/- 0.325E+01 [km/sec]
- c(3) = 0.000E+00 +/- 0.000E+00 [radii/min**2]
- c(3) = 0.000E+00 +/- 0.000E+00 [km/sec**2]

The computed ERRORS in coefficients [BEVINGTON] are:

- error in c(1)= 0.40044E-01 [radii] see Bevington pg. 114
- error in c(2)= 0.24902E-03 [radii/min] see Bevington pg. 114

ANGULAR INFORMATION:

ANGULAR VELOCITY = 0.0000E+00 +/- 0.0000E+00[radians/sec]

The computed ANGULAR coefficients and errors FROM NLLST2 are:

- a(1) = 62. +/- 0. [degrees]
- a(2) = 0.000E+00 +/- 0.000E+00 [degrees/min]
- a(2) = 0.000E+00 +/- 0.000E+00 [rad/sec]
- a(3) = 0.000E+00 +/- 0.000E+00 [degrees/min**2]
- a(3) = 0.000E+00 +/- 0.000E+00 [rad/sec**2]

The RADIAL velocity at 21:37 = 36. km/sec

The RADIAL velocity at 22: 2 = 36. km/sec

The RADIAL velocity at 23: 9 = 36. km/sec
The RADIAL velocity at 23:34 = 36. km/sec
The RADIAL velocity at 0:40 = 36. km/sec
The RADIAL velocity at 1: 5 = 36. km/sec

The following info is for estimating goodness of the fit

Fit is ok [ier=1]

Standard Deviation in the height = 0.26
Standard Deviation in start time measurement = 0.757E+02
Error in time = 0.29525E+02 using best fit method
See Taylor Error Analysis [Univ of Colorado] pg.78

Value of reduced Chi Squared returned from nllst2 = 0.167E-02
Reduced Chi Squared = 0.961E-02
Chi Squared = 0.384E-01
The probability for exceeding chi square = 0.100E+01

The correlation coefficient = 0.989E+00
The probability that no LINEAR correlation exists between the variables = 0.1866]
SEE BEVINGTON "Data Reduction and Error Analysis" [1969]

This is a 2 order run

INPUT:

year	doy	time	radii	radius	error in angle	error in angle	datatype
1989	282	21:37:57	1.80 +/-	0.20	62.0 +/-	0.5	SMM
1989	282	22: 2:43	1.90 +/-	0.20	62.0 +/-	0.5	SMM
1989	282	23: 9:28	2.10 +/-	0.10	62.0 +/-	0.5	SMM
1989	282	23:34:14	2.10 +/-	0.10	62.0 +/-	0.5	SMM
1989	283	0:40:59	2.35 +/-	0.10	62.0 +/-	0.5	SMM
1989	283	1: 5:45	2.50 +/-	0.15	62.0 +/-	0.5	SMM

Structure being measured:
Top of Cavity

OUTPUT:

START TIME:

tstart=DOY282 18: 8 from derivative = 0
Event begins at 1.62 Solar Radii
Origin defined at DOY282 21: 0

RADIAL INFORMATION:

RADIAL ACCELERATION = 0.187E-02 +/- 0.155E-02 km/sec**2

The computed RADIAL coefficients and errors FROM NLLST2 are:

c(1) = 0.176E+01 +/- 0.902E-01 [solar radii]
c(2) = 0.166E-02 +/- 0.124E-02 [radii/min]
c(2) = 0.193E+02 +/- 0.144E+02 [km/sec]
c(3) = 0.483E-05 +/- 0.401E-05 [radii/min**2]
c(3) = 0.187E-02 +/- 0.155E-02 [km/sec**2]

The computed ERRORS in coefficients [BEVINGTON] are:

Approximate error in c(1) = 0.69901E-01 [radii] Bevington pg 154 (8-30)
Exact error in c(1) = 0.28706E-01 [radii] Bevington pg 154 (8-28)
Approximate error in c(2) = 0.11829E-02 [radii/min] Bevington pg 154 (8-30)
Exact error in c(2) = 0.55407E-03 [radii/min] Bevington pg 154 (8-28)
Approximate error in c(3) = 0.40864E-05 [radii/min**2] Bevington pg 154 (8-30)
Exact error in c(3) = 0.19476E-05 [radii/min**2] Bevington pg 154 (8-28)

ANGULAR INFORMATION:

ANGULAR ACCELERATION= 0.0000E+00 +/- 0.0000E+00[radians/sec**2]

The computed ANGULAR coefficients and errors FROM NLLST2 are:

a(1) = 62. +/- 0. [degrees]
a(2) = 0.000E+00 +/- 0.000E+00 [degrees/min]
a(2) = 0.000E+00 +/- 0.000E+00 [rad/sec]
a(3) = 0.000E+00 +/- 0.000E+00 [degrees/min**2]
a(3) = 0.000E+00 +/- 0.000E+00 [rad/sec**2]

The RADIAL velocity at 21:37 = 24. km/sec

The RADIAL velocity at 22: 2 = 26. km/sec

The RADIAL velocity at 23: 9 = 34. km/sec

The RADIAL velocity at 23:34 = 37. km/sec

The RADIAL velocity at 0:40 = 44. km/sec

The RADIAL velocity at 1: 5 = 47. km/sec

The following info is for estimating goodness of the fit

Fit is ok [ier=1]

Standard Deviation in the height = 0.26

Standard Deviation in start time measurement = 0.757E+02

Value of reduced Chi Squared returned from nllst2 = 0.153E-02

Reduced Chi Squared = 0.681E-02

Chi Squared = 0.204E-01

The probability for exceeding chi square = 0.100E+01

For a second order fit 3 correlation coefficients are given:

(Using equation of motion: $r = a + bt + at^2$)

The correlation between the data and the term linear in time = 0.8149E+00

The correlation between the data and the time**2 term = 0.8455E+00

The correlation between the data and the complete equation of motion=0.9749E+00

SEE BEVINGTON "Data Reduction and Error Analysis" [1969]