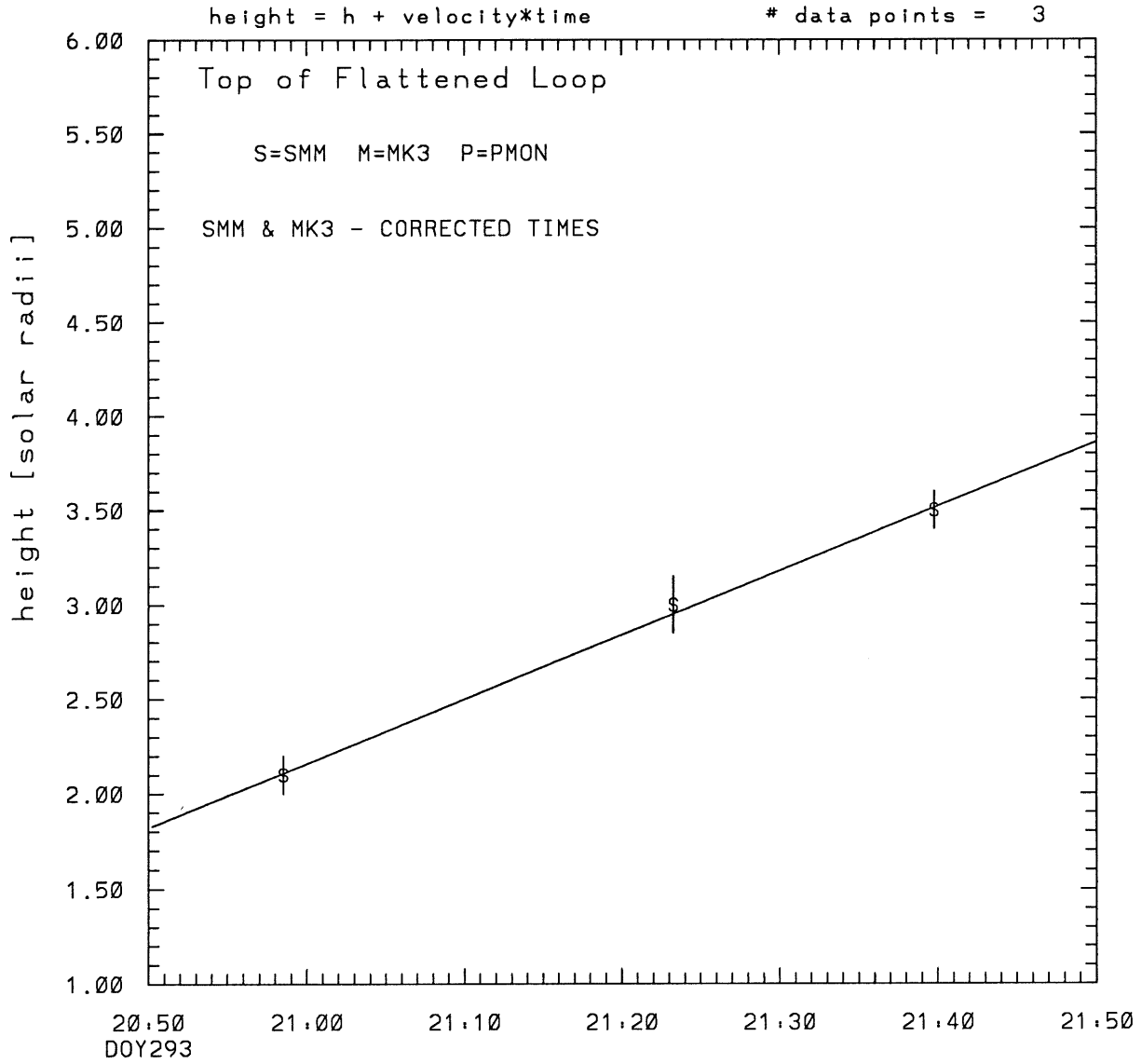
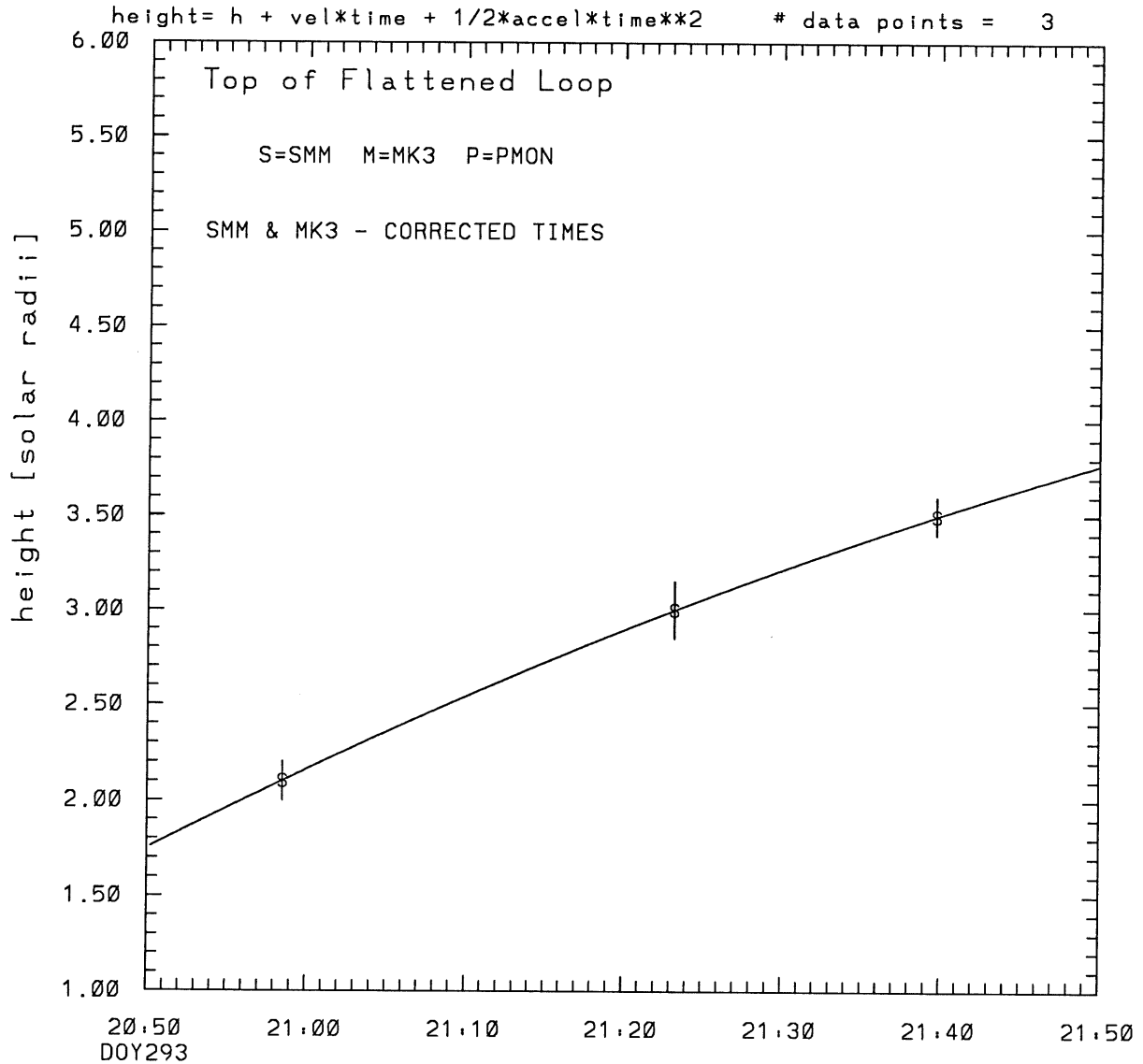


SMM C/P 1989 DOY293 263 +/- 0 degrees



tstart=DOY293 20.26 +/- 0.3 [min.]
radial velocity= 395. +/- 10. [km/sec]

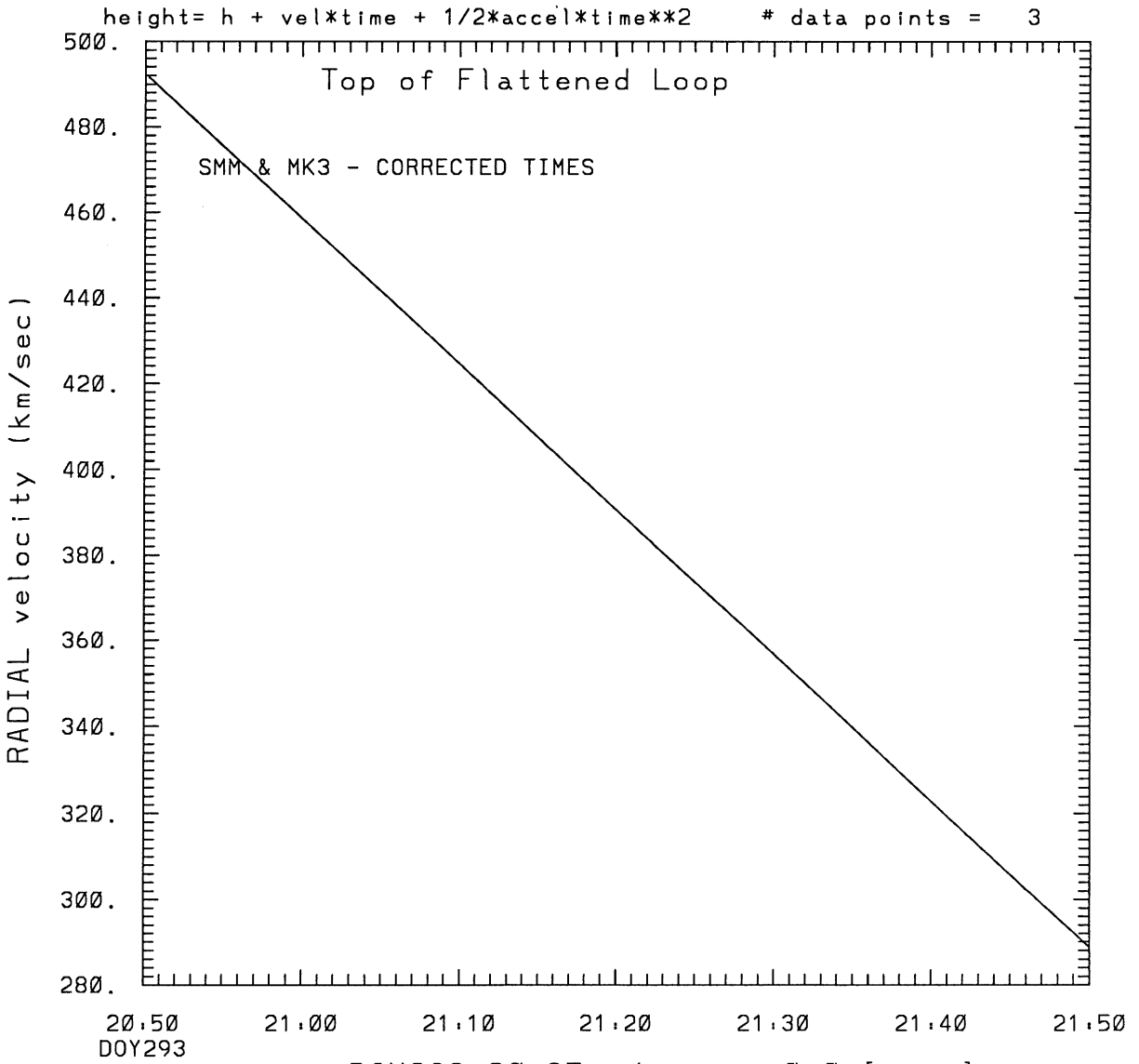
SMM C/P 1989 DOY293 263 +/- 0 degrees



tstart=DOY293 20:35 +/- 0.0 [min.]

radial acceleration = -0.0566 +/- 0.0000 [km/sec**2]

SMM C/P 1989 DOY293 263 +/- 0 degrees



DOY293 tstart=DOY293 20:35 +/- 0.0 [min.]

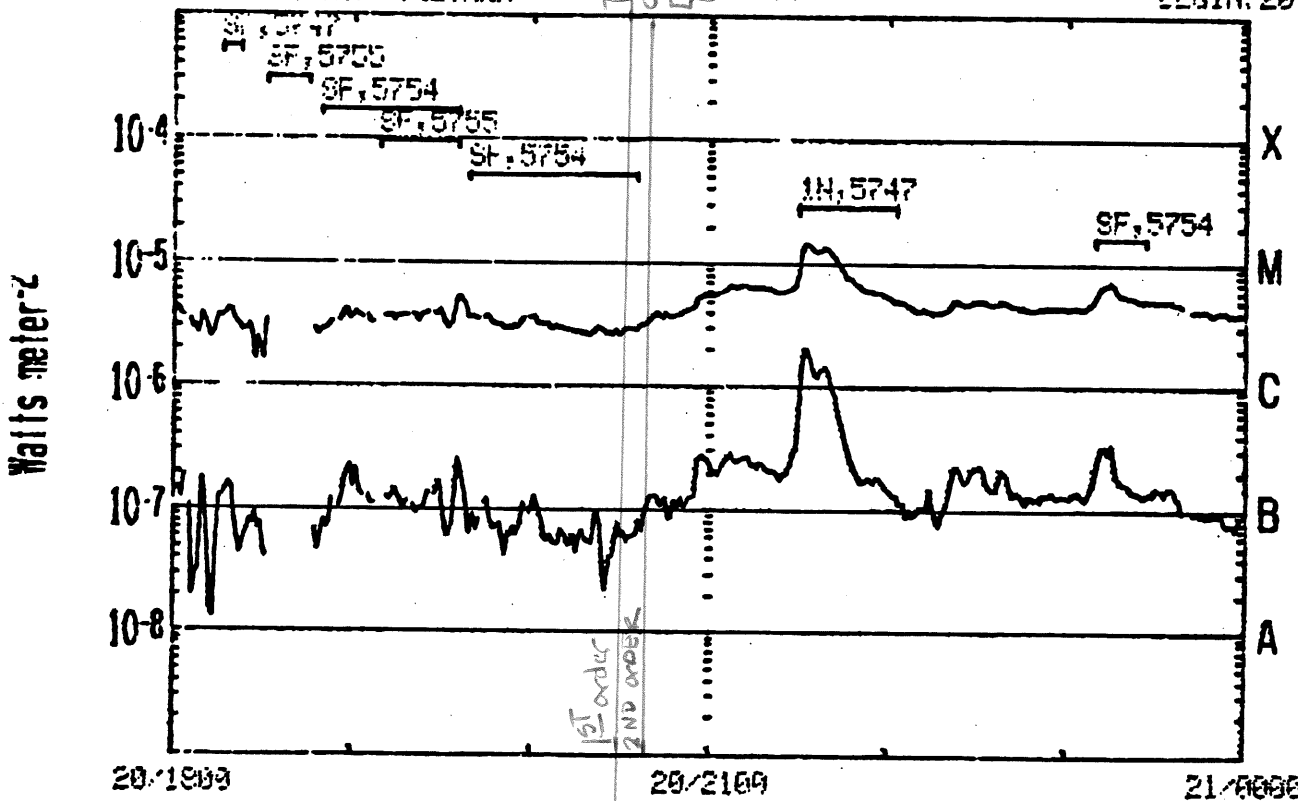
radial acceleration=-.566E-01 km/sec**2

1989 DOY 293

Top of Flat Top
center = 270
[20:19] 1st order
[19:20] 2nd order

HEAT and OPTICAL DATA TOGETHER

BEGIN: 20 OCT 89



GOES 6 0.5-4.0A GOES 6 1.0-8.0A
OPTICAL FLARES

— SAA's
— NIGHT

GOES-6 1 MIN DATA: OPTICAL FLARE DUR. IMP. REGION

RUN: 1811UT
25 OCT 89

This is a 1 order run

INPUT:

year	day	time	radii	radius	error in angle	error in angle	datatype
1989	293	20:58:31	2.10 +/- 0.10	263.0 +/- 0.5			SMM
1989	293	21:23:17	3.00 +/- 0.15	263.0 +/- 1.0			SMM
1989	293	21:39:47	3.50 +/- 0.10	263.0 +/- 1.0			SMM

Structure being measured:
Top of Flattened Loop

OUTPUT:

START TIME:

Event began at $t = 0 + -0.241E+02 \pm 0.301E+00$ [minutes]
In more convenient units:
Event began at DOY 293 20:26 $\pm 0.301E+00$ [minutes]

Origin defined at DOY293 20:50

RADIAL INFORMATION:

RADIAL VELOCITY = 395. +/- 10. km/sec

The computed RADIAL coefficients and errors FROM NLLST2 are:

c(1) = 0.182E+01 +/- 0.306E-01 [solar radii]
c(2) = 0.340E-01 +/- 0.867E-03 [radii/min]
c(2) = 0.395E+03 +/- 0.101E+02 [km/sec]
c(3) = 0.000E+00 +/- 0.000E+00 [radii/min**2]
c(3) = 0.000E+00 +/- 0.000E+00 [km/sec**2]

The computed ERRORS in coefficients [BEVINGTON] are:

error in c(1) = 0.60614E-01 [radii] see Bevington pg. 114
error in c(2) = 0.17357E-02 [radii/min] see Bevington pg. 114

ANGULAR INFORMATION:

ANGULAR VELOCITY = 0.0000E+00 +/- 0.0000E+00 [radians/sec]

The computed ANGULAR coefficients and errors FROM NLLST2 are:

a(1) = 263. +/- 0. [degrees]
a(2) = 0.000E+00 +/- 0.000E+00 [degrees/min]
a(2) = 0.000E+00 +/- 0.000E+00 [rad/sec]
a(3) = 0.000E+00 +/- 0.000E+00 [degrees/min**2]
a(3) = 0.000E+00 +/- 0.000E+00 [rad/sec**2]

The RADIAL velocity at 20:58 = 395. km/sec

The RADIAL velocity at 21:23 = 395. km/sec

The RADIAL velocity at 21:39 = 395. km/sec

The following info is for estimating goodness of the fit

Fit is ok [ier=1]

Standard Deviation in the height = 0.71
Standard Deviation in start time measurement = 0.170E+02
Error in time = 0.14982E+01 using best fit method
See Taylor Error Analysis [Univ of Colorado] pg.78

Value of reduced Chi Squared returned from nllst2 = 0.791E-03
Reduced Chi Squared = 0.529E-02
Chi Squared = 0.529E-02
The probability for exceeding chi square = 0.978E+00

The correlation coefficient = 0.999E+00
The probability that no LINEAR correlation exists between the variables = 0.30741
SEE BEVINGTON "Data Reduction and Error Analysis" [1969]

This is a 2 order run

INPUT:

year	doy	time	radii	radius	error in angle	error in angle	datatype
1989	293	20:58:31	2.10 +/-	0.10	263.0 +/-	0.5	SMM
1989	293	21:23:17	3.00 +/-	0.15	263.0 +/-	1.0	SMM
1989	293	21:39:47	3.50 +/-	0.10	263.0 +/-	1.0	SMM

Structure being measured:
Top of Flattened Loop

OUTPUT:

START TIME:

Event began at t = 0 + -0.167E+02 +/- 0.000E+00 [minutes]
In more convenient units:
Event began at DOY 293 20:35 +/- 0.000E+00 [minutes]

Origin defined at DOY293 20:50

RADIAL INFORMATION:

RADIAL ACCELERATION = -0.566E-01 +/- 0.349E-05 km/sec**2

The computed RADIAL coefficients and errors FROM NLLST2 are:

c(1) = 0.175E+01 +/- 0.506E-05 [solar radii]
c(2) = 0.425E-01 +/- 0.525E-06 [radii/min]
c(2) = 0.492E+03 +/- 0.609E-02 [km/sec]
c(3) = -0.146E-03 +/- 0.902E-08 [radii/min**2]
c(3) = -0.566E-01 +/- 0.349E-05 [km/sec**2]

ANGULAR INFORMATION:

ANGULAR ACCELERATION= 0.0000E+00 +/- 0.0000E+00[radians/sec**2]

The computed ANGULAR coefficients and errors FROM NLLST2 are:

a(1) = 263. +/- 0. [degrees]
a(2) = 0.000E+00 +/- 0.000E+00 [degrees/min]
a(2) = 0.000E+00 +/- 0.000E+00 [rad/sec]
a(3) = 0.000E+00 +/- 0.000E+00 [degrees/min**2]
a(3) = 0.000E+00 +/- 0.000E+00 [rad/sec**2]

The RADIAL velocity at 20:58 = 464. km/sec

The RADIAL velocity at 21:23 = 380. km/sec

The RADIAL velocity at 21:39 = 324. km/sec

The following info is for estimating goodness of the fit

Number data points = number of coefficients. No error analysis is possible.
Correlation coefficient is not computable!