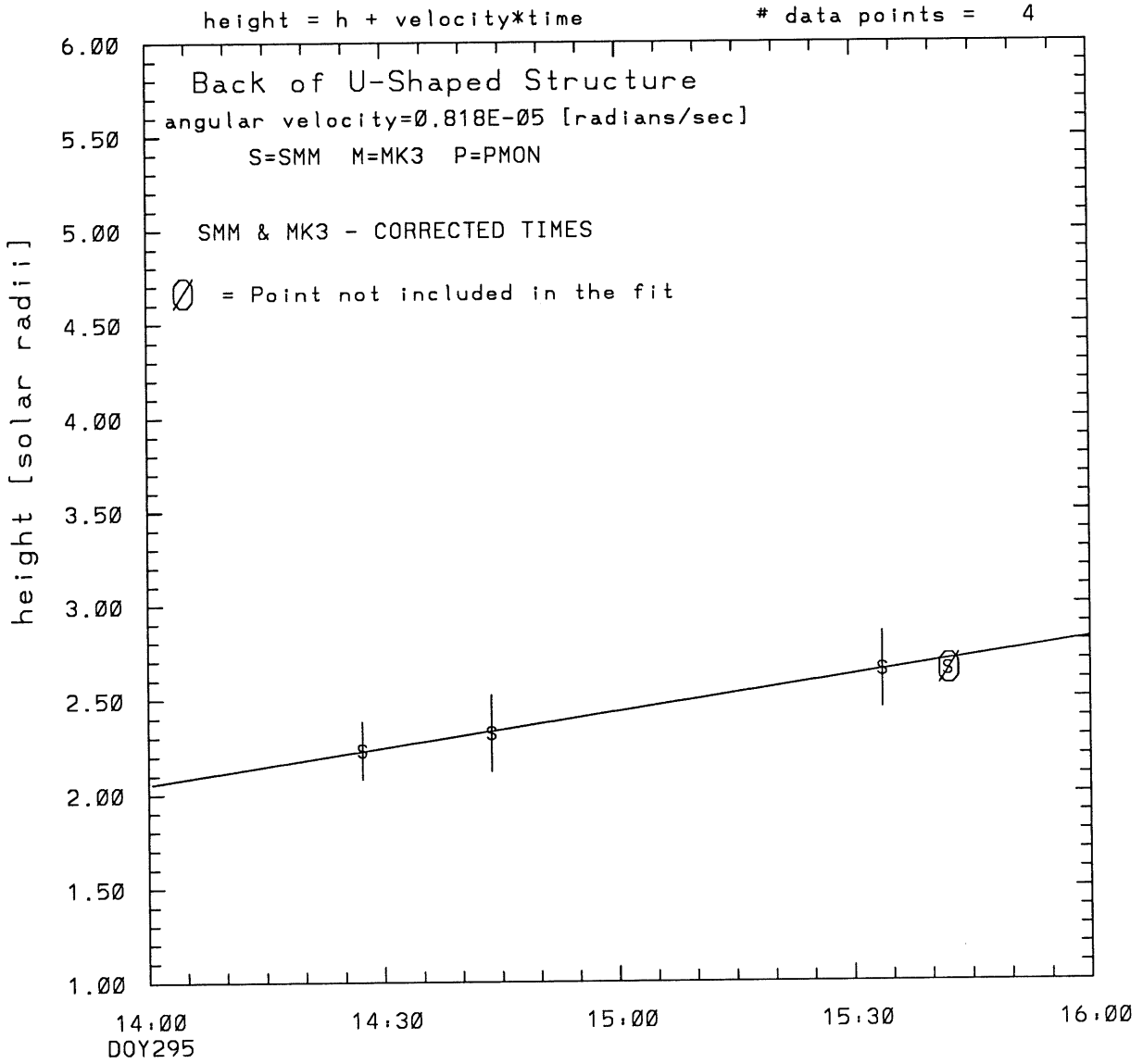


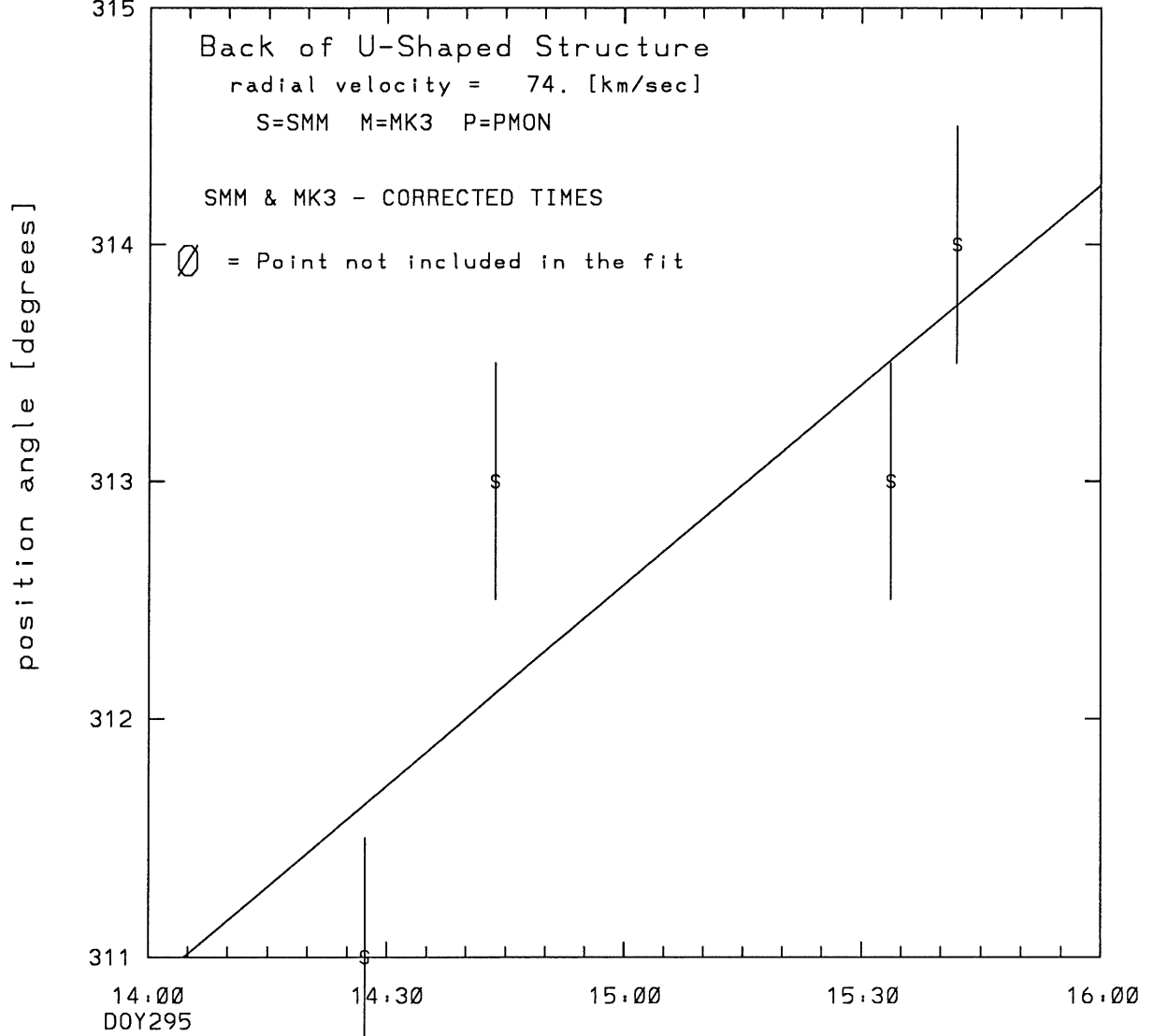
SMM C/P 1989 DOY295 312 +/- 2 degrees



tstart=DOY295 11.16 +/- 1.4 [min.]
radial velocity= 74. +/- 2. [km/sec]

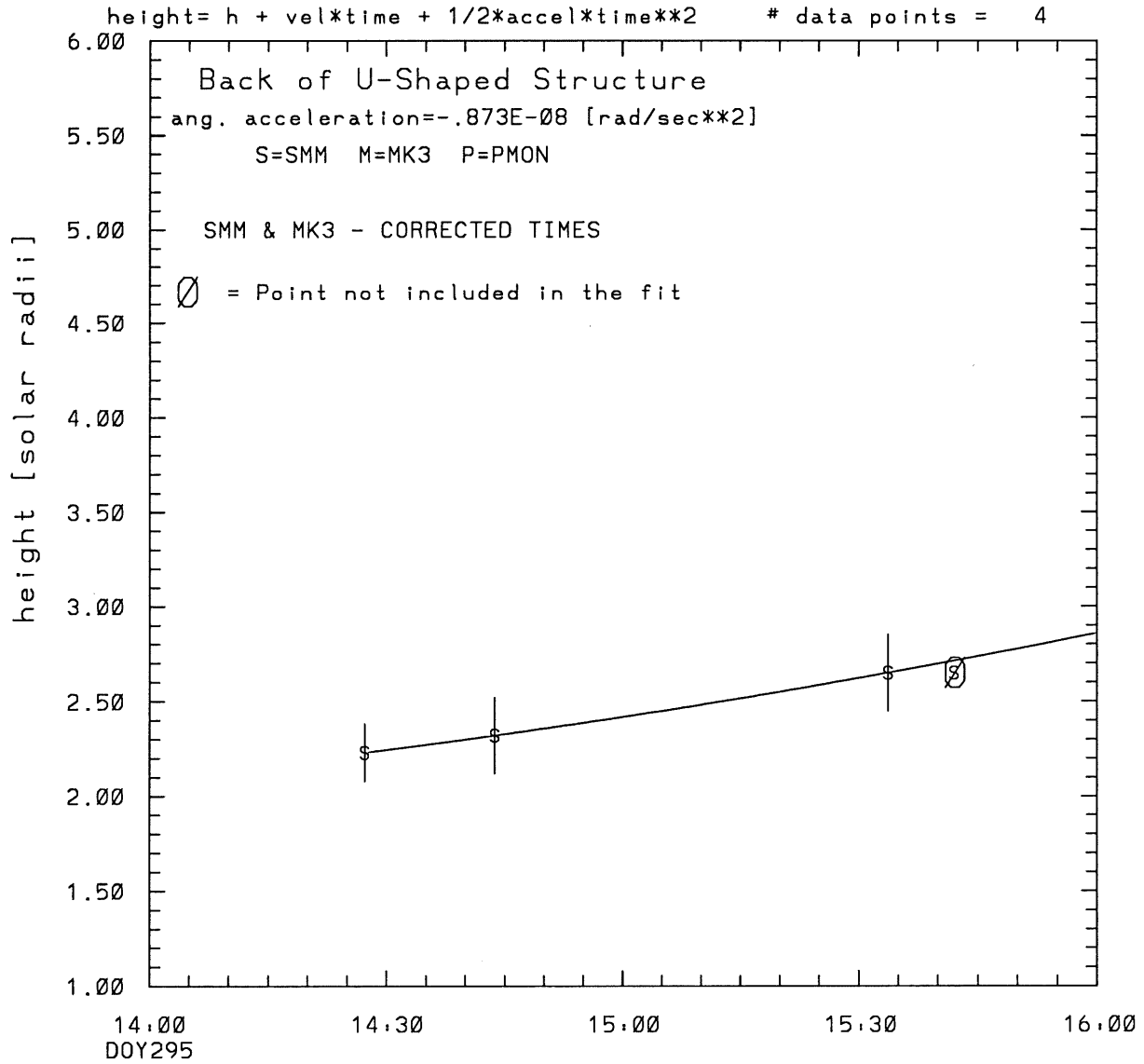
SMM C/P 1989 DOY295 312 +/- 2 degrees

angle = initial angle + angular velocity * time # data points = 4



tstart = DOY295 11:16 +/- 1.4 [min.]
angular velocity = 0.818E-05 +/- 0.327E-05 [rad/sec]

SMM C/P 1989 D0Y295 312 +/- 2 degrees

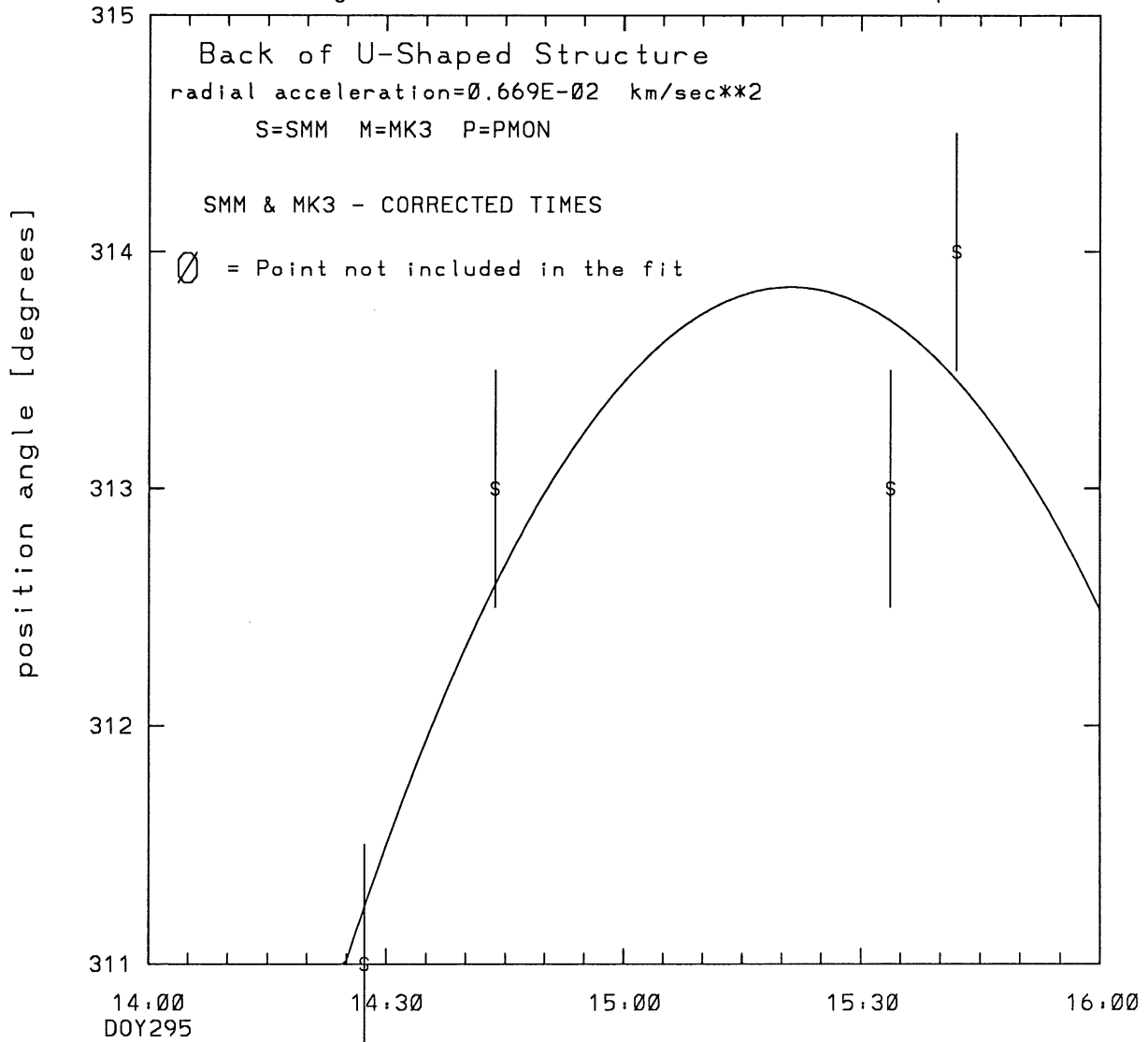


tstart=D0Y295 11:58 from derivative=0
Event begins at 1.84 Solar Radii
radial acceleration = $0.0067 +/- 0.0000$ [km/sec**2]

SMM C/P 1989 DOY295 312 +/- 2 degrees

$$\text{angle} = \text{initial angle} + \text{angular velocity} \cdot \text{time} + \frac{1}{2} \text{angular acceleration} \cdot \text{time}^2$$

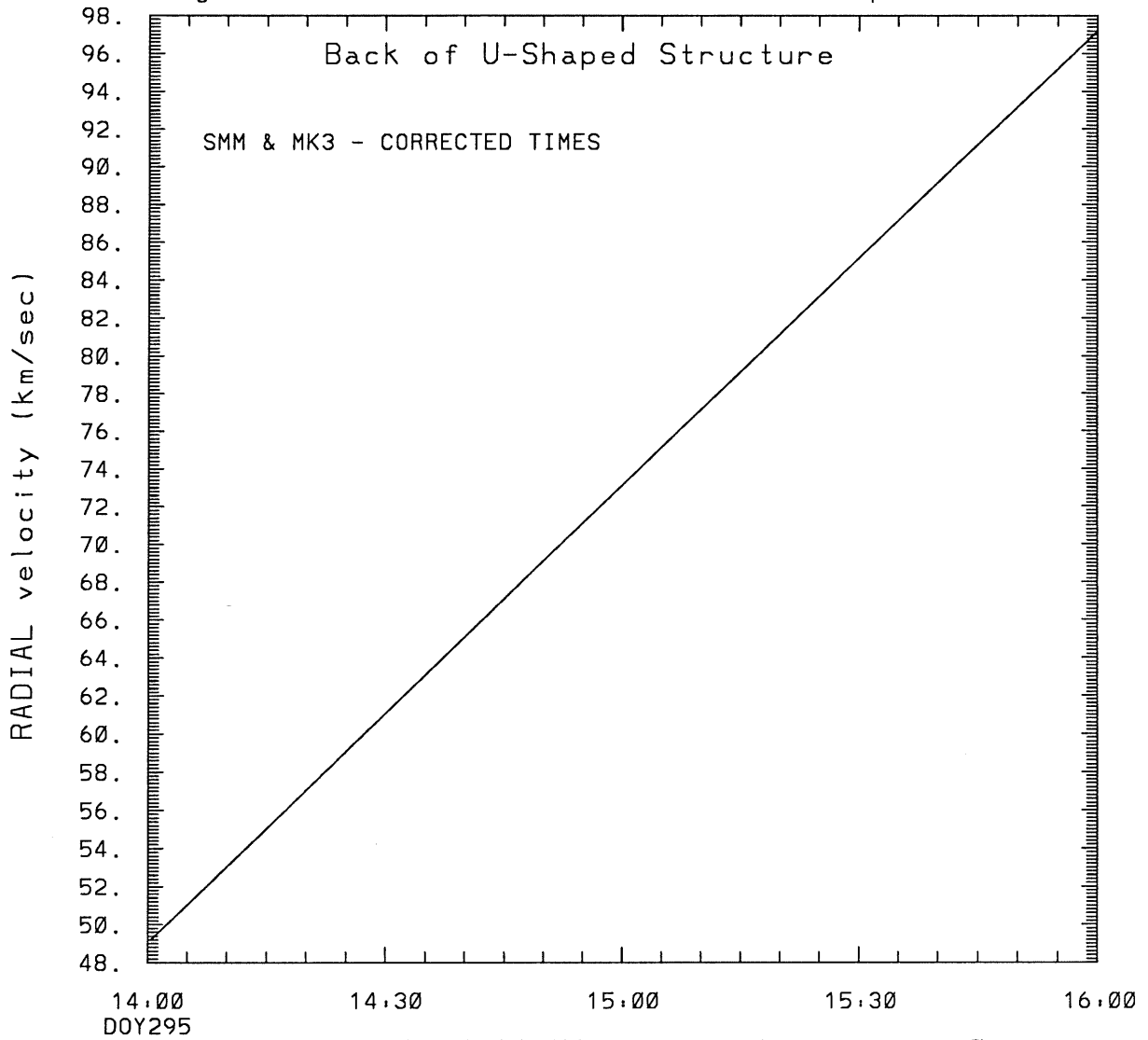
data points = 4



tstart=DOY295 11:58 from derivative=0
angular acceleration=-.873E-08 +/-0.862E-08 [rad/sec**2]

SMM C/P 1989 DOY295 312 +/- 2 degrees

height= h + vel*time + 1/2*accel*t # data points = 4

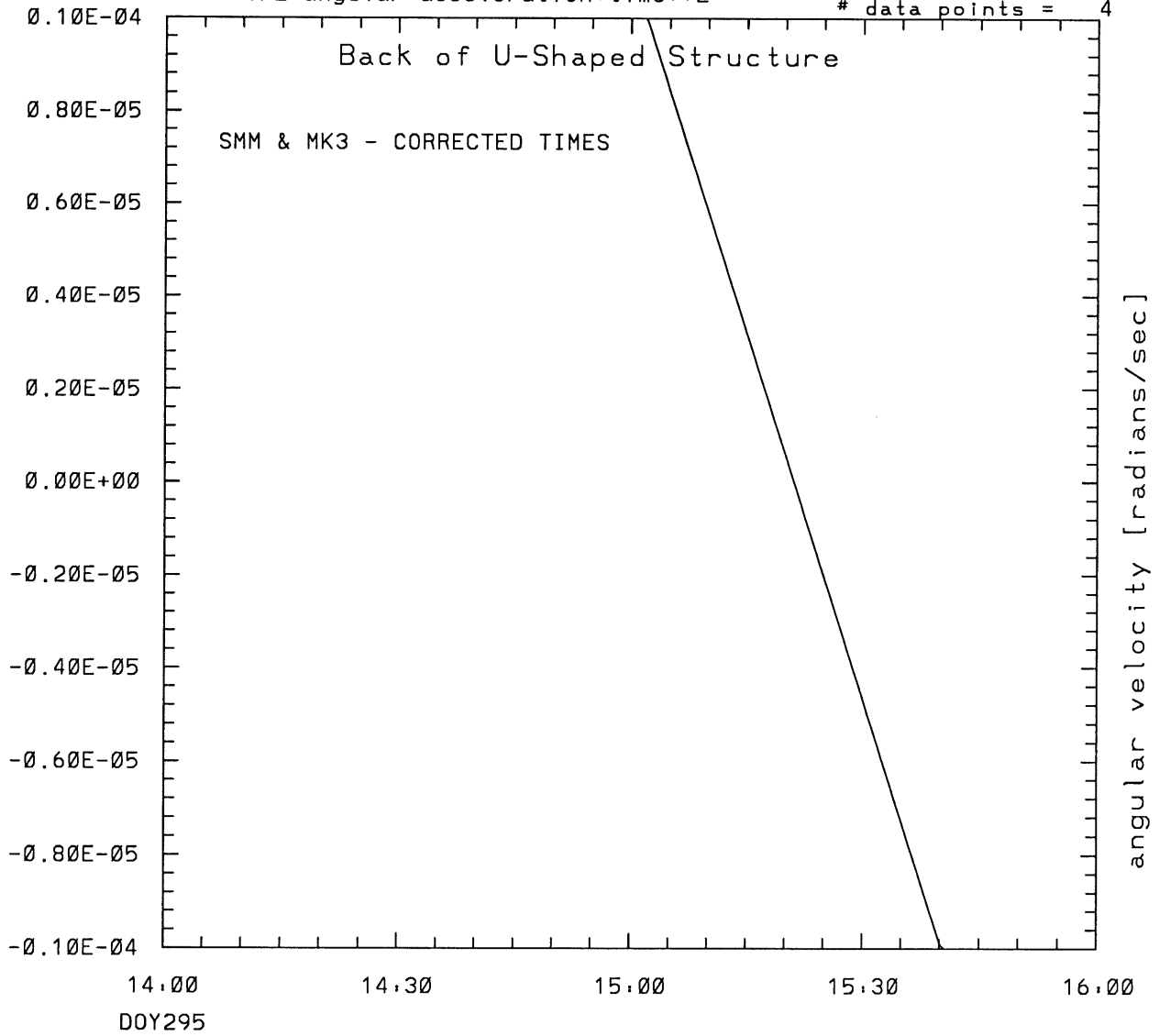


tstart=DOY295 11:58 from derivative=0
Event begins at 1.84 Solar Radii
radial acceleration=0.669E-02 km/sec**2

SMM C/P 1989 DOY295 312 +/- 2 degrees

$$\text{angle} = \text{initial angle} + \text{angular velocity} * \text{time} + \frac{1}{2} \text{angular acceleration} * \text{time} ** 2$$

data points = 4



tstart=DOY295 11:58 from derivative=0
angular acceleration=-.873E-08 +/-
0.862E-08 [rad/sec**2]

1989 DOY 295

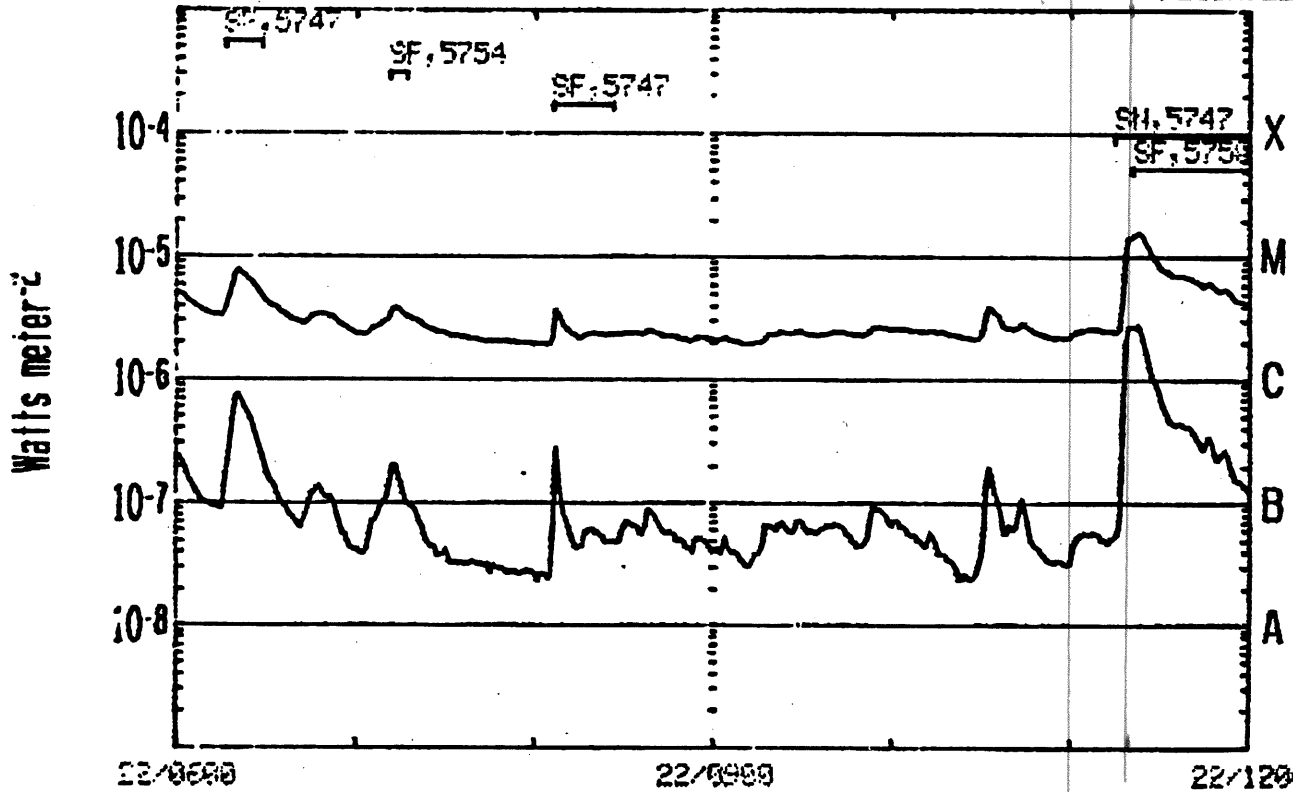
Back of Disconnection, center = 315°
[11:00] 1st order

Back of Disconnection, OMITTING
LAST DATA POINT
[11:19] 1st order

HEAT AND OPTICAL DATA TOGETHER

STOP
Ret..

BEGIN: 22 OCT 89



GOES 6 0.5-4.0A GOES 6 1.0-8.0A
OPTICAL FLARES

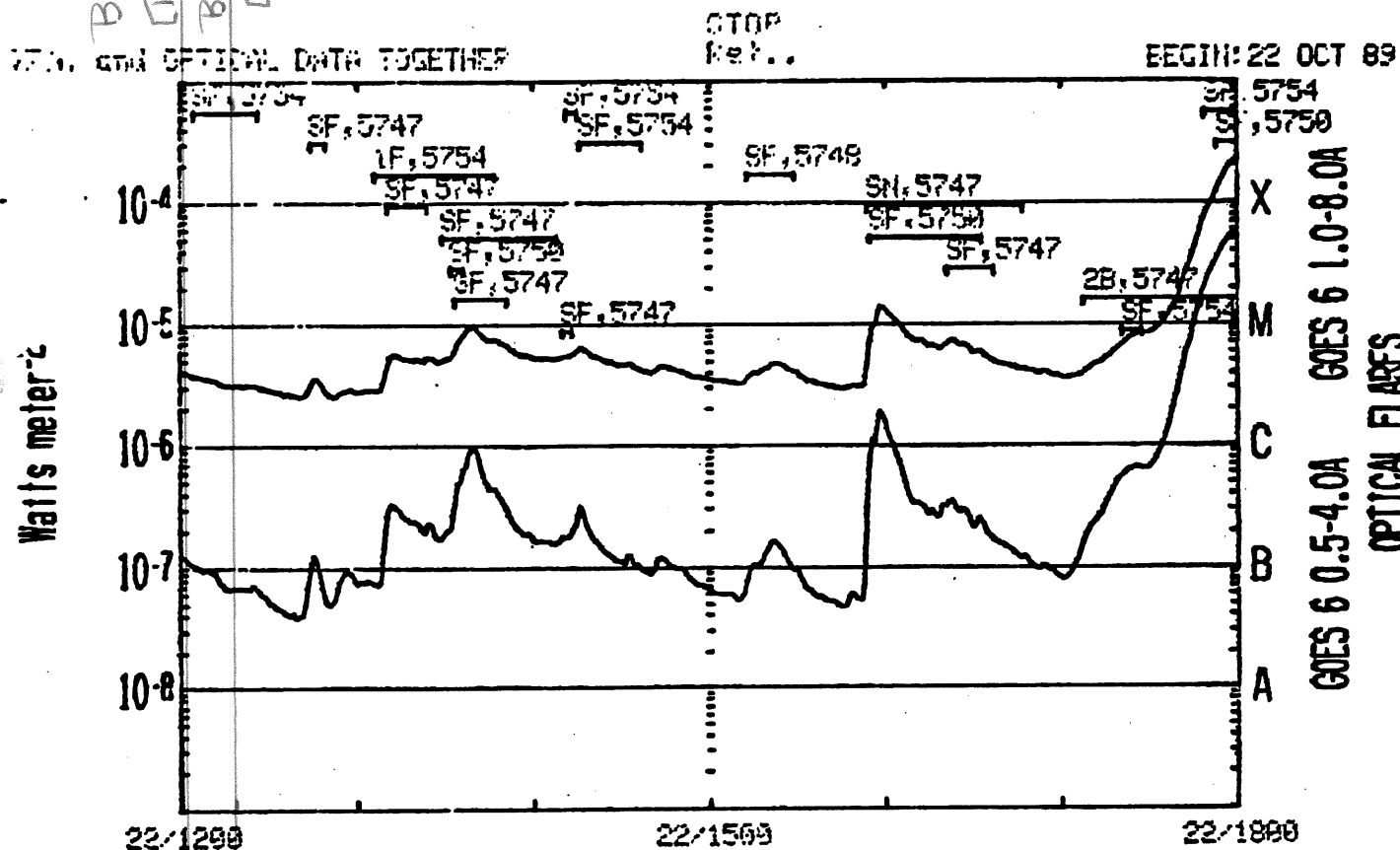
GOES-6 1 MIN DATA; OPTICAL FLARE DUR, IMP, REGION

SAA's
NIGHT
RHH: 1939UT
27 OCT 89

see next page
for 2nd order fits

1989 DOY 295

Back of Disconnection, OMIT LAST POINT
[12:01] 2nd order
Back of Disconnection, 2nd order
[12:17]



GOES-6 1 MIN DATA; OPTICAL FLARE DUR, IMP, REGION

RUN: 1543UT
27 OCT 89

This is a 1 order run

INPUT:

year	day	time	radii	radius	error in angle	error in angle	datatype
1989	295	14:27:15	2.23 +/- 0.15	311.0 +/- 0.5			SMM
1989	295	14:43:45	2.32 +/- 0.20	313.0 +/- 0.5			SMM
1989	295	15:33:43	2.65 +/- 0.20	313.0 +/- 0.5			SMM
1989	295	15:42: 0	2.65	-----	314.00 +/-	----	SMM THIS POINT WASN'T USEI

Structure being measured:
Back of U-Shaped Structure

OUTPUT:

START TIME:

Event began at t = 0 + -0.166E+03 +/- 0.141E+01 [minutes]
In more convenient units:
Event began at DOY 295 11:16 +/- 0.141E+01 [minutes]

Origin defined at DOY295 14: 0

RADIAL INFORMATION:

RADIAL VELOCITY = 74. +/- 2. km/sec

The computed RADIAL coefficients and errors FROM NLLST2 are:

c(1) = 0.205E+01 +/- 0.738E-02 [solar radii]
c(2) = 0.635E-02 +/- 0.131E-03 [radii/min]
c(2) = 0.736E+02 +/- 0.152E+01 [km/sec]
c(3) = 0.000E+00 +/- 0.000E+00 [radii/min**2]
c(3) = 0.000E+00 +/- 0.000E+00 [km/sec**2]

The computed ERRORS in coefficients [BEVINGTON] are:

error in c(1)= 0.42083E-01 [radii] see Bevington pg. 114
error in c(2)= 0.56947E-03 [radii/min] see Bevington pg. 114

ANGULAR INFORMATION:

ANGULAR VELOCITY = 0.8183E-05 +/- 0.3269E-05[radians/sec]

The computed ANGULAR coefficients and errors FROM NLLST2 are:

a(1) = 311. +/- 1. [degrees]
a(2) = 0.281E-01 +/- 0.112E-01 [degrees/min]
a(2) = 0.818E-05 +/- 0.327E-05 [rad/sec]
a(3) = 0.000E+00 +/- 0.000E+00 [degrees/min**2]
a(3) = 0.000E+00 +/- 0.000E+00 [rad/sec**2]

The RADIAL velocity at 14:27 = 74. km/sec

The RADIAL velocity at 14:43 = 74. km/sec

The RADIAL velocity at 15:33 = 74. km/sec

The RADIAL velocity at 15:42 = 74. km/sec

The following info is for estimating goodness of the fit

Fit is ok [ier=1]

Standard Deviation in the height = 0.22
Standard Deviation in start time measurement = 0.319E+02
Error in time = 0.80852E+01 using best fit method
See Taylor Error Analysis [Univ of Colorado] pg.78

Value of reduced Chi Squared returned from nllst2 = 0.520E-04
Reduced Chi Squared = 0.513E-02
Chi Squared = 0.103E-01
The probability for exceeding chi square = 0.100E+01

The correlation coefficient = 0.996E+00
The probability that no LINEAR correlation exists between the variables = 0.4373]
SEE BEVINGTON "Data Reduction and Error Analysis" [1969]

This is a 2 order run

INPUT:

year	day	time	radii	radius	angle	error in angle	datatype
1989	295	14:27:15	2.23 +/- 0.15	311.0 +/- 0.5			SMM
1989	295	14:43:45	2.32 +/- 0.20	313.0 +/- 0.5			SMM
1989	295	15:33:43	2.65 +/- 0.20	313.0 +/- 0.5			SMM
1989	295	15:42: 0	2.65 -----	314.00 +/- ----			SMM THIS POINT WASN'T USEI

Structure being measured:
Back of U-Shaped Structure

OUTPUT:

START TIME:

tstart=DOY295 11:58 from derivative = 0
Event begins at 1.84 Solar Radii
Origin defined at DOY295 14: 0

RADIAL INFORMATION:

RADIAL ACCELERATION = 0.669E-02 +/- 0.920E-06 km/sec**2

The computed RADIAL coefficients and errors FROM NLLST2 are:

c(1) =	0.210E+01 +/-	0.701E-05 [solar radii]
c(2) =	0.423E-02 +/-	0.293E-06 [radii/min]
c(2) =	0.490E+02 +/-	0.340E-02 [km/sec]
c(3) =	0.173E-04 +/-	0.238E-08 [radii/min**2]
c(3) =	0.669E-02 +/-	0.920E-06 [km/sec**2]

The computed ERRORS in coefficients [BEVINGTON] are:

Approximate error in c(1) =	0.26770E+00 [radii] Bevington pg 154 (8-30)
Exact error in c(1) =	0.69039E-05 [radii] Bevington pg 154 (8-28)
Approximate error in c(2) =	0.10349E-01 [radii/min] Bevington pg 154 (8-30)
Exact error in c(2) =	0.30454E-06 [radii/min] Bevington pg 154 (8-28)
Approximate error in c(3) =	0.78632E-04 [radii/min**2] Bevington pg 154 (8-30)
Exact error in c(3) =	0.24761E-08 [radii/min**2] Bevington pg 154 (8-28)

ANGULAR INFORMATION:

ANGULAR ACCELERATION= -0.8733E-08 +/- 0.8621E-08[radians/sec**2]

The computed ANGULAR coefficients and errors FROM NLLST2 are:

a(1) =	308. +/- 3. [degrees]
a(2) =	0.146E+00 +/- 0.117E+00 [degrees/min]
a(2) =	0.425E-04 +/- 0.340E-04 [rad/sec]
a(3) =	-0.901E-03 +/- 0.889E-03 [degrees/min**2]
a(3) =	-0.873E-08 +/- 0.862E-08 [rad/sec**2]

The RADIAL velocity at 14:27 = 60. km/sec

The RADIAL velocity at 14:43 = 67. km/sec

The RADIAL velocity at 15:33 = 87. km/sec

The RADIAL velocity at 15:42 = 90. km/sec

The following info is for estimating goodness of the fit

Fit is ok [ier=1]

Standard Deviation in the height = 0.22

Standard Deviation in start time measurement = 0.319E+02

Value of reduced Chi Squared returned from nllst2 = 0.296E-11

Reduced Chi Squared = 0.159E-01

Chi Squared = 0.159E-01

The probability for exceeding chi square = 0.100E+01

For a second order fit 3 correlation coefficients are given:

(Using equation of motion: $r = a + bt + at^2$)

The correlation between the data and the term linear in time = 0.1022E+01

The correlation between the data and the time**2 term = 0.9704E+00

The correlation between the data and the complete equation of motion=0.1038E+01

SEE BEVINGTON "Data Reduction and Error Analysis" [1969]