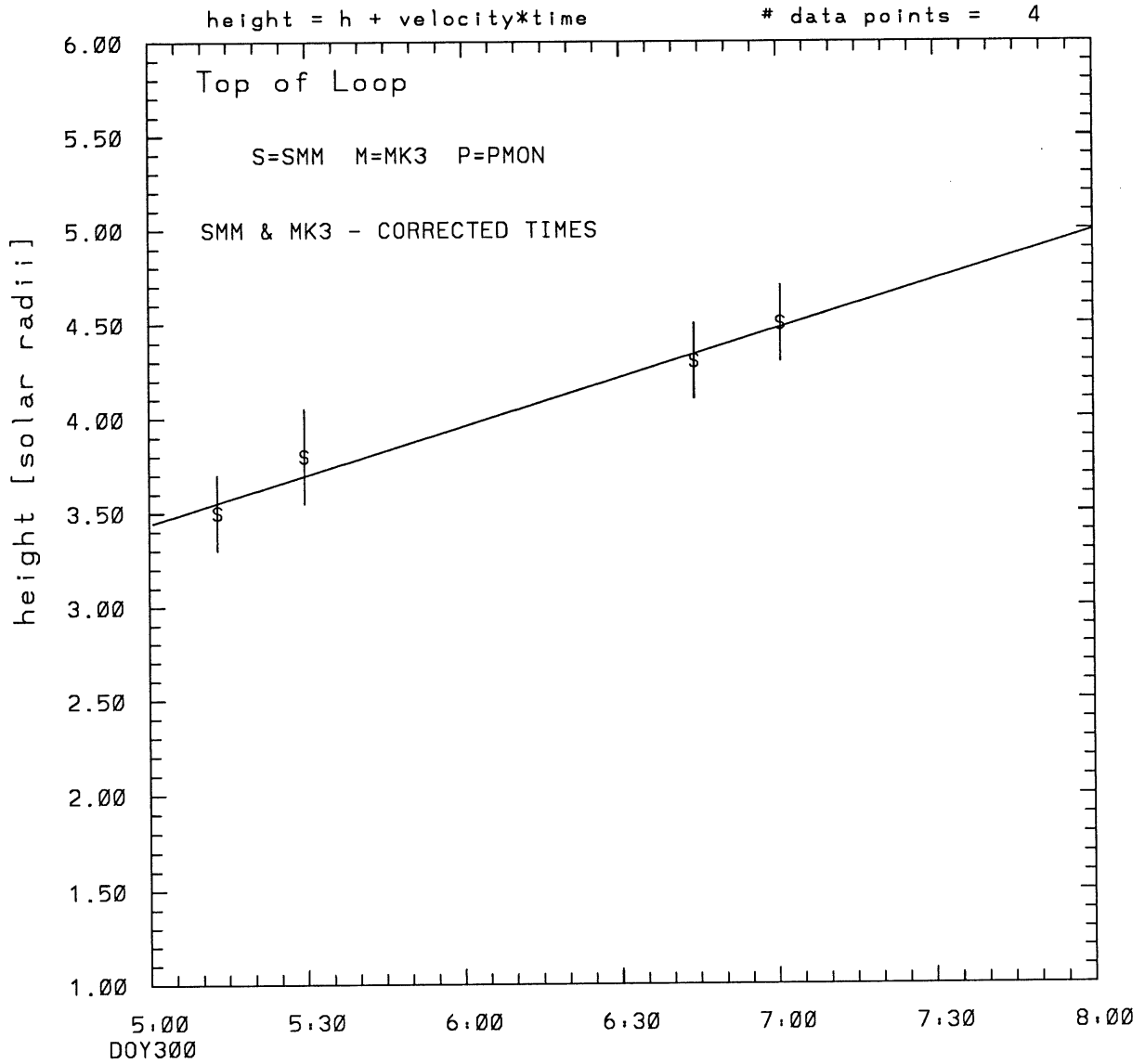
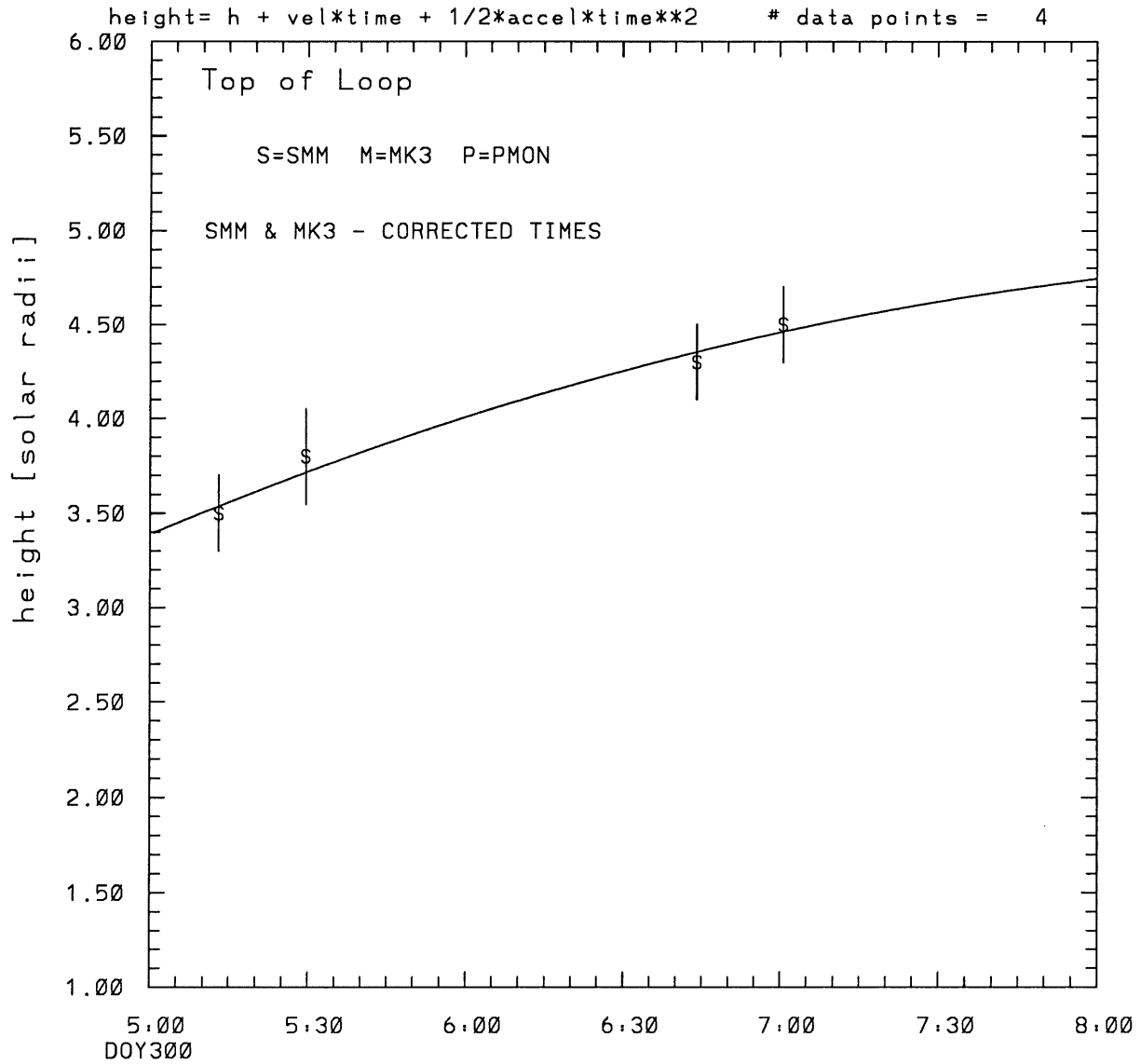


SMM C/P 1989 DOY300 131 +/- 0 degrees



tstart=DOY300 0:17 +/- 11.7 [min.]  
radial velocity= 100. +/- 8. [km/sec]

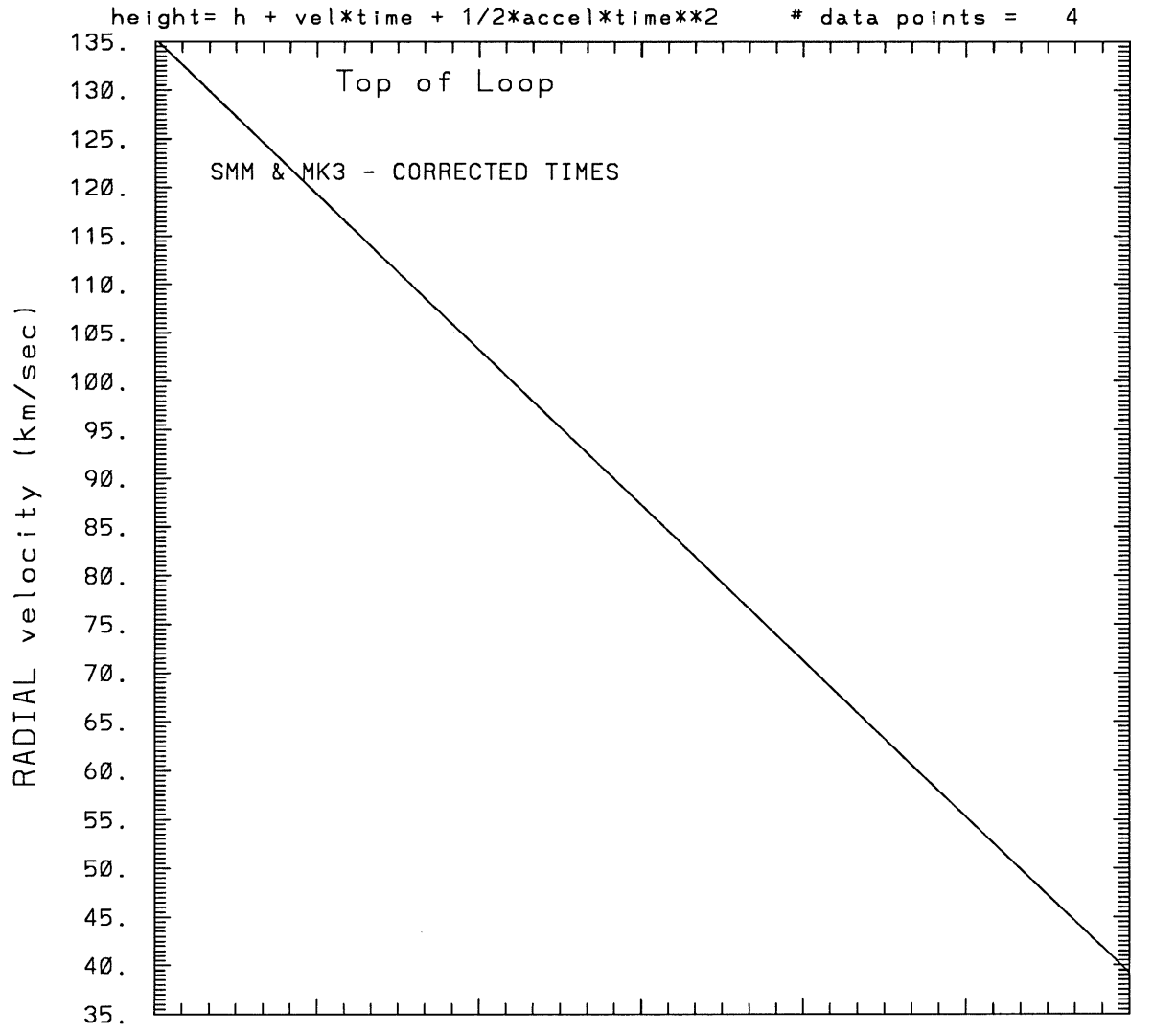
SMM C/P 1989 DOY300 131 +/- 0 degrees



tstart=DOY300 2:25 +/- 252.7 [min.]

radial acceleration =  $-0.0089 \pm 0.0198$  [km/sec\*\*2]

SMM C/P 1989 DOY300 131 +/- 0 degrees

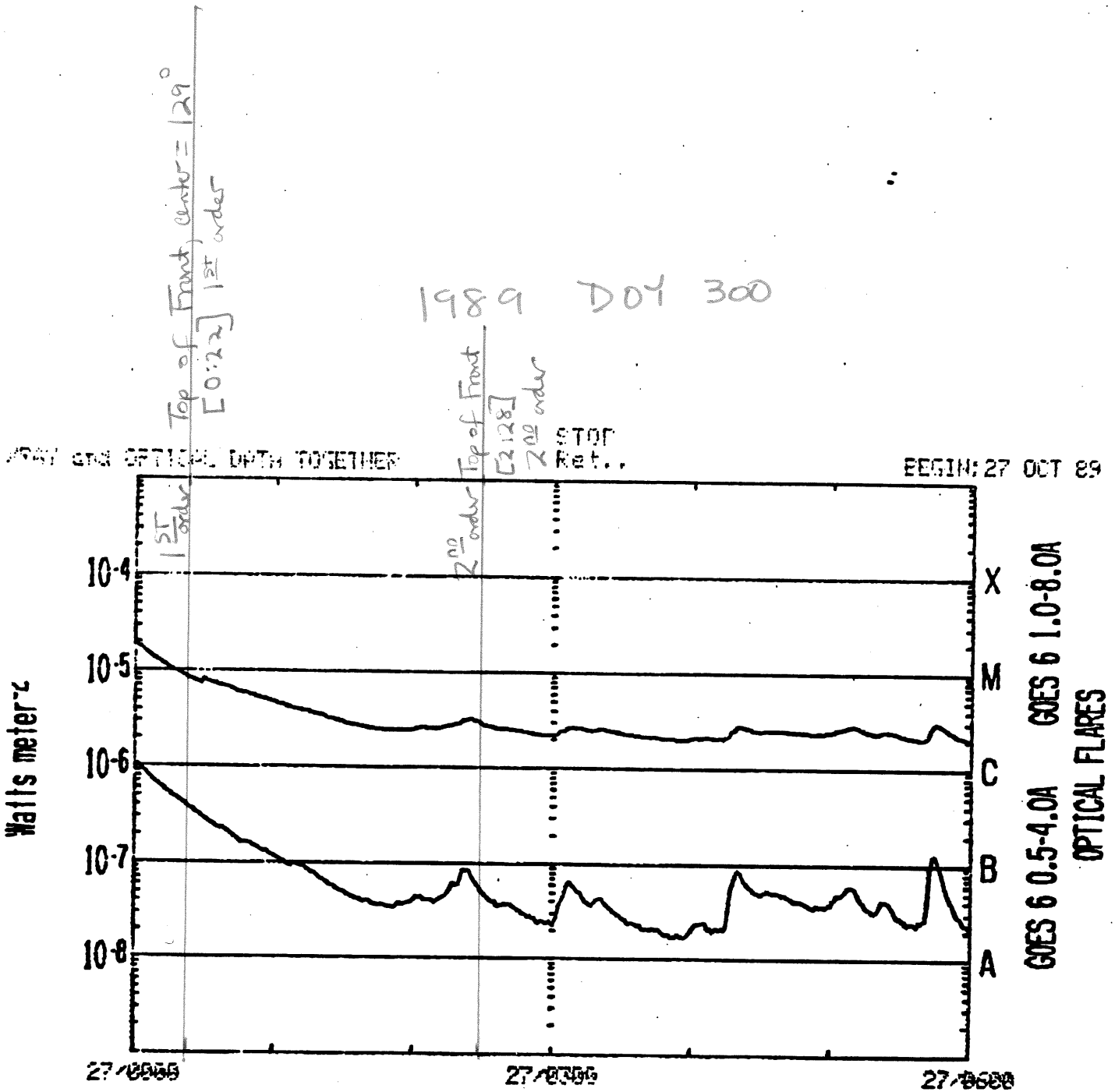


DOY300

tstart=DOY300 2:25 +/- 252.7 [min.]

radial acceleration=-.889E-02 km/sec\*\*2

1989 DOY 300



GOES-6 1 MIN DATA; OPTICAL FLARE DUR, IMP, REGION

SAA's  
NIGHT

RUN: 3049UT  
1 NOV 89

\*\*\*\*\*  
This is a 1 order run  
\*\*\*\*\*

\*\*\*\*\*  
INPUT:  
\*\*\*\*\*

year	day	time	radii	radius	error in angle	error in angle	datatype
1989	300	5:13: 3	3.50 +/-	0.20	131.0 +/-	1.0	SMM
1989	300	5:29:33	3.80 +/-	0.25	131.0 +/-	1.0	SMM
1989	300	6:44: 9	4.30 +/-	0.20	131.0 +/-	1.0	SMM
1989	300	7: 0:39	4.50 +/-	0.20	131.0 +/-	1.0	SMM

\*\*\*\*\*  
Structure being measured:  
Top of Loop  
\*\*\*\*\*

\*\*\*\*\*  
OUTPUT:  
\*\*\*\*\*

START TIME:

Event began at t = 0 + -0.283E+03 +/- 0.117E+02 [minutes]

In more convenient units:

Event began at DOY 300 0:17 +/- 0.117E+02 [minutes]

Origin defined at DOY300 5: 0

RADIAL INFORMATION:

RADIAL VELOCITY = 100. +/- 8. km/sec

The computed RADIAL coefficients and errors FROM NLLST2 are:

c(1) = 0.344E+01 +/- 0.590E-01 [solar radii]  
c(2) = 0.862E-02 +/- 0.696E-03 [radii/min]  
c(2) = 0.100E+03 +/- 0.808E+01 [km/sec]  
c(3) = 0.000E+00 +/- 0.000E+00 [radii/min\*\*2]  
c(3) = 0.000E+00 +/- 0.000E+00 [km/sec\*\*2]

The computed ERRORS in coefficients [BEVINGTON] are:

error in c(1)= 0.77863E-01 [radii] see Bevington pg. 114  
error in c(2)= 0.95757E-03 [radii/min] see Bevington pg. 114

ANGULAR INFORMATION:

ANGULAR VELOCITY = 0.0000E+00 +/- 0.0000E+00 [radians/sec]

The computed ANGULAR coefficients and errors FROM NLLST2 are:

a(1) = 131. +/- 0. [degrees]  
a(2) = 0.000E+00 +/- 0.000E+00 [degrees/min]  
a(2) = 0.000E+00 +/- 0.000E+00 [rad/sec]  
a(3) = 0.000E+00 +/- 0.000E+00 [degrees/min\*\*2]  
a(3) = 0.000E+00 +/- 0.000E+00 [rad/sec\*\*2]

The RADIAL velocity at 5:13 = 100. km/sec

The RADIAL velocity at 5:29 = 100. km/sec

The RADIAL velocity at 6:44 = 100. km/sec

The RADIAL velocity at 7: 0 = 100. km/sec

\*\*\*\*\*  
The following info is for estimating goodness of the fit  
\*\*\*\*\*

Fit is ok [ier=1]

Standard Deviation in the height = 0.46  
Standard Deviation in start time measurement = 0.463E+02  
Error in time = 0.14547E+02 using best fit method  
See Taylor Error Analysis [Univ of Colorado] pg.78

Value of reduced Chi Squared returned from nllst2 = 0.428E-02  
Reduced Chi Squared = 0.155E-01  
Chi Squared = 0.310E-01  
The probability for exceeding chi square = 0.996E+00

The correlation coefficient = 0.988E+00  
The probability that no LINEAR correlation exists between the variables = 0.1212]  
SEE BEVINGTON "Data Reduction and Error Analysis" [1969]

\*\*\*\*\*  
This is a 2 order run  
\*\*\*\*\*

\*\*\*\*\*  
INPUT:  
\*\*\*\*\*

year	doy	time	radii	radius	error in angle	error in angle	datatype
1989	300	5:13: 3	3.50 +/- 0.20	131.0 +/- 1.0	1.0	SMM	
1989	300	5:29:33	3.80 +/- 0.25	131.0 +/- 1.0	1.0	SMM	
1989	300	6:44: 9	4.30 +/- 0.20	131.0 +/- 1.0	1.0	SMM	
1989	300	7: 0:39	4.50 +/- 0.20	131.0 +/- 1.0	1.0	SMM	

\*\*\*\*\*  
Structure being measured:  
Top of Loop  
\*\*\*\*\*

\*\*\*\*\*  
OUTPUT:  
\*\*\*\*\*

START TIME:

Event began at t = 0 + -0.157E+03 +/- 0.253E+03 [minutes]  
In more convenient units:  
Event began at DOY 300 2:25 +/- 0.253E+03 [minutes]

Origin defined at DOY300 5: 0

RADIAL INFORMATION:

RADIAL ACCELERATION = -0.889E-02 +/- 0.198E-01 km/sec\*\*2

The computed RADIAL coefficients and errors FROM NLLST2 are:

c(1) = 0.339E+01 +/- 0.130E+00 [solar radii]  
c(2) = 0.117E-01 +/- 0.683E-02 [radii/min]  
c(2) = 0.135E+03 +/- 0.792E+02 [km/sec]  
c(3) = -0.230E-04 +/- 0.512E-04 [radii/min\*\*2]  
c(3) = -0.889E-02 +/- 0.198E-01 [km/sec\*\*2]

The computed ERRORS in coefficients [BEVINGTON] are:

Approximate error in c(1) = 0.20481E+00 [radii] Bevington pg 154 (8-30)  
Exact error in c(1) = 0.77045E-01 [radii] Bevington pg 154 (8-28)  
Approximate error in c(2) = 0.10314E-01 [radii/min] Bevington pg 154 (8-30)  
Exact error in c(2) = 0.47588E-02 [radii/min] Bevington pg 154 (8-28)  
Approximate error in c(3) = 0.76577E-04 [radii/min\*\*2] Bevington pg 154 (8-30)  
Exact error in c(3) = 0.35899E-04 [radii/min\*\*2] Bevington pg 154 (8-28)

ANGULAR INFORMATION:

ANGULAR ACCELERATION= 0.0000E+00 +/- 0.0000E+00[radians/sec\*\*2]

The computed ANGULAR coefficients and errors FROM NLLST2 are:

a(1) = 131. +/- 0. [degrees]  
a(2) = 0.000E+00 +/- 0.000E+00 [degrees/min]  
a(2) = 0.000E+00 +/- 0.000E+00 [rad/sec]  
a(3) = 0.000E+00 +/- 0.000E+00 [degrees/min\*\*2]  
a(3) = 0.000E+00 +/- 0.000E+00 [rad/sec\*\*2]

The RADIAL velocity at 5:13 = 128. km/sec

The RADIAL velocity at 5:29 = 120. km/sec

The RADIAL velocity at 6:44 = 80. km/sec

The RADIAL velocity at 7: 0 = 71. km/sec

\*\*\*\*\*  
The following info is for estimating goodness of the fit  
\*\*\*\*\*

Fit is ok [ier=1]

Standard Deviation in the height = 0.46

Standard Deviation in start time measurement = 0.463E+02

Value of reduced Chi Squared returned from nllst2 = 0.583E-02

Reduced Chi Squared = 0.310E-01

Chi Squared = 0.310E-01

The probability for exceeding chi square = 0.939E+00

For a second order fit 3 correlation coefficients are given:

(Using equation of motion:  $r = a + bt + at^2$ )

The correlation between the data and the term linear in time = 0.1007E+01

The correlation between the data and the time\*\*2 term = 0.9851E+00

The correlation between the data and the complete equation of motion=0.9836E+00

SEE BEVINGTON "Data Reduction and Error Analysis" [1969]