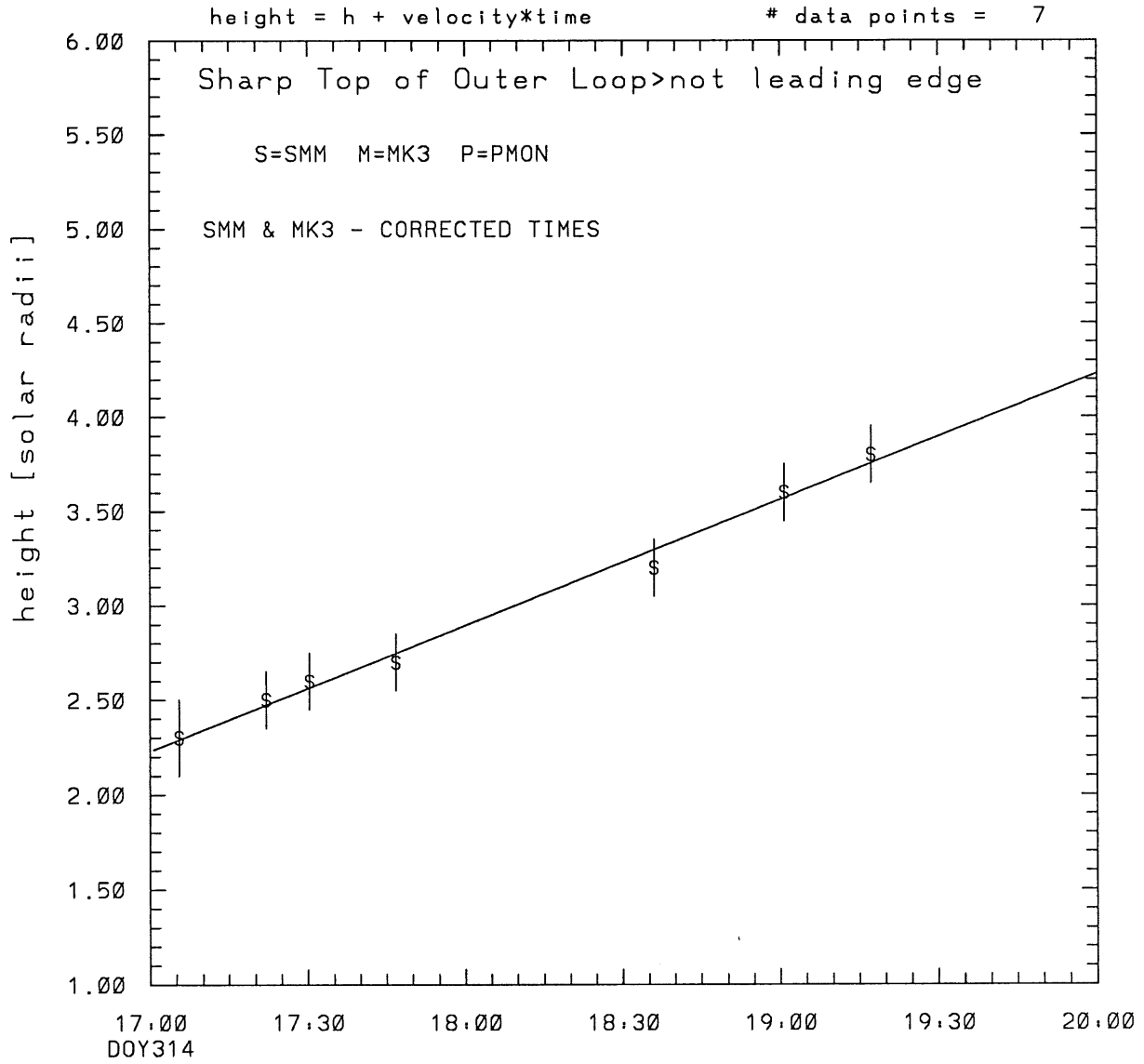
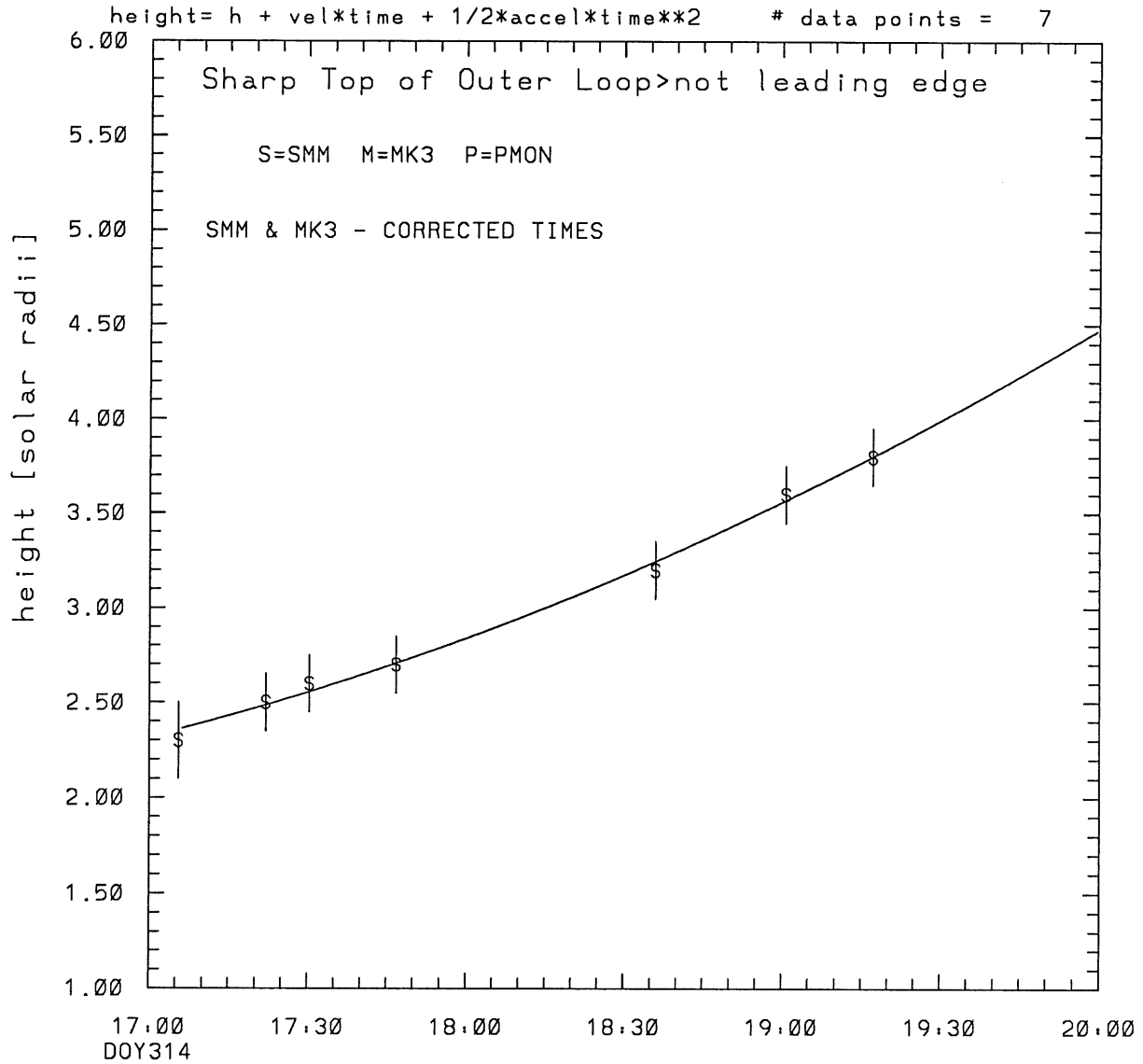


SMM C/P 1989 DOY314 244 +/- 0 degrees



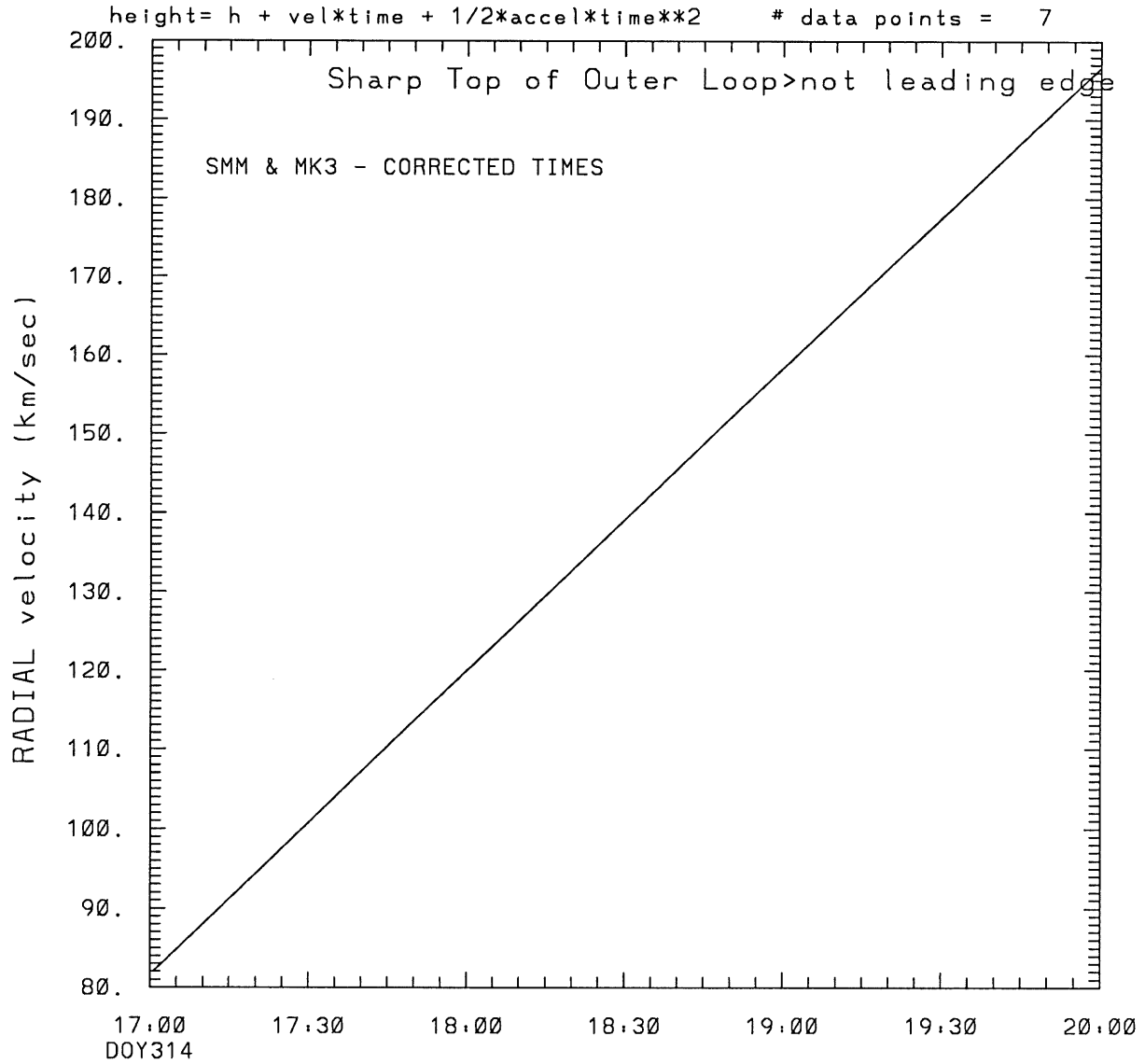
tstart=DOY314 15:10 +/- 1.0 [min.]
radial velocity= 129. +/- 5. [km/sec]

SMM C/P 1989 DOY314 244 +/- 0 degrees



tstart=DOY314 14:53 from derivative=0
Event begins at 1.87 Solar Radii
radial acceleration = 0.0107 ± 0.0042 [km/sec**2]

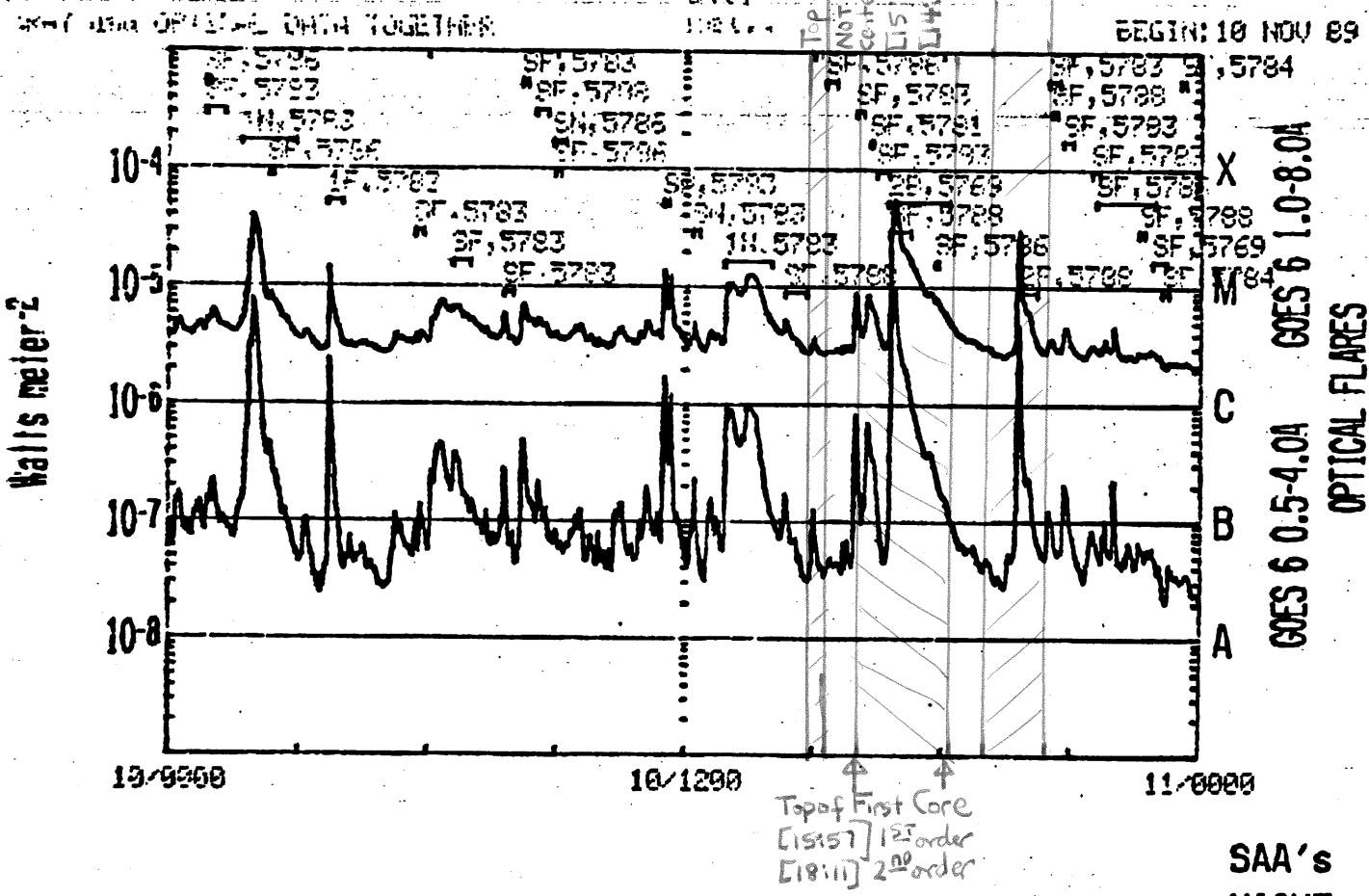
SMM C/P 1989 DOY314 244 +/- 0 degrees



tstart=DOY314 14:53 from derivative=0
Event begins at 1.87 Solar Radii
radial acceleration=0.107E-01 km/sec**2

→ 24 hour plot ←

1989 Day 314



GOES-6 1 MIN DATA: OPTICAL FLARE DUR. IMP. REGION

SAA's NIGHT
RHH: 1653UT
11 NOV 89

→ 24 hour plot ←

This is a 1 order run

INPUT:

year	doy	time	radii	radius	error in angle	error in angle	datatype
1989	314	17: 5:31	2.30 +/-	0.20	244.0 +/-	0.5	SMM
1989	314	17:22: 3	2.50 +/-	0.15	244.0 +/-	0.5	SMM
1989	314	17:30:17	2.60 +/-	0.15	244.0 +/-	0.5	SMM
1989	314	17:46:47	2.70 +/-	0.15	244.0 +/-	0.5	SMM
1989	314	18:36: 1	3.20 +/-	0.15	244.0 +/-	1.0	SMM
1989	314	19: 0:47	3.60 +/-	0.15	244.0 +/-	1.0	SMM
1989	314	19:17:17	3.80 +/-	0.15	244.0 +/-	1.0	SMM

Structure being measured:
Sharp Top of Outer Loop>not leading edge

OUTPUT:

START TIME:

Event began at t = 0 + -0.110E+03 +/- 0.100E+01 [minutes]
In more convenient units:
Event began at DOY 314 15:10 +/- 0.100E+01 [minutes]

Origin defined at DOY314 17: 0

RADIAL INFORMATION:

RADIAL VELOCITY = 129. +/- 5. km/sec

The computed RADIAL coefficients and errors FROM NLLST2 are:

c(1) = 0.223E+01 +/- 0.364E-01 [solar radii]
c(2) = 0.111E-01 +/- 0.434E-03 [radii/min]
c(2) = 0.129E+03 +/- 0.503E+01 [km/sec]
c(3) = 0.000E+00 +/- 0.000E+00 [radii/min**2]
c(3) = 0.000E+00 +/- 0.000E+00 [km/sec**2]

The computed ERRORS in coefficients [BEVINGTON] are:

error in c(1)= 0.36636E-01 [radii] see Bevington pg. 114
error in c(2)= 0.45058E-03 [radii/min] see Bevington pg. 114

ANGULAR INFORMATION:

ANGULAR VELOCITY = 0.0000E+00 +/- 0.0000E+00[radians/sec]

The computed ANGULAR coefficients and errors FROM NLLST2 are:

a(1) = 244. +/- 0. [degrees]
a(2) = 0.000E+00 +/- 0.000E+00 [degrees/min]
a(2) = 0.000E+00 +/- 0.000E+00 [rad/sec]
a(3) = 0.000E+00 +/- 0.000E+00 [degrees/min**2]
a(3) = 0.000E+00 +/- 0.000E+00 [rad/sec**2]

The RADIAL velocity at 17: 5 = 129. km/sec

The RADIAL velocity at 17:22 = 129. km/sec

The RADIAL velocity at 17:30 = 129. km/sec
The RADIAL velocity at 17:46 = 129. km/sec
The RADIAL velocity at 18:36 = 129. km/sec
The RADIAL velocity at 19: 0 = 129. km/sec
The RADIAL velocity at 19:17 = 129. km/sec

The following info is for estimating goodness of the fit

Fit is ok [ier=1]

Standard Deviation in the height = 0.58
Standard Deviation in start time measurement = 0.481E+02
Error in time = 0.11532E+02 using best fit method
See Taylor Error Analysis [Univ of Colorado] pg.78

Value of reduced Chi Squared returned from nllst2 = 0.292E-02
Reduced Chi Squared = 0.159E-01
Chi Squared = 0.797E-01
The probability for exceeding chi square = 0.100E+01

The correlation coefficient = 0.996E+00
The probability that no LINEAR correlation exists between the variables = 0.20471
SEE BEVINGTON "Data Reduction and Error Analysis" [1969]

This is a 2 order run

INPUT:

year	doy	time	radii	radius	error in angle	error in angle	datatype
1989	314	17: 5:31	2.30 +/-	0.20	244.0 +/-	0.5	SMM
1989	314	17:22: 3	2.50 +/-	0.15	244.0 +/-	0.5	SMM
1989	314	17:30:17	2.60 +/-	0.15	244.0 +/-	0.5	SMM
1989	314	17:46:47	2.70 +/-	0.15	244.0 +/-	0.5	SMM
1989	314	18:36: 1	3.20 +/-	0.15	244.0 +/-	1.0	SMM
1989	314	19: 0:47	3.60 +/-	0.15	244.0 +/-	1.0	SMM
1989	314	19:17:17	3.80 +/-	0.15	244.0 +/-	1.0	SMM

Structure being measured:
Sharp Top of Outer Loop>not leading edge

OUTPUT:

START TIME:

tstart=DOY314 14:53 from derivative = 0
Event begins at 1.87 Solar Radii
Origin defined at DOY314 17: 0

RADIAL INFORMATION:

RADIAL ACCELERATION = 0.107E-01 +/- 0.421E-02 km/sec**2

The computed RADIAL coefficients and errors FROM NLLST2 are:

c(1) = 0.232E+01 +/- 0.444E-01 [solar radii]
c(2) = 0.703E-02 +/- 0.165E-02 [radii/min]
c(2) = 0.816E+02 +/- 0.191E+02 [km/sec]
c(3) = 0.275E-04 +/- 0.109E-04 [radii/min**2]
c(3) = 0.107E-01 +/- 0.421E-02 [km/sec**2]

The computed ERRORS in coefficients [BEVINGTON] are:

Approximate error in c(1) = 0.45854E-01 [radii] Bevington pg 154 (8-30)
Exact error in c(1) = 0.13920E-01 [radii] Bevington pg 154 (8-28)
Approximate error in c(2) = 0.18054E-02 [radii/min] Bevington pg 154 (8-30)
Exact error in c(2) = 0.43797E-03 [radii/min] Bevington pg 154 (8-28)
Approximate error in c(3) = 0.12238E-04 [radii/min**2] Bevington pg 154 (8-30)
Exact error in c(3) = 0.24839E-05 [radii/min**2] Bevington pg 154 (8-28)

ANGULAR INFORMATION:

ANGULAR ACCELERATION= 0.0000E+00 +/- 0.0000E+00[radians/sec**2]

The computed ANGULAR coefficients and errors FROM NLLST2 are:

a(1) = 244. +/- 0. [degrees]
a(2) = 0.000E+00 +/- 0.000E+00 [degrees/min]
a(2) = 0.000E+00 +/- 0.000E+00 [rad/sec]
a(3) = 0.000E+00 +/- 0.000E+00 [degrees/min**2]
a(3) = 0.000E+00 +/- 0.000E+00 [rad/sec**2]

The RADIAL velocity at 17: 5 = 85. km/sec
The RADIAL velocity at 17:22 = 96. km/sec
The RADIAL velocity at 17:30 = 101. km/sec
The RADIAL velocity at 17:46 = 111. km/sec
The RADIAL velocity at 18:36 = 143. km/sec
The RADIAL velocity at 19: 0 = 159. km/sec
The RADIAL velocity at 19:17 = 169. km/sec

The following info is for estimating goodness of the fit

Fit is ok [ier=1]

Standard Deviation in the height = 0.58
Standard Deviation in start time measurement = 0.481E+02
Value of reduced Chi Squared returned from nllst2 = 0.154E-02
Reduced Chi Squared = 0.663E-02
Chi Squared = 0.265E-01
The probability for exceeding chi square = 0.100E+01

For a second order fit 3 correlation coefficients are given:

(Using equation of motion: $r = a + bt + at^2$)

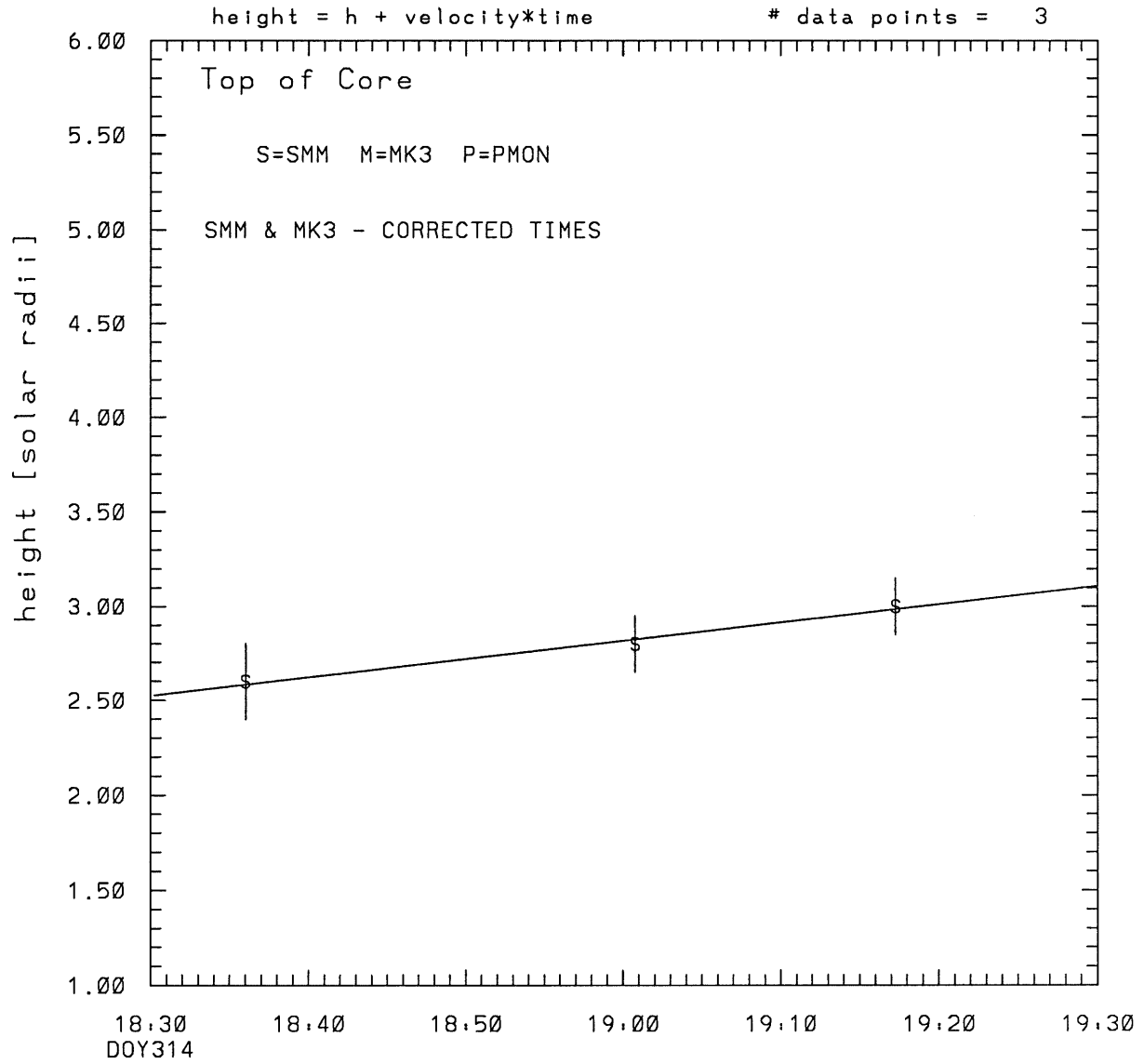
The correlation between the data and the term linear in time = 0.9769E+00

The correlation between the data and the time**2 term = 0.9952E+00

The correlation between the data and the complete equation of motion=0.9955E+00

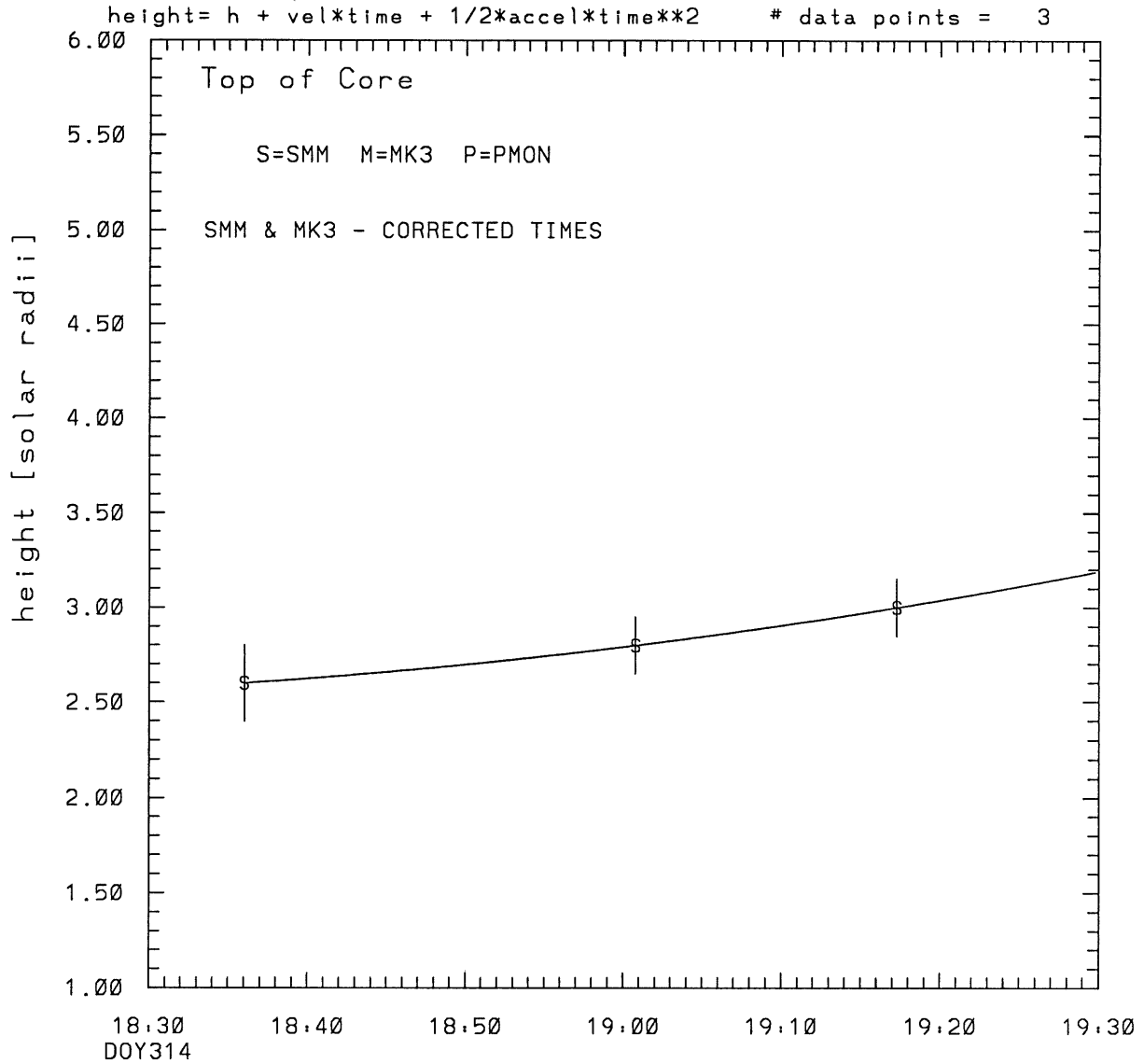
SEE BEVINGTON "Data Reduction and Error Analysis" [1969]

SMM C/P 1989 DOY314 244 +/- 0 degrees



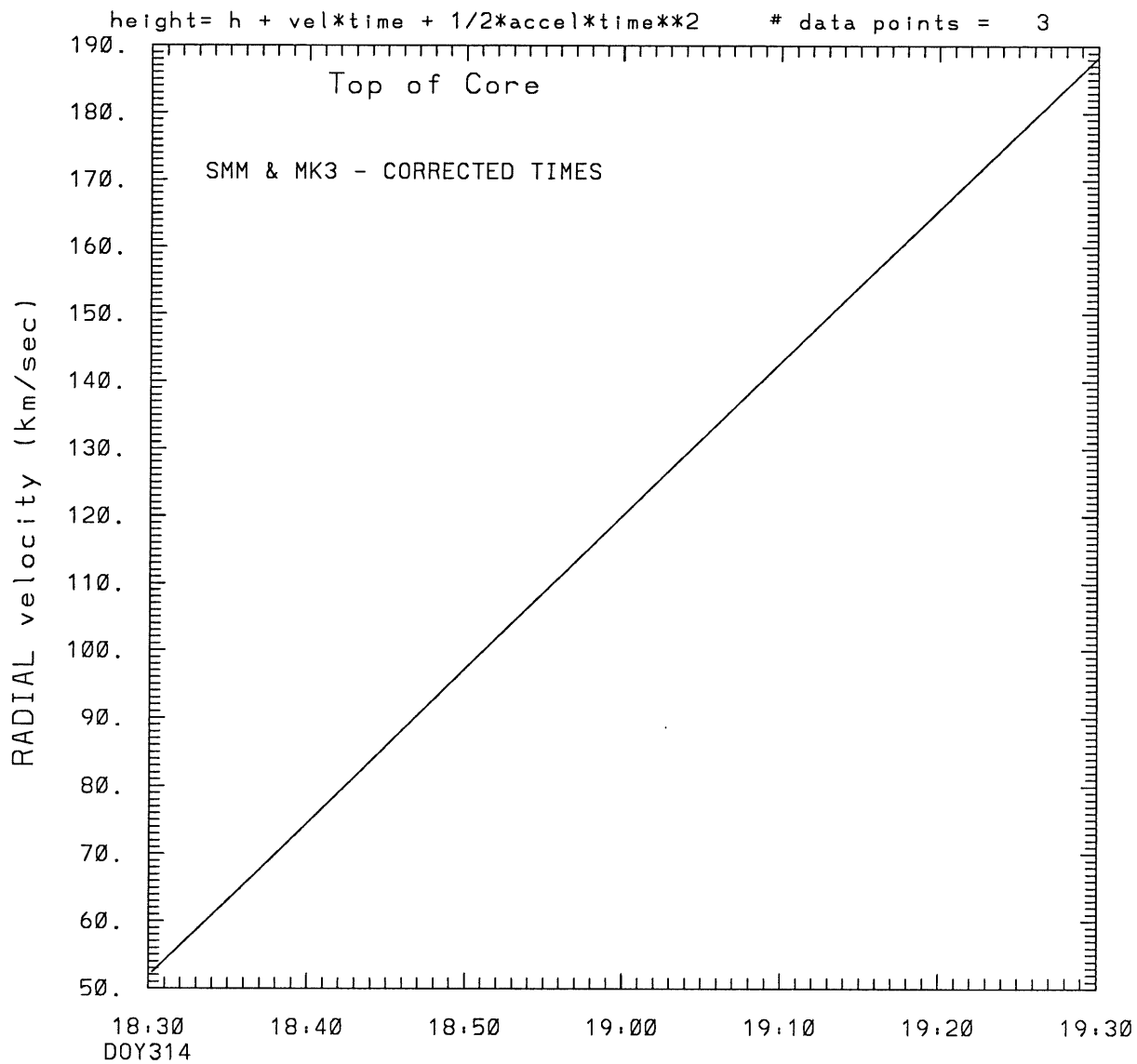
tstart=DOY314 15:54 +/- 8.9 [min.]
radial velocity= 113. +/- 10. [km/sec]

SMM C/P 1989 DOY314 244 +/- 0 degrees



tstart=DOY314 18: 8 from derivative=0
Event begins at 2.52 Solar Radii
radial acceleration= 0.0379 +/- 0.0000 [km/sec**2]

SMM C/P 1989 DOY314 244 +/- 0 degrees



tstart=DOY314 18: 8 from derivative=0
Event begins at 2.52 Solar Radii
radial acceleration=0.379E-01 km/sec**2

This is a 1 order run

INPUT:

year	doy	time	radii	radius	error in angle	error in angle	datatype
1989	314	18:36: 1	2.60 +/-	0.20	244.0 +/-	0.5	SMM
1989	314	19: 0:47	2.80 +/-	0.15	244.0 +/-	0.5	SMM
1989	314	19:17:17	3.00 +/-	0.15	244.0 +/-	1.0	SMM

Structure being measured:
Top of Core

OUTPUT:

START TIME:

Event began at t = 0 + -0.156E+03 +/- 0.887E+01 [minutes]
In more convenient units:
Event began at DOY 314 15:54 +/- 0.887E+01 [minutes]

Origin defined at DOY314 18:30

RADIAL INFORMATION:

RADIAL VELOCITY = 113. +/- 10. km/sec

The computed RADIAL coefficients and errors FROM NLLST2 are:

c(1) = 0.252E+01 +/- 0.315E-01 [solar radii]
c(2) = 0.976E-02 +/- 0.891E-03 [radii/min]
c(2) = 0.113E+03 +/- 0.103E+02 [km/sec]
c(3) = 0.000E+00 +/- 0.000E+00 [radii/min**2]
c(3) = 0.000E+00 +/- 0.000E+00 [km/sec**2]

The computed ERRORS in coefficients [BEVINGTON] are:

error in c(1)= 0.37112E-01 [radii] see Bevington pg. 114
error in c(2)= 0.11329E-02 [radii/min] see Bevington pg. 114

ANGULAR INFORMATION:

ANGULAR VELOCITY = 0.0000E+00 +/- 0.0000E+00[radians/sec]

The computed ANGULAR coefficients and errors FROM NLLST2 are:

a(1) = 244. +/- 0. [degrees]
a(2) = 0.000E+00 +/- 0.000E+00 [degrees/min]
a(2) = 0.000E+00 +/- 0.000E+00 [rad/sec]
a(3) = 0.000E+00 +/- 0.000E+00 [degrees/min**2]
a(3) = 0.000E+00 +/- 0.000E+00 [rad/sec**2]

The RADIAL velocity at 18:36 = 113. km/sec

The RADIAL velocity at 19: 0 = 113. km/sec

The RADIAL velocity at 19:17 = 113. km/sec

The following info is for estimating goodness of the fit

Fit is ok [ier=1]

Standard Deviation in the height = 0.20
Standard Deviation in start time measurement = 0.170E+02
Error in time = 0.34101E+01 using best fit method
See Taylor Error Analysis [Univ of Colorado] pg.78

Value of reduced Chi Squared returned from nllst2 = 0.571E-03
Reduced Chi Squared = 0.213E-02
Chi Squared = 0.213E-02
The probability for exceeding chi square = 0.981E+00

The correlation coefficient = 0.993E+00
The probability that no LINEAR correlation exists between the variables = 0.73341
SEE BEVINGTON "Data Reduction and Error Analysis" [1969]

This is a 2 order run

INPUT:

year	day	time	radii	radius	error in angle	error in angle	datatype
1989	314	18:36: 1	2.60 +/-	0.20	244.0 +/-	0.5	SMM
1989	314	19: 0:47	2.80 +/-	0.15	244.0 +/-	0.5	SMM
1989	314	19:17:17	3.00 +/-	0.15	244.0 +/-	1.0	SMM

Structure being measured:
Top of Core

OUTPUT:

START TIME:

tstart=DOY314 18: 8 from derivative = 0
Event begins at 2.52 Solar Radii
Origin defined at DOY314 18:30

RADIAL INFORMATION:

RADIAL ACCELERATION = 0.379E-01 +/- 0.267E-06 km/sec**2

The computed RADIAL coefficients and errors FROM NLLST2 are:

c(1) = 0.257E+01 +/- 0.450E-06 [solar radii]
c(2) = 0.447E-02 +/- 0.384E-07 [radii/min]
c(2) = 0.518E+02 +/- 0.445E-03 [km/sec]
c(3) = 0.980E-04 +/- 0.691E-09 [radii/min**2]
c(3) = 0.379E-01 +/- 0.267E-06 [km/sec**2]

ANGULAR INFORMATION:

ANGULAR ACCELERATION= 0.0000E+00 +/- 0.0000E+00[radians/sec**2]

The computed ANGULAR coefficients and errors FROM NLLST2 are:

a(1) = 244. +/- 0. [degrees]
a(2) = 0.000E+00 +/- 0.000E+00 [degrees/min]
a(2) = 0.000E+00 +/- 0.000E+00 [rad/sec]
a(3) = 0.000E+00 +/- 0.000E+00 [degrees/min**2]
a(3) = 0.000E+00 +/- 0.000E+00 [rad/sec**2]

The RADIAL velocity at 18:36 = 66. km/sec

The RADIAL velocity at 19: 0 = 122. km/sec

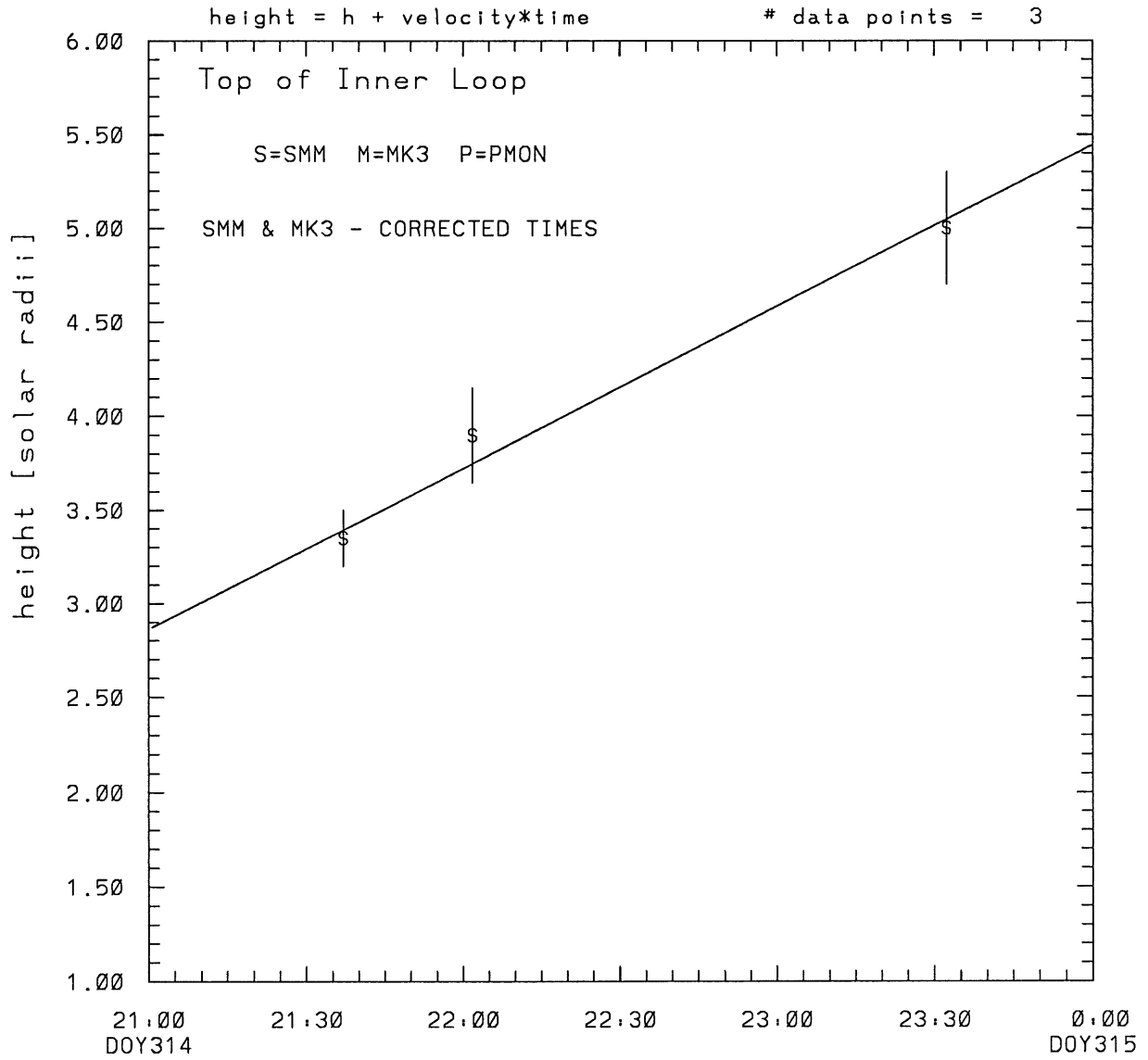
The RADIAL velocity at 19:17 = 159. km/sec

The following info is for estimating goodness of the fit

Number data points = number of coefficients. No error analysis is possible.

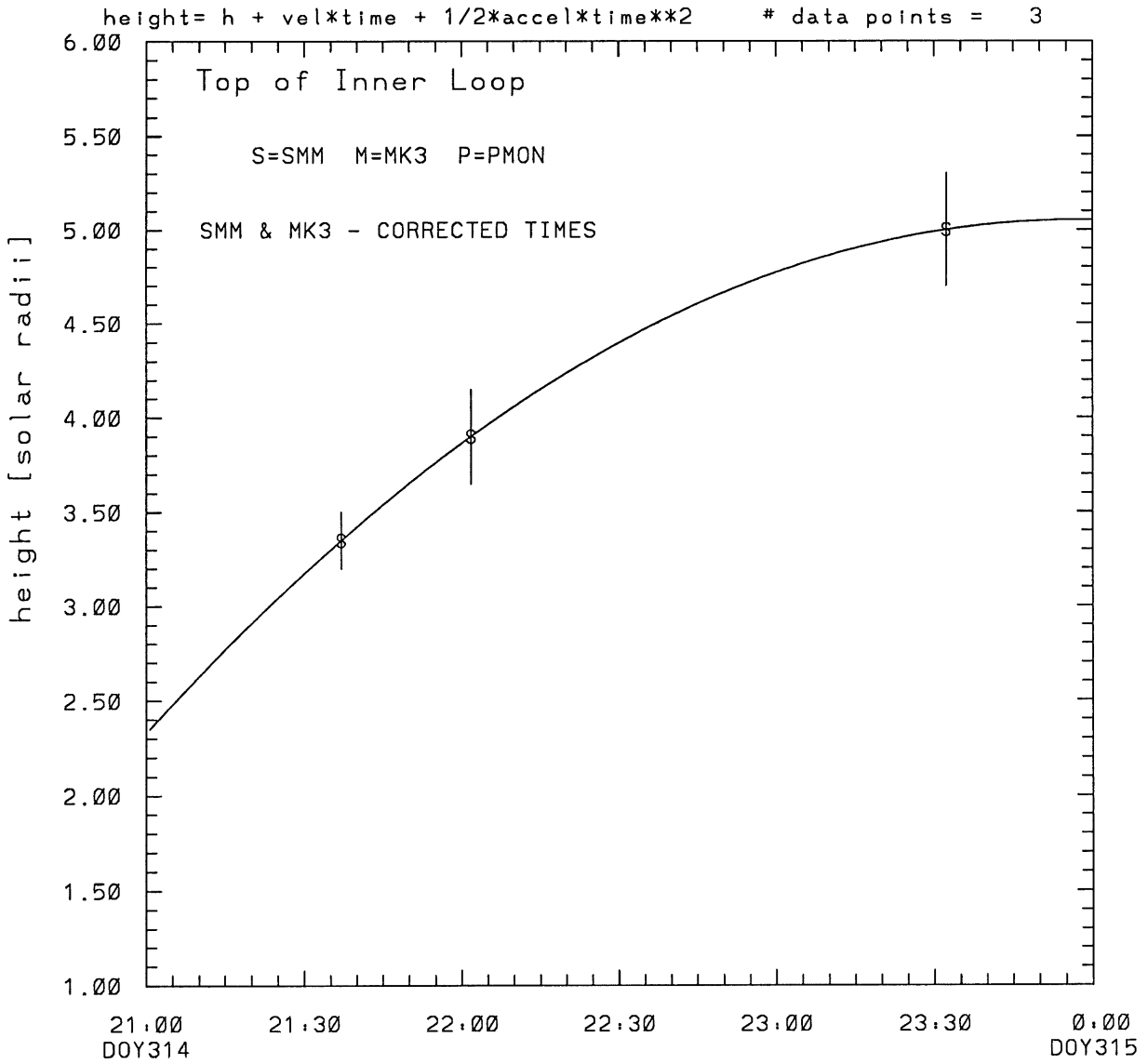
Correlation coefficient is not computable!

SMM C/P 1989 DOY314 244 +/- 0 degrees



tstart=DOY314 18:52 +/- 5.6 [min.]
radial velocity= 166. +/- 16. [km/sec]

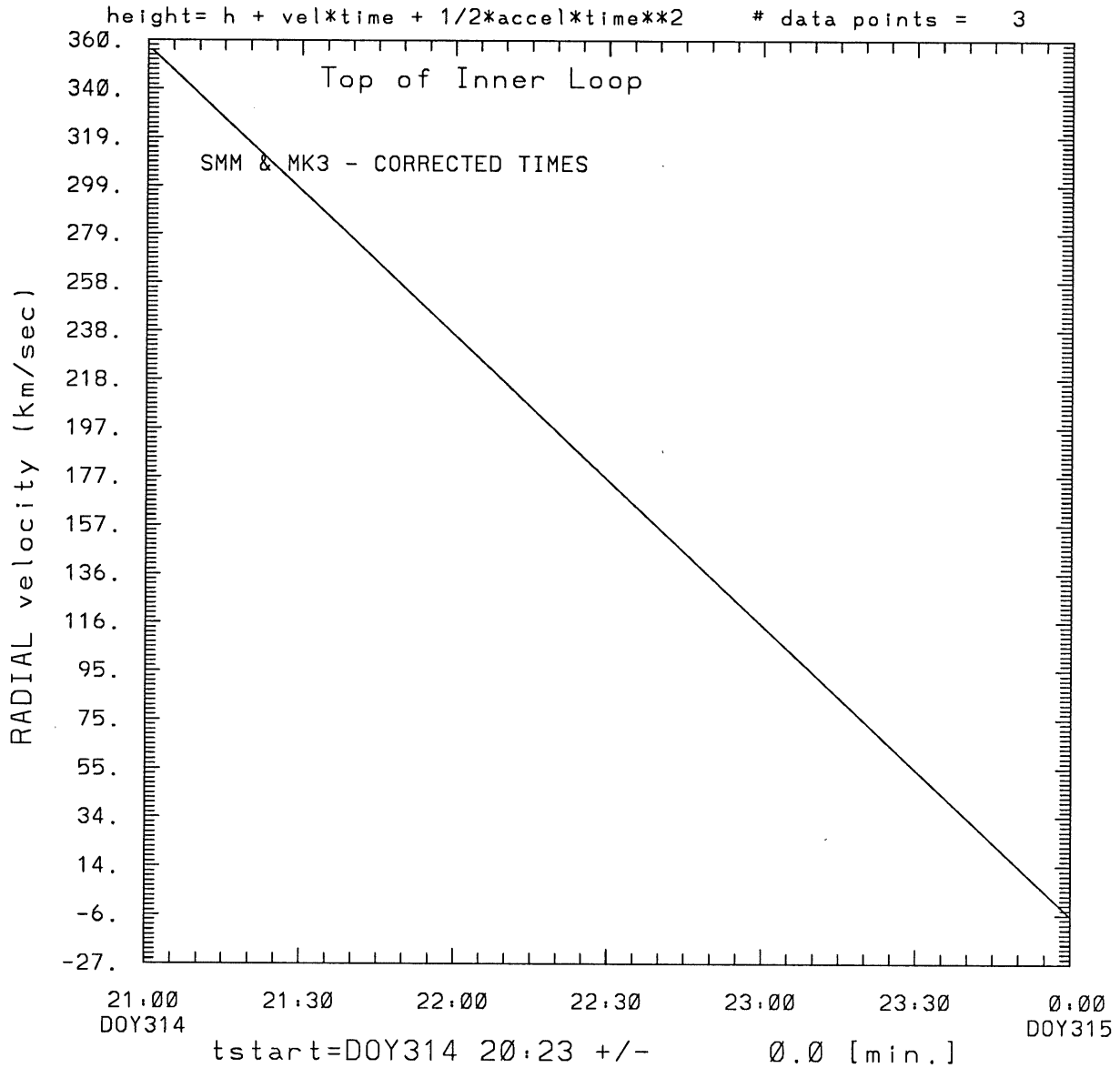
SMM C/P 1989 DOY314 244 +/- 0 degrees



tstart=DOY314 20:23 +/- 0.0 [min.]

radial acceleration = -0.0337 ± 0.0000 [km/sec**2]

SMM C/P 1989 DOY314 244 +/- 0 degrees



radial acceleration = $-.337E-01$ km/sec**2

This is a 1 order run

INPUT:

year	day	time	radii	radius	error in angle	error in angle	datatype
1989	314	21:37: 2	3.35 +/-	0.15	244.0 +/-	1.0	SMM
1989	314	22: 1:48	3.90 +/-	0.25	244.0 +/-	1.0	SMM
1989	314	23:32:18	5.00 +/-	0.30	244.0 +/-	1.0	SMM

Structure being measured:
Top of Inner Loop

OUTPUT:

START TIME:

Event began at t = 0 + -0.130E+03 +/- 0.561E+01 [minutes]
In more convenient units:
Event began at DOY 314 18:52 +/- 0.561E+01 [minutes]

Origin defined at DOY314 21: 0

RADIAL INFORMATION:

RADIAL VELOCITY = 166. +/- 16. km/sec

The computed RADIAL coefficients and errors FROM NLLST2 are:

c(1) = 0.286E+01 +/- 0.103E+00 [solar radii]
c(2) = 0.143E-01 +/- 0.142E-02 [radii/min]
c(2) = 0.166E+03 +/- 0.164E+02 [km/sec]
c(3) = 0.000E+00 +/- 0.000E+00 [radii/min**2]
c(3) = 0.000E+00 +/- 0.000E+00 [km/sec**2]

The computed ERRORS in coefficients [BEVINGTON] are:

error in c(1)= 0.18648E+00 [radii] see Bevington pg. 114
error in c(2)= 0.19171E-02 [radii/min] see Bevington pg. 114

ANGULAR INFORMATION:

ANGULAR VELOCITY = 0.0000E+00 +/- 0.0000E+00[radians/sec]

The computed ANGULAR coefficients and errors FROM NLLST2 are:

a(1) = 244. +/- 0. [degrees]
a(2) = 0.000E+00 +/- 0.000E+00 [degrees/min]
a(2) = 0.000E+00 +/- 0.000E+00 [rad/sec]
a(3) = 0.000E+00 +/- 0.000E+00 [degrees/min**2]
a(3) = 0.000E+00 +/- 0.000E+00 [rad/sec**2]

The RADIAL velocity at 21:37 = 166. km/sec

The RADIAL velocity at 22: 1 = 166. km/sec

The RADIAL velocity at 23:32 = 166. km/sec

The following info is for estimating goodness of the fit

Fit is ok [ier=1]

Standard Deviation in the height = 0.84
Standard Deviation in start time measurement = 0.495E+02
Error in time = 0.11464E+02 using best fit method
See Taylor Error Analysis [Univ of Colorado] pg.78

Value of reduced Chi Squared returned from nllst2 = 0.995E-02
Reduced Chi Squared = 0.545E-01
Chi Squared = 0.545E-01
The probability for exceeding chi square = 0.921E+00

The correlation coefficient = 0.992E+00
The probability that no LINEAR correlation exists between the variables = 0.81451
SEE BEVINGTON "Data Reduction and Error Analysis" [1969]

This is a 2 order run

INPUT:

year	doy	time	radii	radius	error in angle	error in angle	datatype
1989	314	21:37: 2	3.35 +/-	0.15	244.0 +/-	1.0	SMM
1989	314	22: 1:48	3.90 +/-	0.25	244.0 +/-	1.0	SMM
1989	314	23:32:18	5.00 +/-	0.30	244.0 +/-	1.0	SMM

Structure being measured:
Top of Inner Loop

OUTPUT:

START TIME:

Event began at $t = 0 + -0.388E+02 +/- 0.000E+00$ [minutes]
In more convenient units:
Event began at DOY 314 20:23 +/- 0.000E+00 [minutes]

Origin defined at DOY314 21: 0

RADIAL INFORMATION:

RADIAL ACCELERATION = $-0.337E-01 +/- 0.127E-06$ km/sec**2

The computed RADIAL coefficients and errors FROM NLLST2 are:

c(1) = 0.233E+01 +/- 0.209E-05 [solar radii]
c(2) = 0.308E-01 +/- 0.627E-07 [radii/min]
c(2) = 0.358E+03 +/- 0.728E-03 [km/sec]
c(3) = -0.872E-04 +/- 0.330E-09 [radii/min**2]
c(3) = -0.337E-01 +/- 0.127E-06 [km/sec**2]

ANGULAR INFORMATION:

ANGULAR ACCELERATION= $0.0000E+00 +/- 0.0000E+00$ [radians/sec**2]

The computed ANGULAR coefficients and errors FROM NLLST2 are:

a(1) = 244. +/- 0. [degrees]
a(2) = 0.000E+00 +/- 0.000E+00 [degrees/min]
a(2) = 0.000E+00 +/- 0.000E+00 [rad/sec]
a(3) = 0.000E+00 +/- 0.000E+00 [degrees/min**2]
a(3) = 0.000E+00 +/- 0.000E+00 [rad/sec**2]

The RADIAL velocity at 21:37 = 283. km/sec

The RADIAL velocity at 22: 1 = 233. km/sec

The RADIAL velocity at 23:32 = 49. km/sec

The following info is for estimating goodness of the fit

Number data points = number of coefficients. No error analysis is possible.
Correlation coefficient is not computable!