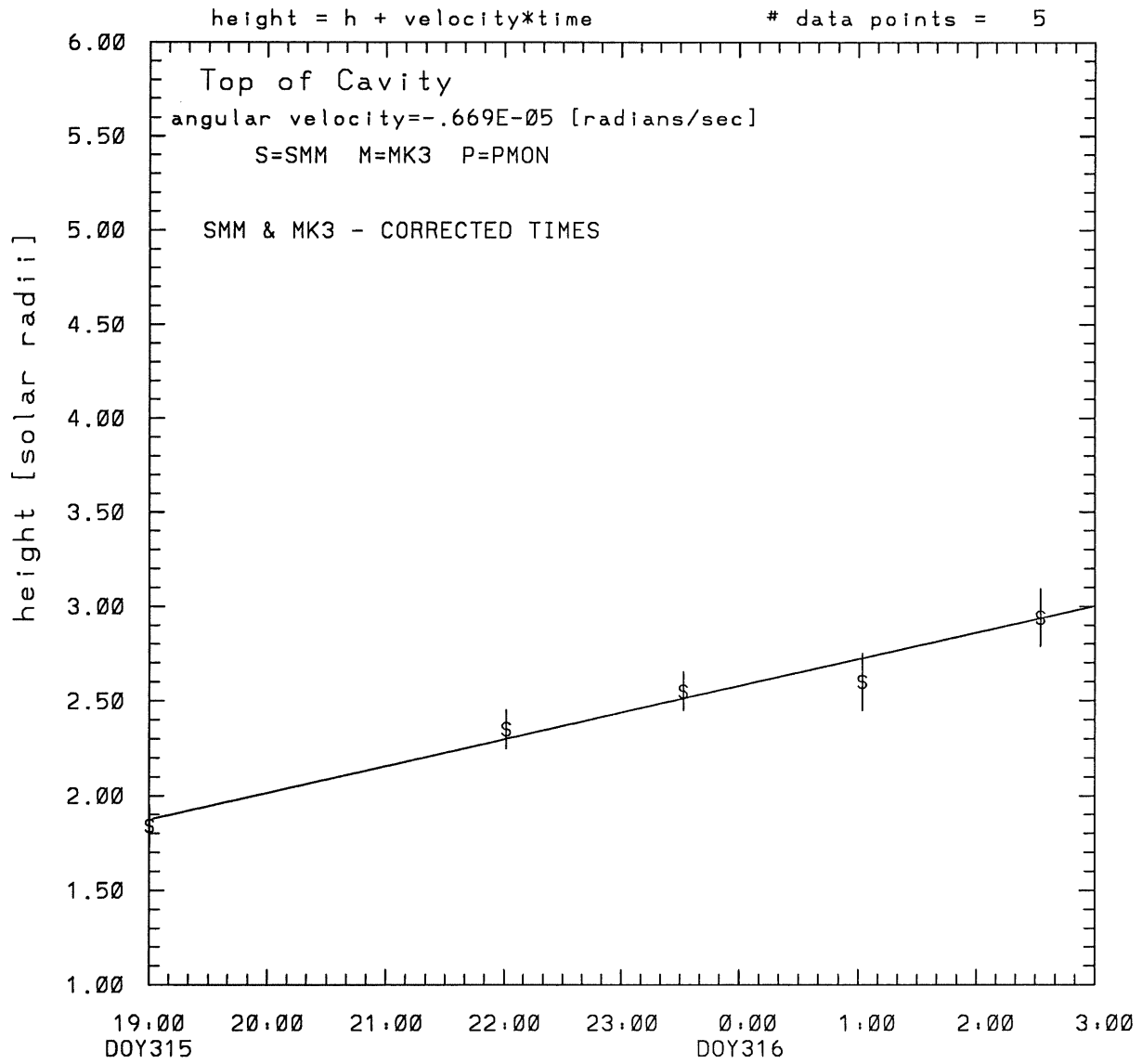


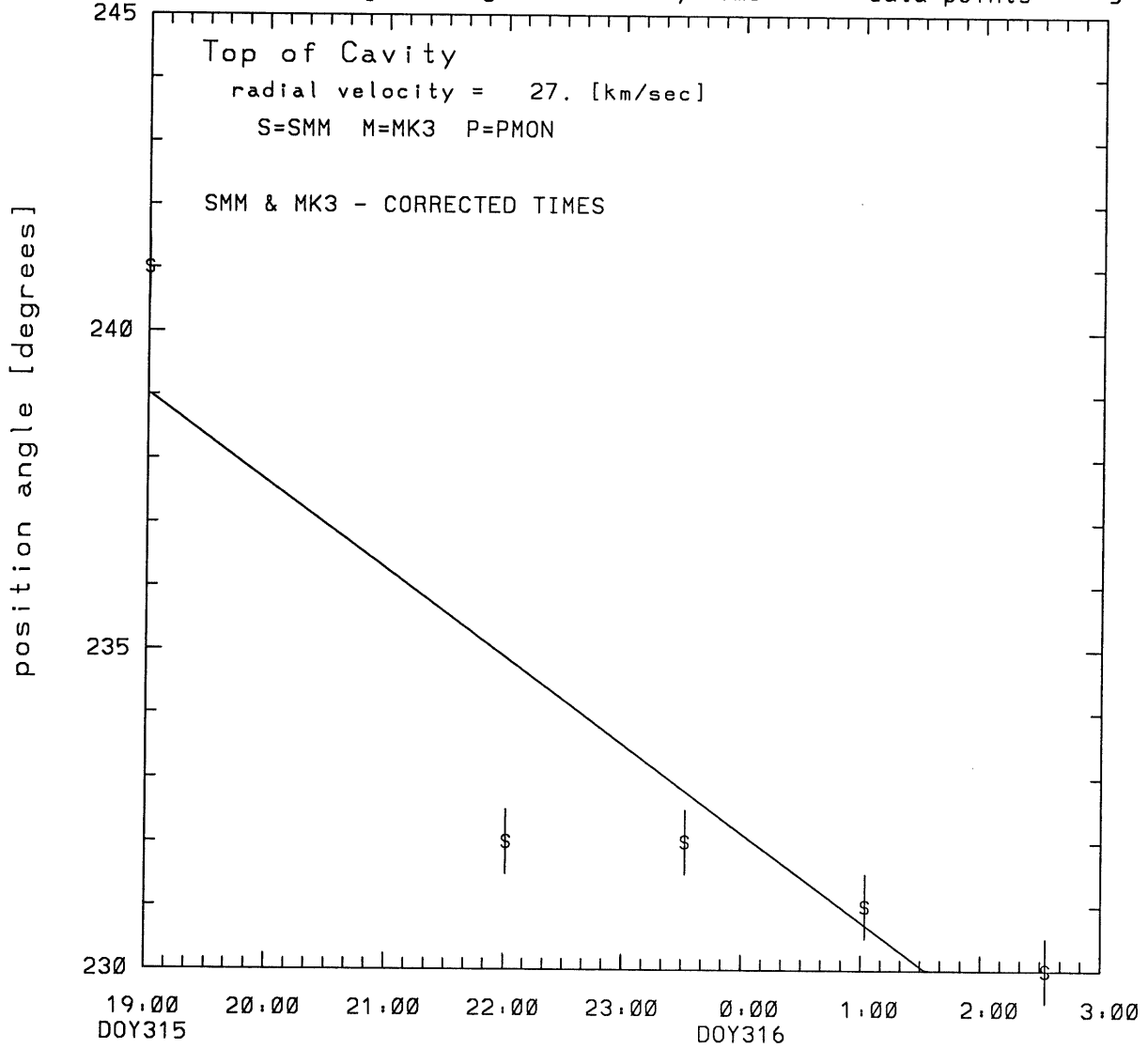
SMM C/P 1989 DOY315 233 +/- 8 degrees



tstart=DOY315 12:50 +/- 7.0 [min.]
radial velocity= 27. +/- 2. [km/sec]

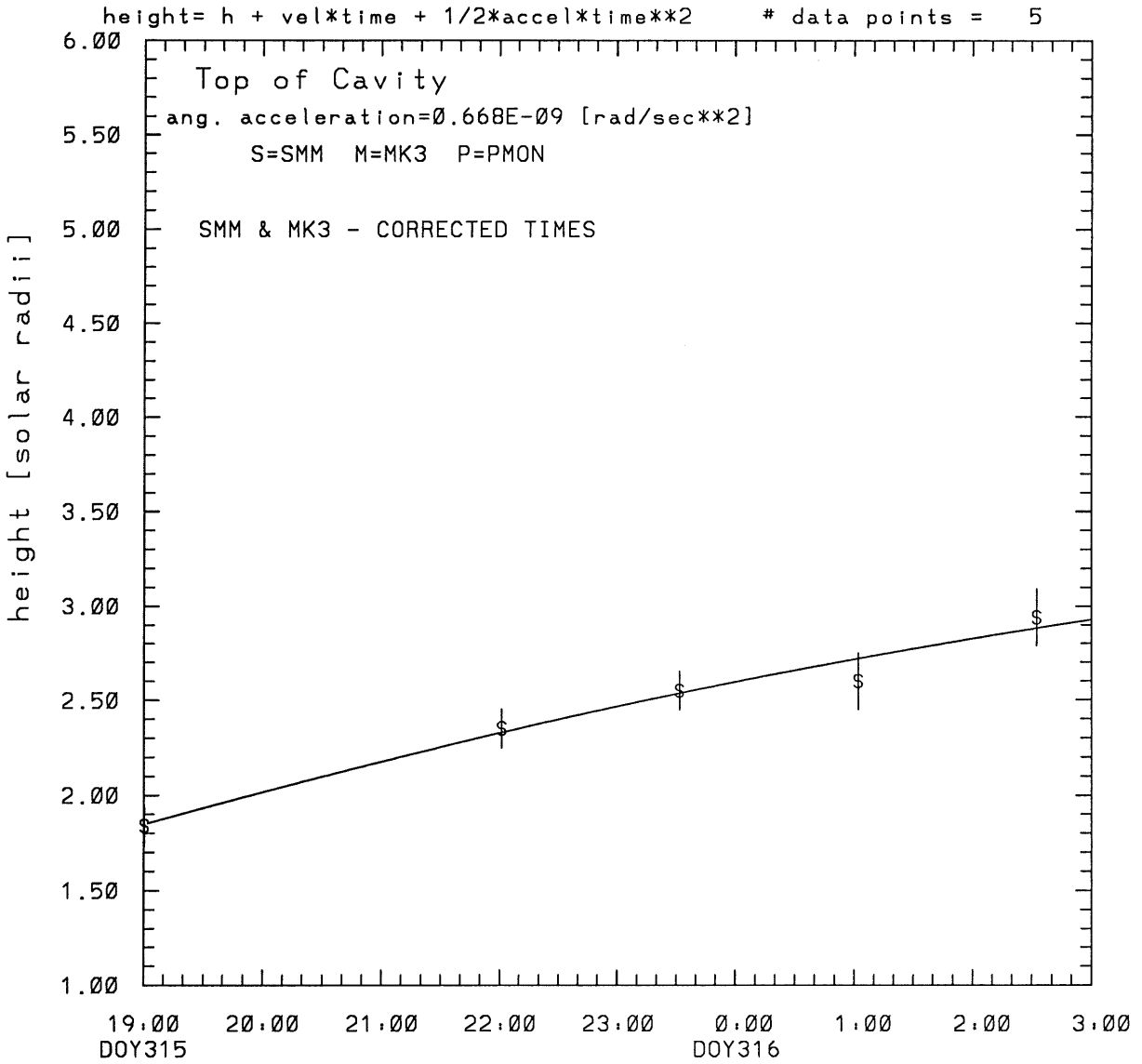
SMM C/P 1989 DOY315 233 +/- 8 degrees

angle= initial angle + angular velocity*time # data points = 5



tstart=DOY315 12:50 +/- 7.0 [min.]
angular velocity=-.669E-05 +/- 0.160E-05 [rad/sec]

SMM C/P 1989 DOY315 233 +/- 8 degrees



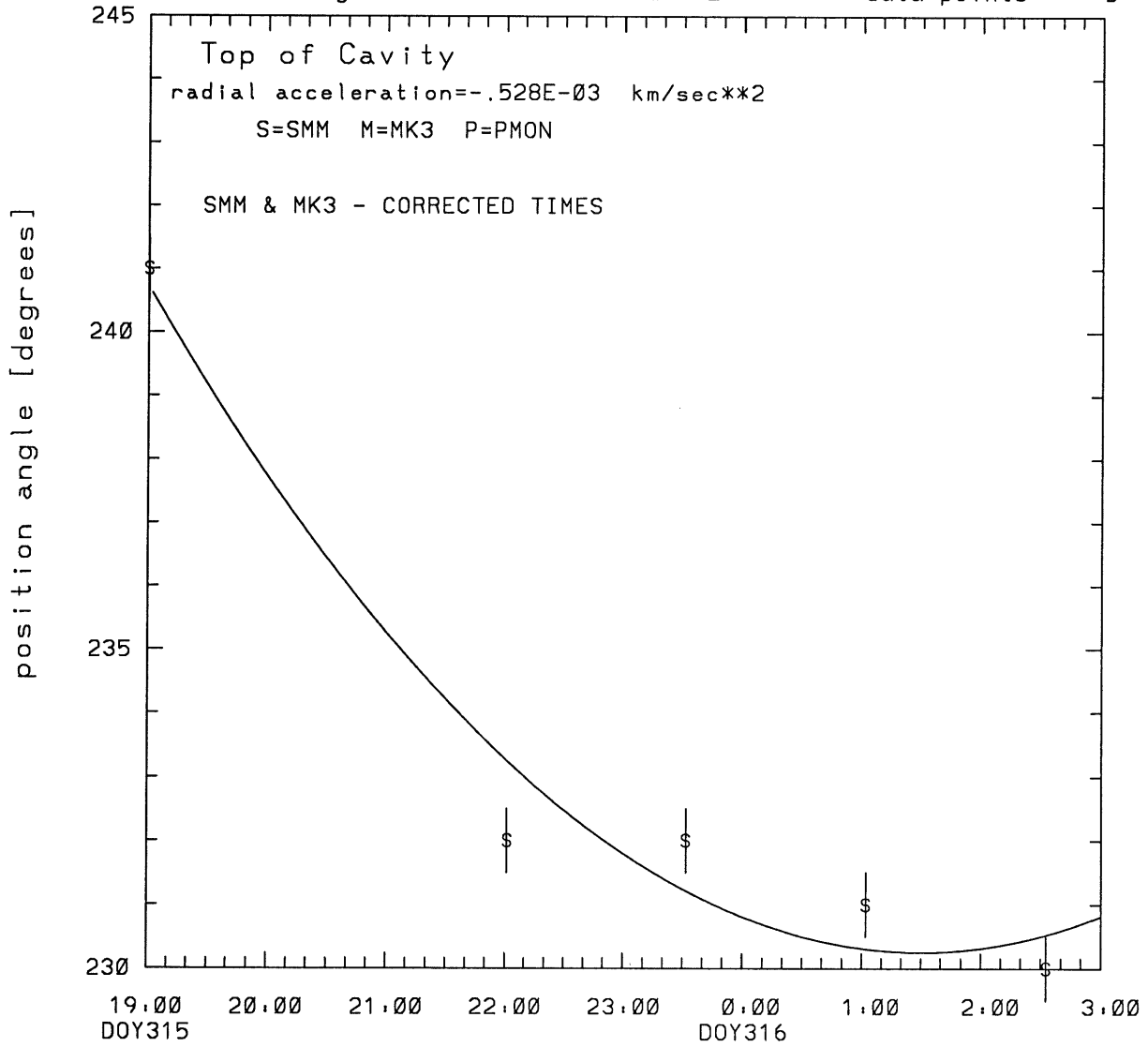
tstart=DOY315 14:42 +/- 84.6 [min.]

radial acceleration = $-0.0005 +/- 0.0005$ [km/sec**2]

SMM C/P 1989 DOY315 233 +/- 8 degrees

angle = initial angle + angular velocity*time
+ 1/2 angular acceleration*time**2

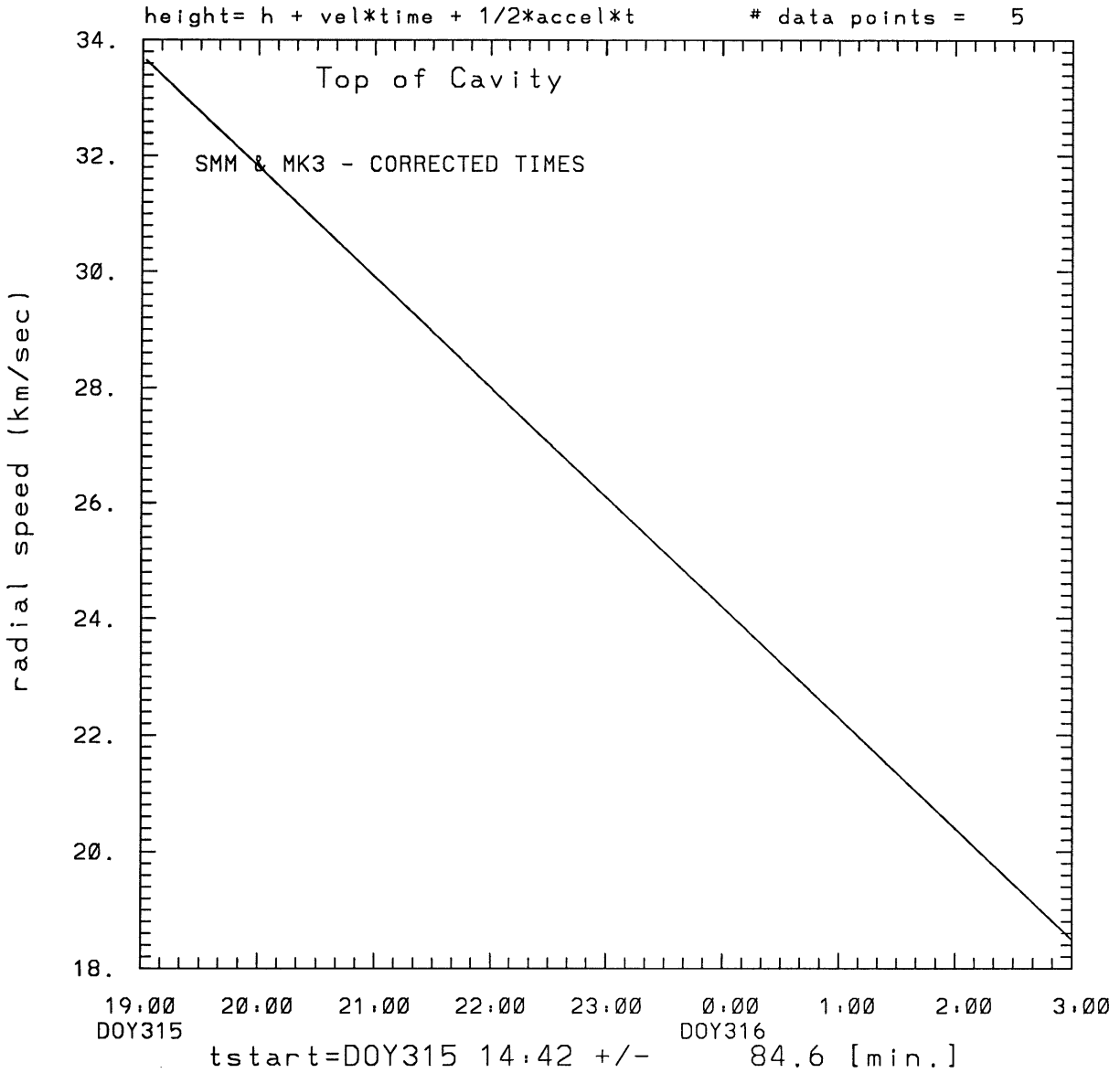
data points = 5



tstart = DOY315 14:42 +/- 84.6 [min.]

angular acceleration = $0.668E-09$ +/- $0.196E-09$ [rad/sec**2]

SMM C/P 1989 DOY315 233 +/- 8 degrees

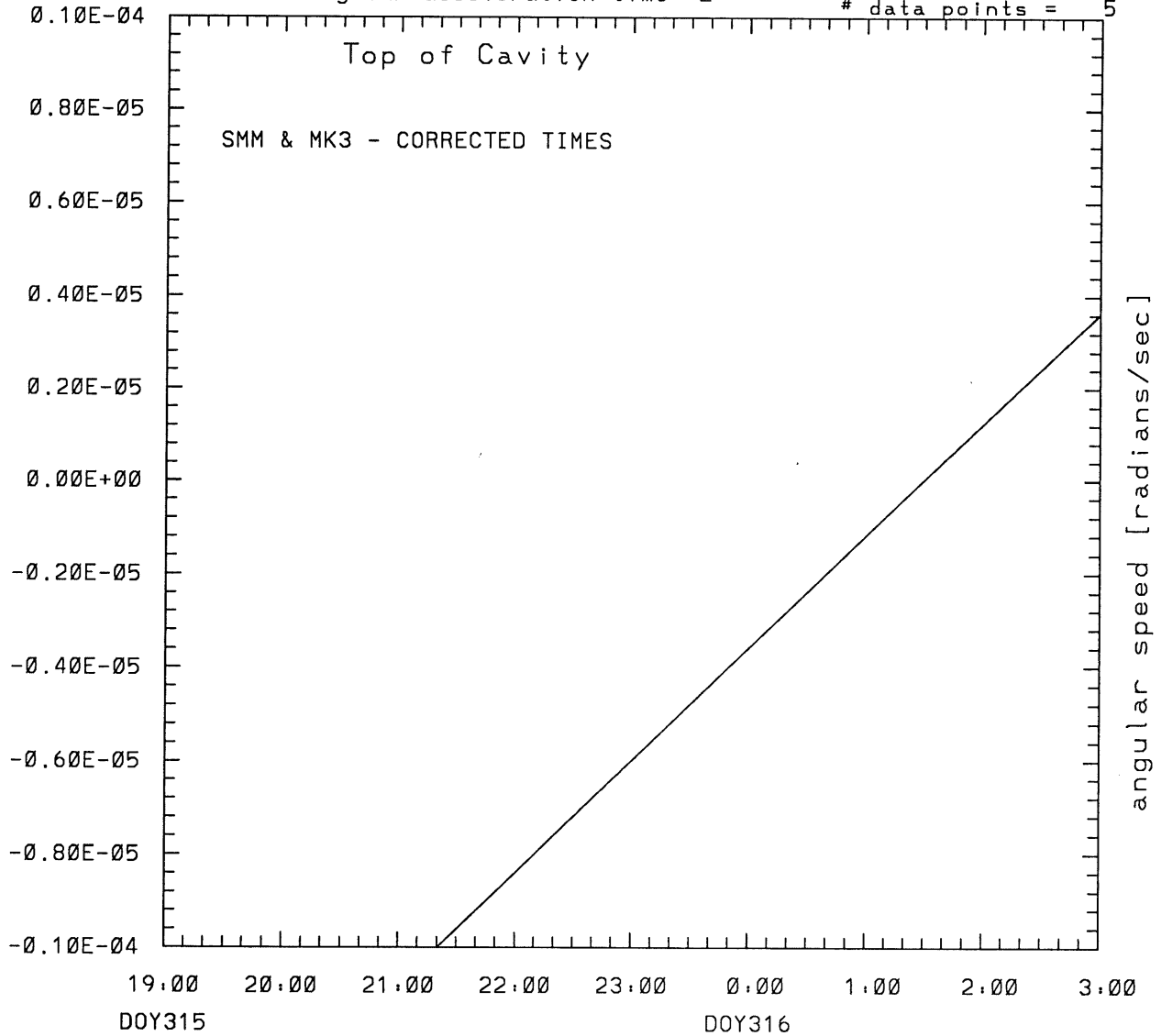


radial acceleration=-.528E-03 km/sec**2

SMM C/P 1989 DOY315 233 +/- 8 degrees

$$\text{angle} = \text{initial angle} + \text{angular velocity} * \text{time} + \frac{1}{2} \text{angular acceleration} * \text{time} ** 2$$

data points = 5



tstart=DOY315 14.42 +/- DOY316 84.6 [min.]

angular acceleration=0.668E-09 +/-
0.196E-09 [rad/sec**2]

This is a 1 order run

INPUT:

year	day	time	radii	radius	error in angle	error in angle	datatype
1989	315	19: 0:18	1.84 +/-	0.10	241.0 +/-	0.5	SMM
1989	315	22: 1:12	2.35 +/-	0.10	232.0 +/-	0.5	SMM
1989	315	23:31:39	2.55 +/-	0.10	232.0 +/-	0.5	SMM
1989	316	1: 2: 6	2.60 +/-	0.15	231.0 +/-	0.5	SMM
1989	316	2:32:34	2.94 +/-	0.15	230.0 +/-	0.5	SMM

Structure being measured:
Top of Cavity

OUTPUT:

START TIME:

Event began at $t = 0 + -0.372E+03 +/- 0.705E+01$ [minutes]
In more convenient units:
Event began at DOY 315 12:50 +/- 0.705E+01 [minutes]

Origin defined at DOY315 19: 0

RADIAL INFORMATION:

RADIAL VELOCITY = 27. +/- 2. km/sec

The computed RADIAL coefficients and errors FROM NLLST2 are:

c(1) = 0.187E+01 +/- 0.483E-01 [solar radii]
c(2) = 0.235E-02 +/- 0.188E-03 [radii/min]
c(2) = 0.273E+02 +/- 0.219E+01 [km/sec]
c(3) = 0.000E+00 +/- 0.000E+00 [radii/min**2]
c(3) = 0.000E+00 +/- 0.000E+00 [km/sec**2]

The computed ERRORS in coefficients [BEVINGTON] are:

error in c(1)= 0.71017E-01 [radii] see Bevington pg. 114
error in c(2)= 0.23871E-03 [radii/min] see Bevington pg. 114

ANGULAR INFORMATION:

ANGULAR VELOCITY = -0.6693E-05 +/- 0.1603E-05 [radians/sec]

The computed ANGULAR coefficients and errors FROM NLLST2 are:

a(1) = 239. +/- 2. [degrees]
a(2) = -0.230E-01 +/- 0.551E-02 [degrees/min]
a(2) = -0.669E-05 +/- 0.160E-05 [rad/sec]
a(3) = 0.000E+00 +/- 0.000E+00 [degrees/min**2]
a(3) = 0.000E+00 +/- 0.000E+00 [rad/sec**2]

THE TANGENTIAL, RADIAL AND TOTAL SPEEDS AT EACH DATA POINT ARE:

The TANGENTIAL speed at 19: 0 = -0.856E+01 km/sec

The RADIAL speed at 19: 0 = 27. km/sec

The TOTAL speed at 19: 0 = 29. km/sec
The TANGENTIAL speed at 22: 1 = -0.109E+02 km/sec
The RADIAL speed at 22: 1 = 27. km/sec
The TOTAL speed at 22: 1 = 29. km/sec
The TANGENTIAL speed at 23:31 = -0.119E+02 km/sec
The RADIAL speed at 23:31 = 27. km/sec
The TOTAL speed at 23:31 = 30. km/sec
The TANGENTIAL speed at 1: 2 = -0.121E+02 km/sec
The RADIAL speed at 1: 2 = 27. km/sec
The TOTAL speed at 1: 2 = 30. km/sec
The TANGENTIAL speed at 2:32 = -0.137E+02 km/sec
The RADIAL speed at 2:32 = 27. km/sec
The TOTAL speed at 2:32 = 30. km/sec

The following info is for estimating goodness of the fit

Fit is ok [ier=1]

Standard Deviation in the height = 0.40
Standard Deviation in start time measurement = 0.156E+03
Error in time = 0.61231E+02 using best fit method
See Taylor Error Analysis [Univ of Colorado] pg.78

Value of reduced Chi Squared returned from nllst2 = 0.388E-02
Reduced Chi Squared = 0.242E-01
Chi Squared = 0.727E-01
The probability for exceeding chi square = 0.100E+01

The correlation coefficient = 0.985E+00
The probability that no LINEAR correlation exists between the variables = 0.21781
SEE BEVINGTON "Data Reduction and Error Analysis" [1969]

This is a 2 order run

INPUT:

year	day	time	radii	radius	error in angle	error in angle	datatype
1989	315	19: 0:18	1.84 +/-	0.10	241.0 +/-	0.5	SMM
1989	315	22: 1:12	2.35 +/-	0.10	232.0 +/-	0.5	SMM
1989	315	23:31:39	2.55 +/-	0.10	232.0 +/-	0.5	SMM
1989	316	1: 2: 6	2.60 +/-	0.15	231.0 +/-	0.5	SMM
1989	316	2:32:34	2.94 +/-	0.15	230.0 +/-	0.5	SMM

Structure being measured:
Top of Cavity

OUTPUT:

START TIME:

Event began at t = 0 + -0.260E+03 +/- 0.846E+02 [minutes]
In more convenient units:
Event began at DOY 315 14:42 +/- 0.846E+02 [minutes]

Origin defined at DOY315 19: 0

RADIAL INFORMATION:

RADIAL ACCELERATION = -0.528E-03 +/- 0.481E-03 km/sec**2

The computed RADIAL coefficients and errors FROM NLLST2 are:

c(1) = 0.185E+01 +/- 0.531E-01 [solar radii]
c(2) = 0.291E-02 +/- 0.539E-03 [radii/min]
c(2) = 0.337E+02 +/- 0.626E+01 [km/sec]
c(3) = -0.137E-05 +/- 0.125E-05 [radii/min**2]
c(3) = -0.528E-03 +/- 0.481E-03 [km/sec**2]

The computed ERRORS in coefficients [BEVINGTON] are:

Approximate error in c(1) = 0.94894E-01 [radii] Bevington pg 154 (8-30)
Exact error in c(1) = 0.55395E-02 [radii] Bevington pg 154 (8-28)
Approximate error in c(2) = 0.90714E-03 [radii/min] Bevington pg 154 (8-30)
Exact error in c(2) = 0.13309E-03 [radii/min] Bevington pg 154 (8-28)
Approximate error in c(3) = 0.19394E-05 [radii/min**] Bevington pg 154 (8-
Exact error in c(3) = 0.44095E-06 [radii/min**] Bevington pg 154 (8-

ANGULAR INFORMATION:

ANGULAR ACCELERATION= 0.6685E-09 +/- 0.1964E-09[radians/sec**2]

The computed ANGULAR coefficients and errors FROM NLLST2 are:

a(1) = 241. +/- 1. [degrees]
a(2) = -0.537E-01 +/- 0.948E-02 [degrees/min]
a(2) = -0.156E-04 +/- 0.276E-05 [rad/sec]
a(3) = 0.689E-04 +/- 0.203E-04 [degrees/min**2]
a(3) = 0.668E-09 +/- 0.196E-09 [rad/sec**2]

THE TANGENTIAL, RADIAL AND TOTAL SPEEDS AT EACH DATA POINT ARE:

The TANGENTIAL speed at 19: 0 = $-0.200E+02$ km/sec

The RADIAL speed at 19: 0 = 34. km/sec

The TOTAL speed at 19: 0 = 39. km/sec

The TANGENTIAL speed at 22: 1 = $-0.137E+02$ km/sec

The RADIAL speed at 22: 1 = 28. km/sec

The TOTAL speed at 22: 1 = 31. km/sec

The TANGENTIAL speed at 23:31 = $-0.839E+01$ km/sec

The RADIAL speed at 23:31 = 25. km/sec

The TOTAL speed at 23:31 = 26. km/sec

The TANGENTIAL speed at 1: 2 = $-0.199E+01$ km/sec

The RADIAL speed at 1: 2 = 22. km/sec

The TOTAL speed at 1: 2 = 22. km/sec

The TANGENTIAL speed at 2:32 = $0.516E+01$ km/sec

The RADIAL speed at 2:32 = 19. km/sec

The TOTAL speed at 2:32 = 20. km/sec

The following info is for estimating goodness of the fit

Fit is ok [ier=1]

Standard Deviation in the height = 0.40

Standard Deviation in start time measurement = $0.156E+03$

Value of reduced Chi Squared returned from nllst2 = $0.369E-02$

Reduced Chi Squared = $0.380E-01$

Chi Squared = $0.760E-01$

The probability for exceeding chi square = $0.996E+00$

For a second order fit 3 correlation coefficients are given:

(Using equation of motion: $r = a + bt + at^2$)

The correlation between the data and the term linear in time = $0.9789E+00$

The correlation between the data and the time² term = $0.8442E+00$

The correlation between the data and the complete equation of motion = $0.9879E+00$

SEE BEVINGTON "Data Reduction and Error Analysis" [1969]