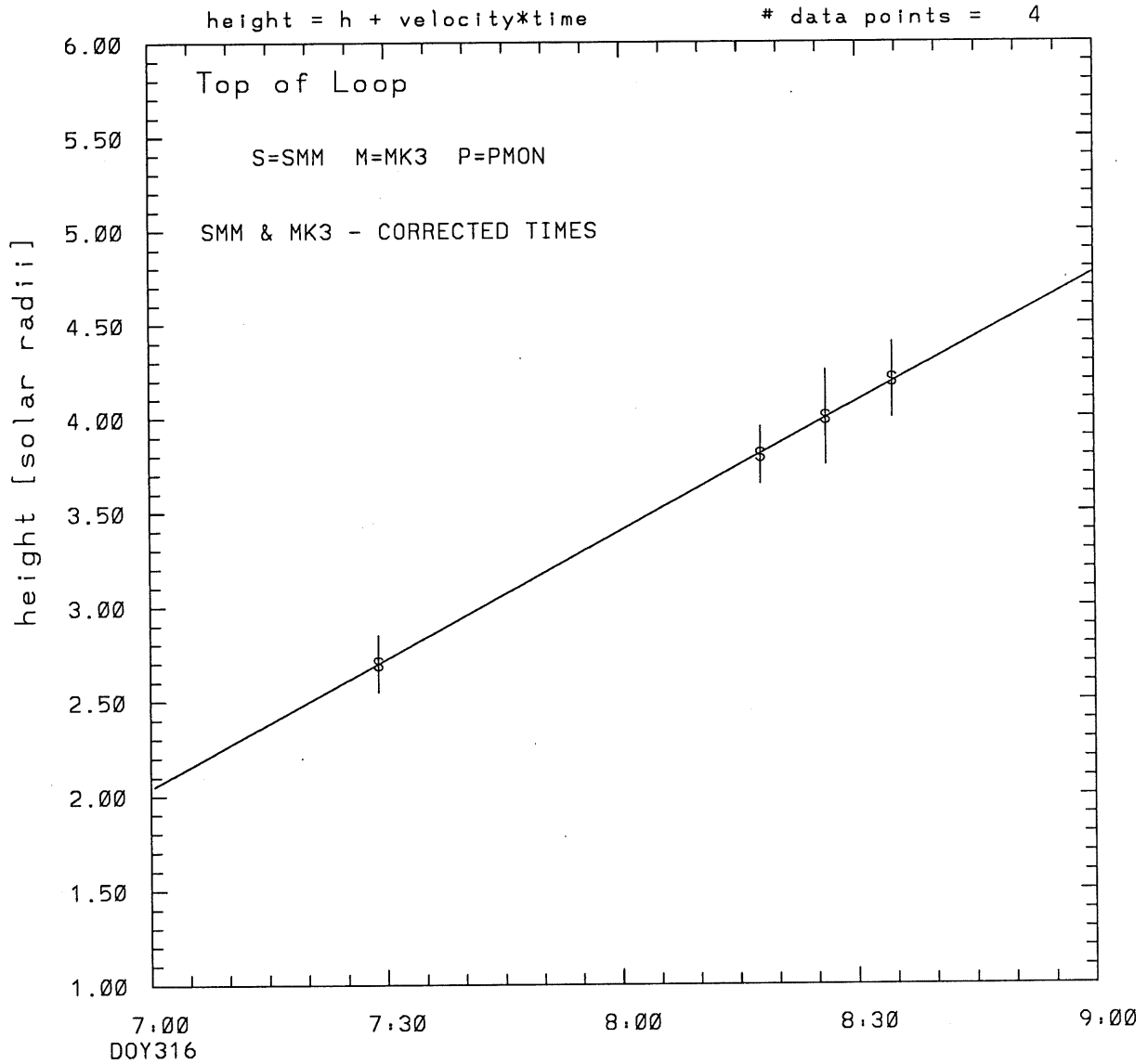
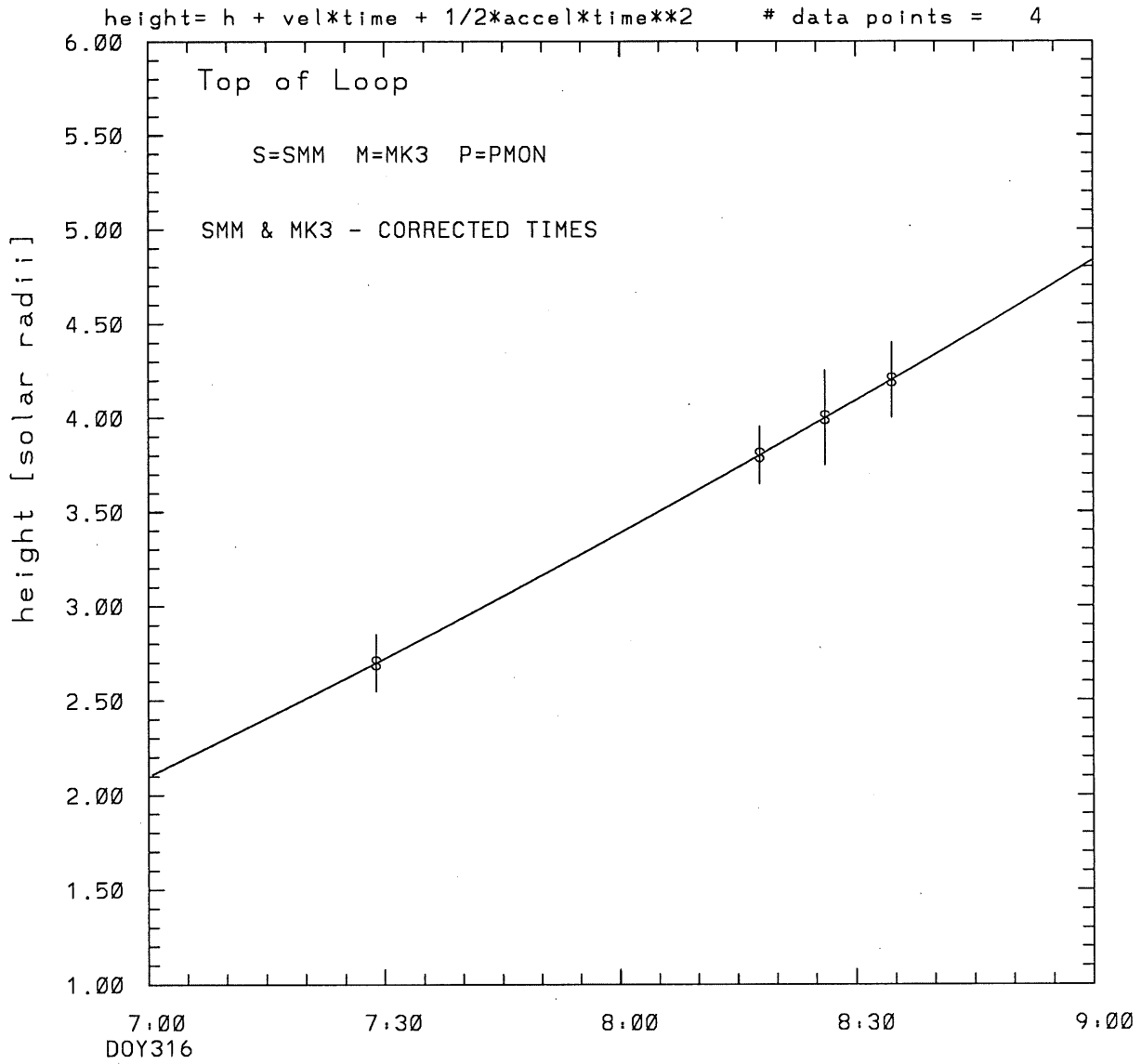


SMM C/P 1989 DOY316 247 +/- 0 degrees



tstart=DOY316 6:16 +/- 0.1 [min.]
radial velocity= 264. +/- 2. [km/sec]

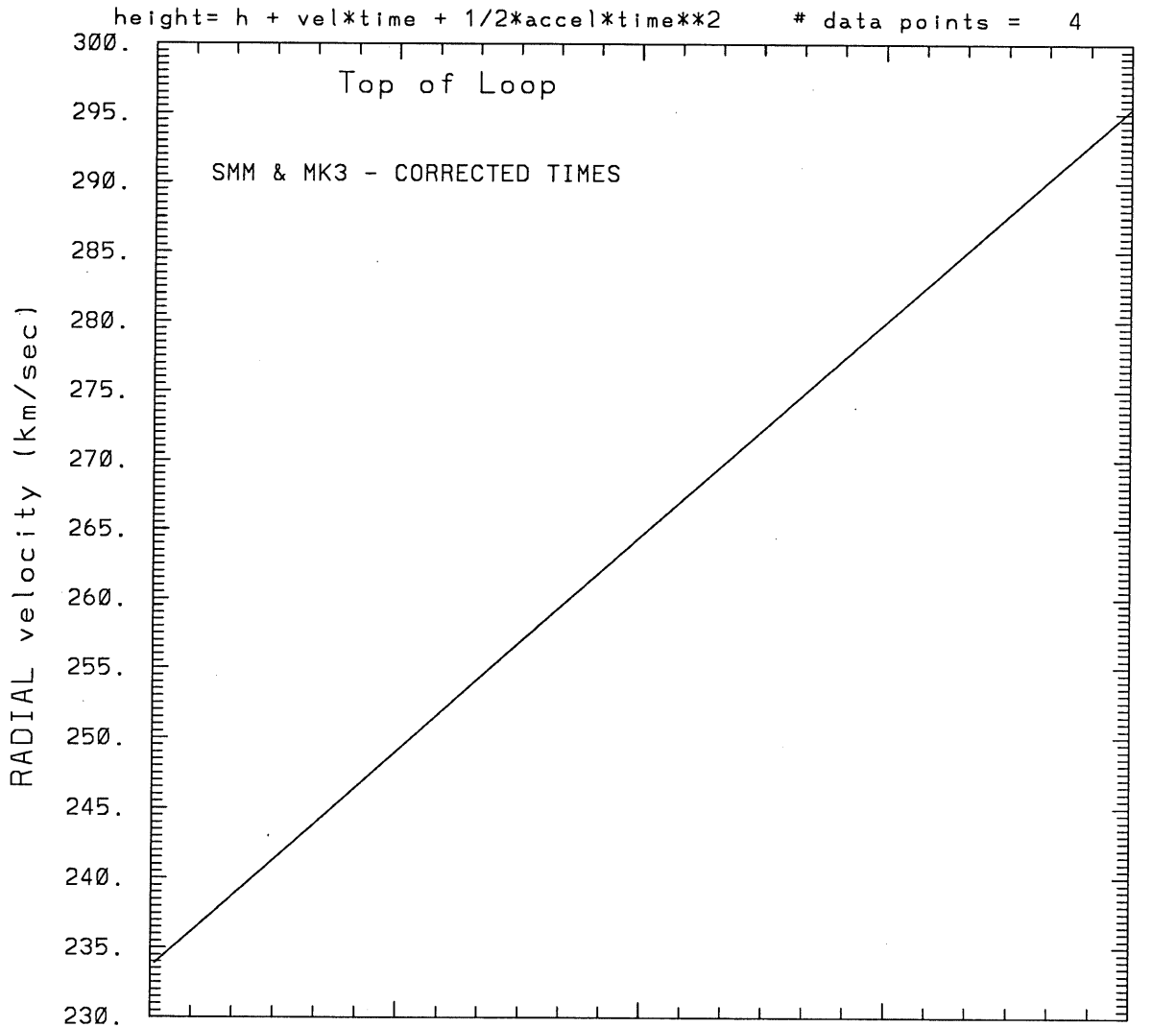
SMM C/P 1989 DOY316 247 +/- 0 degrees



tstart=DOY316 6: 2 +/- 2.7 [min.]

radial acceleration = 0.0086 +/- 0.0009 [km/sec**2]

SMM C/P 1989 DOY316 247 +/- 0 degrees



7:00
DOY316

7:30

8:00

8:30

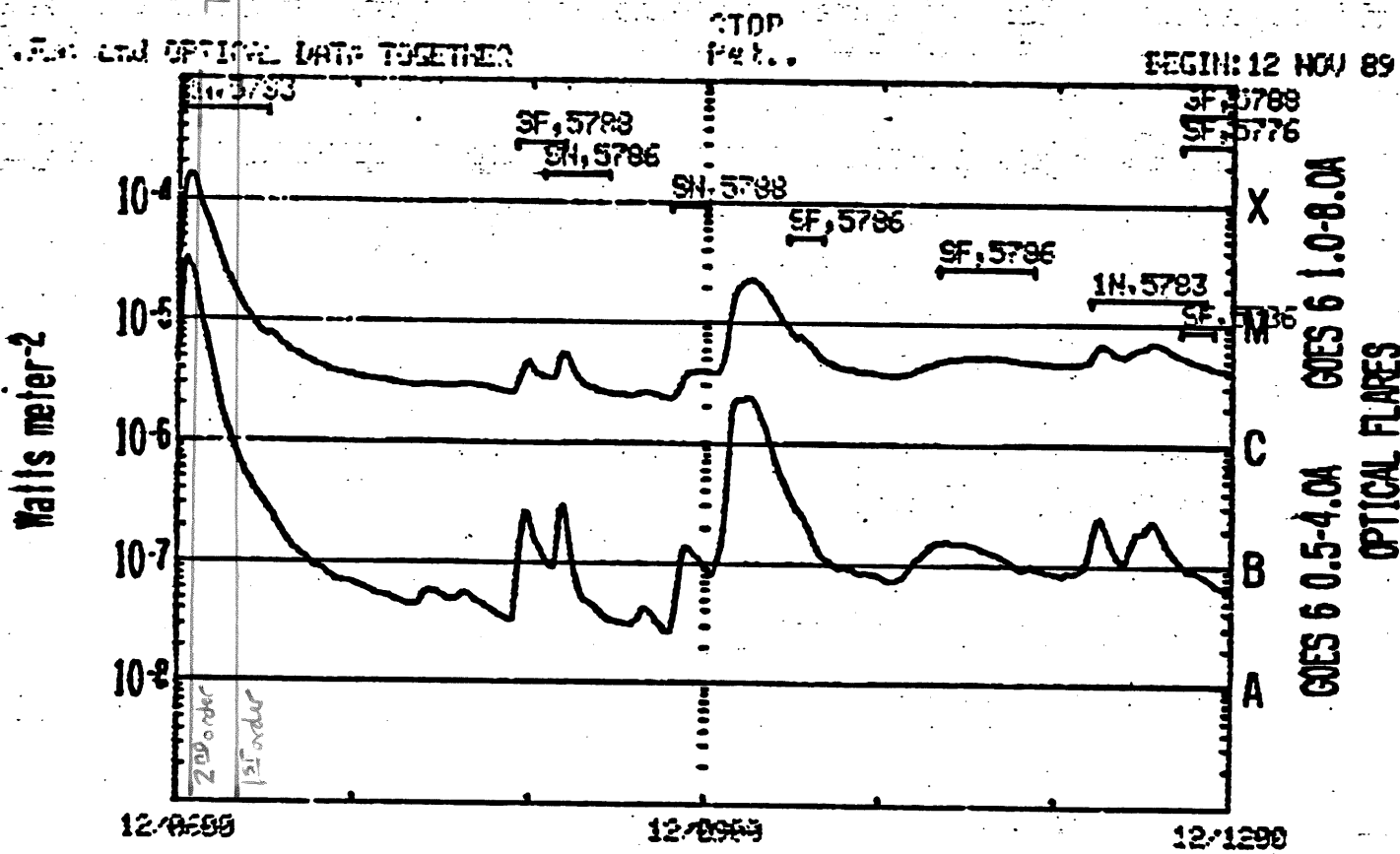
9:00

tstart=DOY316 6: 2 +/- 2.7 [min.]

radial acceleration=0.858E-02 km/sec**2

1989 Day 316

Top of Front, center = 259°
[6.19] First Order
[6.05] 2nd order



SAA's NIGHT
GOES-6 1 MIN DATA: OPTICAL FLARE DUR, IMP, REGION
RUN: 1989UT
16 NOV 89

This is a 1 order run

INPUT:

year	doy	time	radii	radius	error in angle	error in angle	datatype
1989	316	7:28:56	2.70 +/-	0.15	247.0 +/-	0.5	SMM
1989	316	8:17:50	3.80 +/-	0.15	247.0 +/-	1.0	SMM
1989	316	8:26: 6	4.00 +/-	0.25	247.0 +/-	1.0	SMM
1989	316	8:34:32	4.20 +/-	0.20	247.0 +/-	1.0	SMM

Structure being measured:
Top of Loop

OUTPUT:

START TIME:

Event began at t = 0 + -0.457E+02 +/- 0.102E+00 [minutes]
In more convenient units:
Event began at DOY 316 6:16 +/- 0.102E+00 [minutes]

Origin defined at DOY316 7: 0

RADIAL INFORMATION:

RADIAL VELOCITY = 264. +/- 2. km/sec

The computed RADIAL coefficients and errors FROM NLLST2 are:

c(1) = 0.204E+01 +/- 0.113E-01 [solar radii]
c(2) = 0.227E-01 +/- 0.160E-03 [radii/min]
c(2) = 0.264E+03 +/- 0.186E+01 [km/sec]
c(3) = 0.000E+00 +/- 0.000E+00 [radii/min**2]
c(3) = 0.000E+00 +/- 0.000E+00 [km/sec**2]

The computed ERRORS in coefficients [BEVINGTON] are:

error in c(1)= 0.15718E-01 [radii] see Bevington pg. 114
error in c(2)= 0.20619E-03 [radii/min] see Bevington pg. 114

ANGULAR INFORMATION:

ANGULAR VELOCITY = 0.0000E+00 +/- 0.0000E+00[radians/sec]

The computed ANGULAR coefficients and errors FROM NLLST2 are:

a(1) = 247. +/- 0. [degrees]
a(2) = 0.000E+00 +/- 0.000E+00 [degrees/min]
a(2) = 0.000E+00 +/- 0.000E+00 [rad/sec]
a(3) = 0.000E+00 +/- 0.000E+00 [degrees/min**2]
a(3) = 0.000E+00 +/- 0.000E+00 [rad/sec**2]

The RADIAL velocity at 7:28 = 264. km/sec

The RADIAL velocity at 8:17 = 264. km/sec

The RADIAL velocity at 8:26 = 264. km/sec

The RADIAL velocity at 8:34 = 264. km/sec

The following info is for estimating goodness of the fit

Fit is ok [ier=1]

Standard Deviation in the height = 0.67
Standard Deviation in start time measurement = 0.255E+02
Error in time = 0.65343E+00 using best fit method
See Taylor Error Analysis [Univ of Colorado] pg.78

Value of reduced Chi Squared returned from nllst2 = 0.746E-04
Reduced Chi Squared = 0.342E-03
Chi Squared = 0.684E-03
The probability for exceeding chi square = 0.100E+01

The correlation coefficient = 0.100E+01
The probability that no LINEAR correlation exists between the variables = 0.73081
SEE BEVINGTON "Data Reduction and Error Analysis" [1969]

This is a 2 order run

INPUT:

year	day	time	radii	radius	error in angle	error in angle	datatype
1989	316	7:28:56	2.70 +/- 0.15	247.0 +/- 0.5			SMM
1989	316	8:17:50	3.80 +/- 0.15	247.0 +/- 1.0			SMM
1989	316	8:26: 6	4.00 +/- 0.25	247.0 +/- 1.0			SMM
1989	316	8:34:32	4.20 +/- 0.20	247.0 +/- 1.0			SMM

Structure being measured:
Top of Loop

OUTPUT:

START TIME:

Event began at t = 0 + -0.583E+02 +/- 0.273E+01 [minutes]
In more convenient units:
Event began at DOY 316 6: 2 +/- 0.273E+01 [minutes]

Origin defined at DOY316 7: 0

RADIAL INFORMATION:

RADIAL ACCELERATION = 0.858E-02 +/- 0.914E-03 km/sec**2

The computed RADIAL coefficients and errors FROM NLLST2 are:

c(1) = 0.210E+01 +/- 0.659E-02 [solar radii]
c(2) = 0.201E-01 +/- 0.278E-03 [radii/min]
c(2) = 0.234E+03 +/- 0.323E+01 [km/sec]
c(3) = 0.222E-04 +/- 0.236E-05 [radii/min**2]
c(3) = 0.858E-02 +/- 0.914E-03 [km/sec**2]

The computed ERRORS in coefficients [BEVINGTON] are:

Approximate error in c(1) = 0.13438E-01 [radii] Bevington pg 154 (8-30)
Exact error in c(1) = 0.25915E-02 [radii] Bevington pg 154 (8-28)
Approximate error in c(2) = 0.55375E-03 [radii/min] Bevington pg 154 (8-30)
Exact error in c(2) = 0.11929E-03 [radii/min] Bevington pg 154 (8-28)
Approximate error in c(3) = 0.46292E-05 [radii/min**2] Bevington pg 154 (8-30)
Exact error in c(3) = 0.10313E-05 [radii/min**2] Bevington pg 154 (8-28)

ANGULAR INFORMATION:

ANGULAR ACCELERATION= 0.0000E+00 +/- 0.0000E+00[radians/sec**2]

The computed ANGULAR coefficients and errors FROM NLLST2 are:

a(1) = 247. +/- 0. [degrees]
a(2) = 0.000E+00 +/- 0.000E+00 [degrees/min]
a(2) = 0.000E+00 +/- 0.000E+00 [rad/sec]
a(3) = 0.000E+00 +/- 0.000E+00 [degrees/min**2]
a(3) = 0.000E+00 +/- 0.000E+00 [rad/sec**2]

The RADIAL velocity at 7:28 = 249. km/sec

The RADIAL velocity at 8:17 = 274. km/sec

The RADIAL velocity at 8:26 = 278. km/sec

The RADIAL velocity at 8:34 = 282. km/sec

The following info is for estimating goodness of the fit

Fit is ok [ier=1]

Standard Deviation in the height = 0.67

Standard Deviation in start time measurement = 0.255E+02

Value of reduced Chi Squared returned from nllst2 = 0.249E-05

Reduced Chi Squared = 0.275E-04

Chi Squared = 0.275E-04

The probability for exceeding chi square = 0.999E+00

For a second order fit 3 correlation coefficients are given:

(Using equation of motion: $r = a + bt + at^2$)

The correlation between the data and the term linear in time = 0.1087E+01

The correlation between the data and the time**2 term = 0.1068E+01

The correlation between the data and the complete equation of motion=0.9999E+00

SEE BEVINGTON "Data Reduction and Error Analysis" [1969]